

US00D862180S

(12) **United States Design Patent**
Atteberry

(10) **Patent No.:** **US D862,180 S**

(45) **Date of Patent:** **** Oct. 8, 2019**

(54) **FLOWER STRIPPER**

(71) Applicant: **G4 Products, LLC**, Las Vegas, NV
(US)

(72) Inventor: **Wade Eugene Atteberry**, San Jose, CA
(US)

(73) Assignee: **G4 Products, LLC**, Las Vegas, NV
(US)

(**) Term: **15 Years**

(21) Appl. No.: **29/644,120**

(22) Filed: **Apr. 14, 2018**

(51) **LOC (12) Cl.** **08-03**

(52) **U.S. Cl.**
USPC **D8/9**

(58) **Field of Classification Search**
USPC D8/1, 5, 7, 9, 12, 16, 499; D11/143,
D11/144, 146, 148, 155, 164, 184;
D6/403-405, 556-558; D25/1;
D26/9-11, 16, 19; D34/1, 2, 4, 5, 6;
D99/5, 19
CPC A01D 1/06
See application file for complete search history.

(56) **References Cited**

U.S. PATENT DOCUMENTS

48,136 A	6/1865	Thacher	
D179,294 S	* 11/1956	Hinchcliffe	D15/147
D242,884 S	* 1/1977	Diaz	D6/403
D257,064 S	* 9/1980	Kobee	D25/136
D282,419 S	* 2/1986	Meyer	D6/405
D294,548 S	* 3/1988	Wallace	D6/558
D307,707 S	* 5/1990	Abbestam	D34/29
D314,506 S	* 2/1991	McMullen	D8/499
D316,951 S	* 5/1991	Groves	D8/1
5,044,115 A	9/1991	Richardson	
5,240,343 A	* 8/1993	Strobl, Jr.	E01C 11/221 404/7
D372,547 S	* 8/1996	Sjodin	D25/164

D399,782 S	* 10/1998	Ray	D11/143
D400,985 S	* 11/1998	Risi	D25/164
D419,863 S	* 2/2000	Mullane	D8/499
D425,382 S	* 5/2000	Gordon	D8/1

(Continued)

FOREIGN PATENT DOCUMENTS

CA	2694807 A1	8/2011
CN	103098657 A	5/2013

(Continued)

OTHER PUBLICATIONS

BuildASoil.com, DeBudder, Unknown publication date, [site visited May 8, 2019], Available on the Internet URL <https://buildasoil.com/products/debudder?variant=28116592033876> (Year: 2019).*

(Continued)

Primary Examiner — Karen S Acker
Assistant Examiner — Steven B Reinholdt, Jr.
(74) *Attorney, Agent, or Firm* — Lapple Ubell IP Law, LLP; Matthew C. Lapple

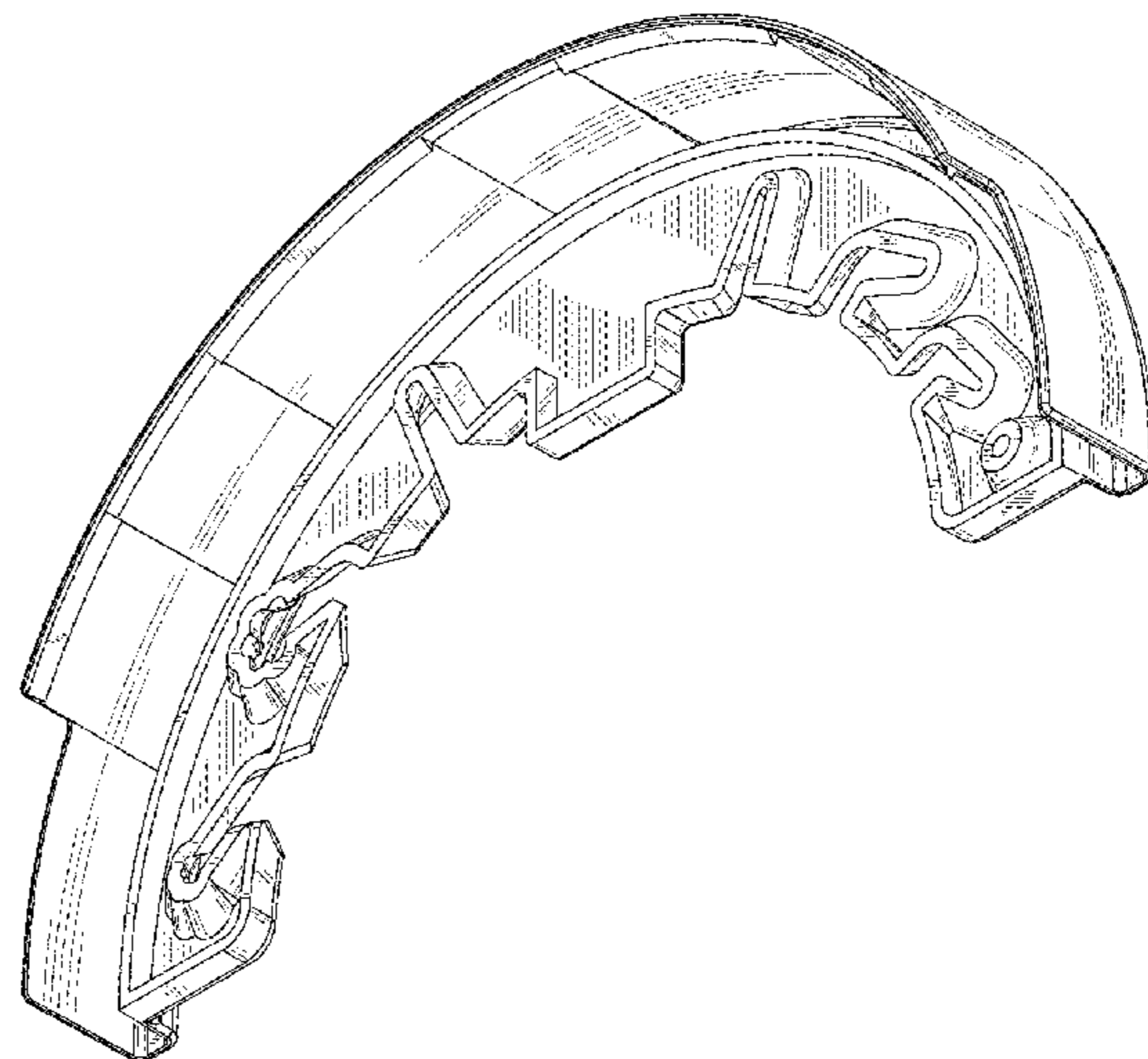
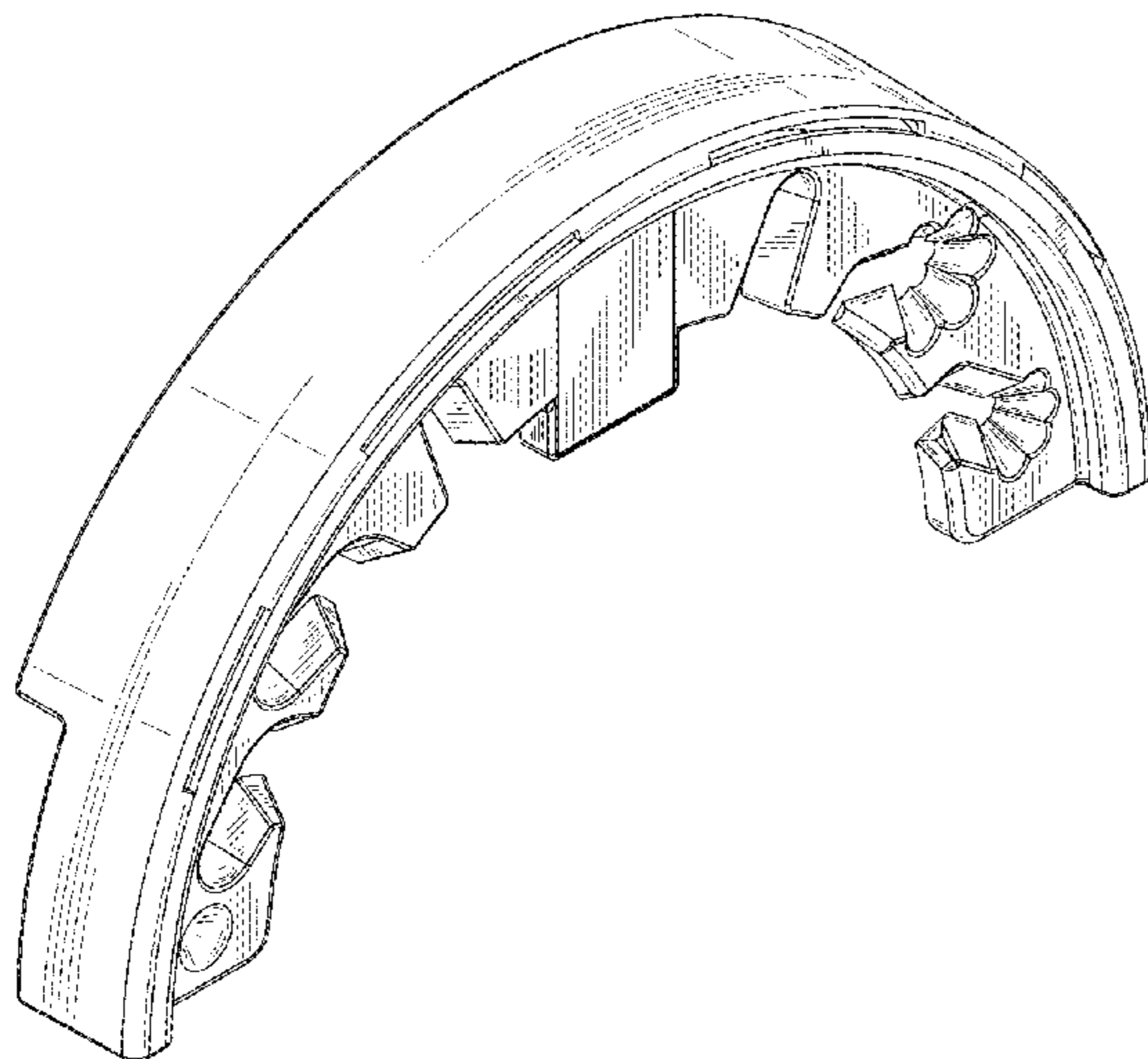
(57) **CLAIM**

The ornamental design for a flower stripper, as shown and described.

DESCRIPTION

FIG. 1 is a front perspective view of a flower stripper showing my new design;
FIG. 2 is a rear perspective view thereof;
FIG. 3 is a front view thereof;
FIG. 4 is a back view thereof;
FIG. 5 is a left side view thereof;
FIG. 6 is a right side view thereof;
FIG. 7 is a top view thereof; and,
FIG. 8 is a bottom view thereof.

1 Claim, 6 Drawing Sheets



(56)

References Cited

U.S. PATENT DOCUMENTS

D425,767 S * 5/2000 Goslin D8/1
 D433,291 S * 11/2000 Shamoon D8/1
 D453,578 S * 2/2002 Olson D25/164
 D482,831 S * 11/2003 Lemos D34/6
 D499,011 S * 11/2004 Rizzo D8/499
 D499,332 S * 12/2004 Rizzo D8/499
 D511,451 S * 11/2005 Mullane D8/499
 D512,303 S * 12/2005 Prichard, Jr. D8/499
 7,028,844 B2 4/2006 Nelson
 D543,286 S * 5/2007 Keeley D25/119
 D586,005 S * 2/2009 Schumaker D25/119
 D613,572 S * 4/2010 Nielsen D15/140
 D666,123 S * 8/2012 Sichello D11/143
 8,267,256 B2 9/2012 Berthet et al.
 D718,556 S * 12/2014 Kreuzer D6/574
 9,435,112 B2 * 9/2016 Bray E01C 13/08
 D776,834 S * 1/2017 Amrine D25/164
 9,532,509 B2 * 1/2017 Mayer A01G 3/00
 D782,902 S * 4/2017 Paulin D8/382
 D840,058 S * 2/2019 Amrine D25/164
 2013/0205602 A1 8/2013 Mayer

2015/0040734 A1 2/2015 Harris
 2015/0047485 A1 2/2015 Schroeder
 2018/0317404 A1* 11/2018 Atteberry A01G 22/60

FOREIGN PATENT DOCUMENTS

CN 104396589 A 3/2015
 CN 106386198 A 2/2017
 KR 10-2002-0078121 A 10/2002
 KR 10-2012-0025835 A 3/2012

OTHER PUBLICATIONS

Laegerbuilt, The Stripper Machine, Apr. 11, 2012, YouTube.com, <https://youtube.com/watch?v=V3SS-2Ygc8E>.
 Thundervak Machine, Best Bud Trimmer, Oct. 18, 2013, YouTube.com, <https://youtube.com/watch?v=hNCQuWC9YZY>.
 Williams-Sonoma, Williams Sonoma Herb & Kale Stripper, Sep. 6, 2017, www.williams-sonoma.com, <https://www.williams-sonoma.com/products/williams-sonoma-herb-kale-stripper/?catalogId>.
 International Search Report and Written Opinion mailed by International Application Division Korean Intellectual Property Office dated Sep. 4, 2018 in the corresponding International Patent Application No. PCT/US2018/031238.

* cited by examiner

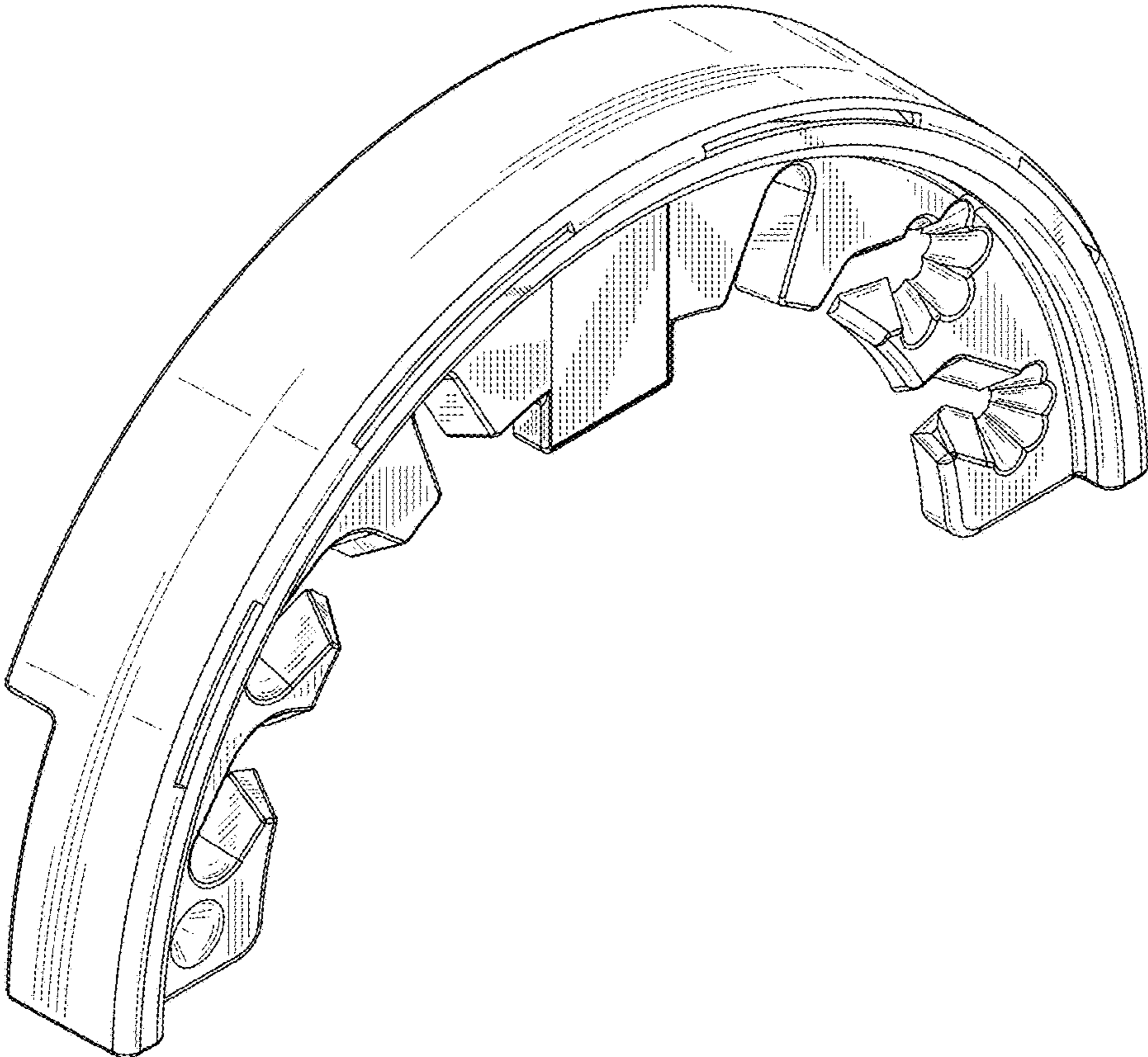


FIG. 1

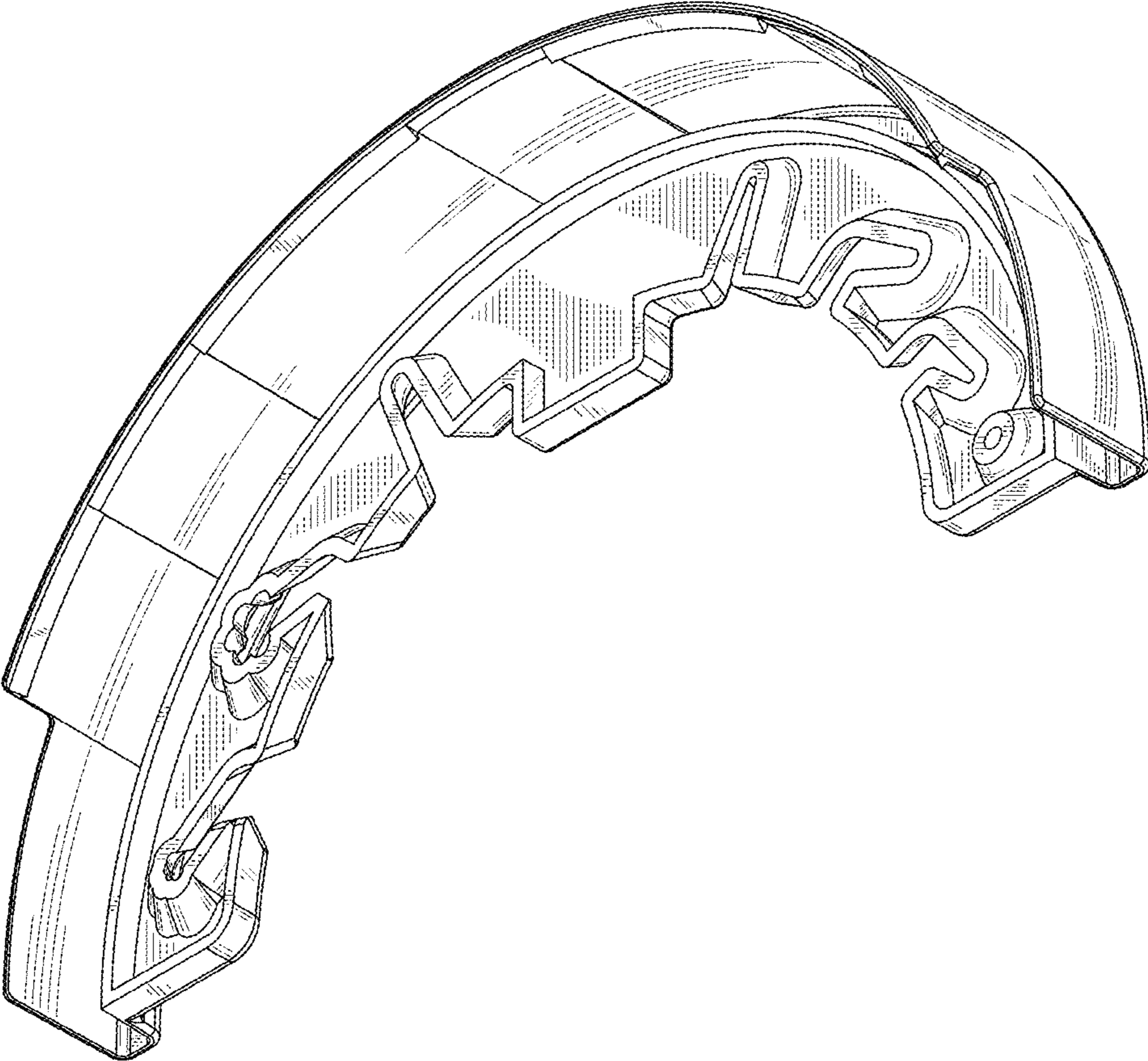


FIG. 2

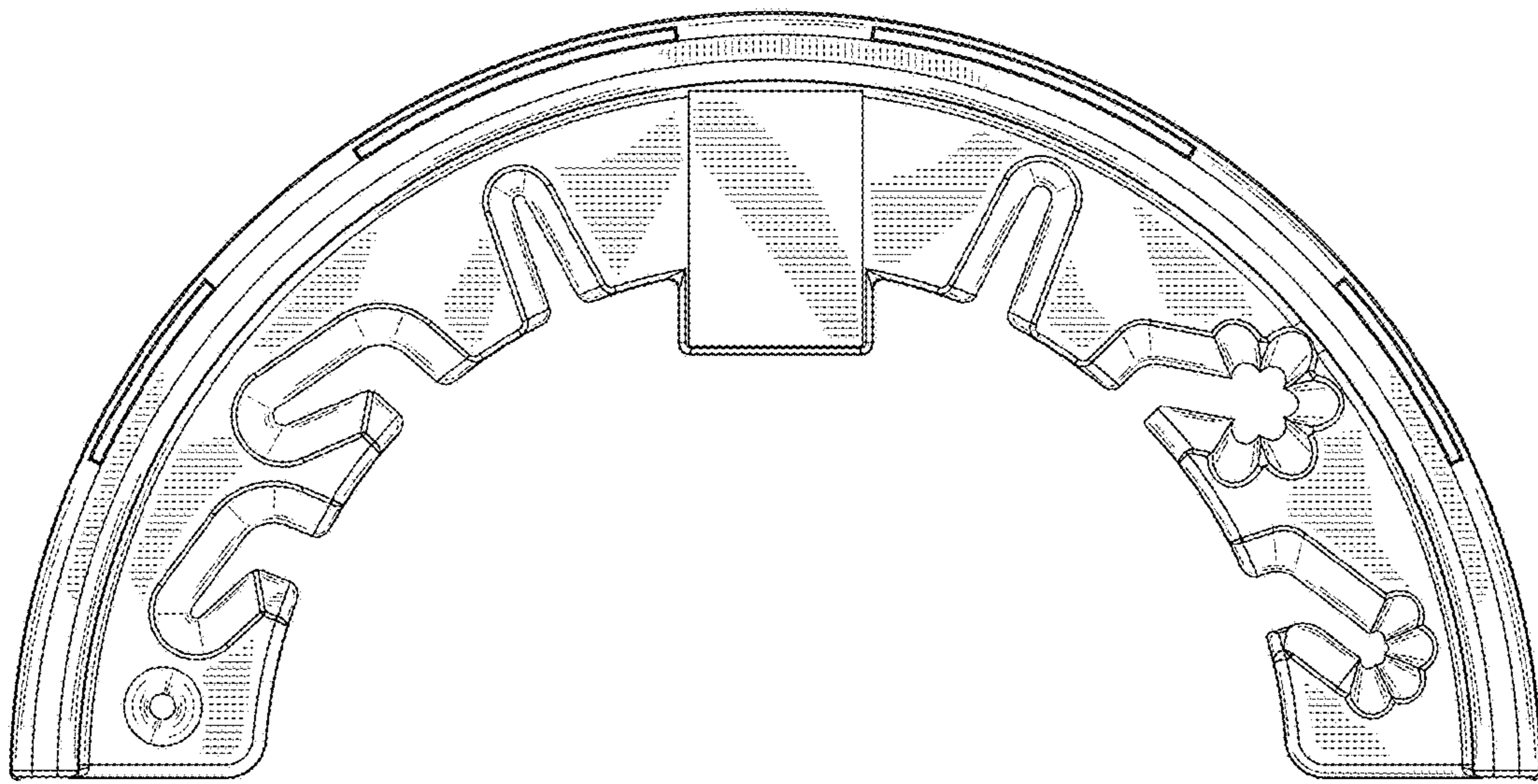


FIG. 3

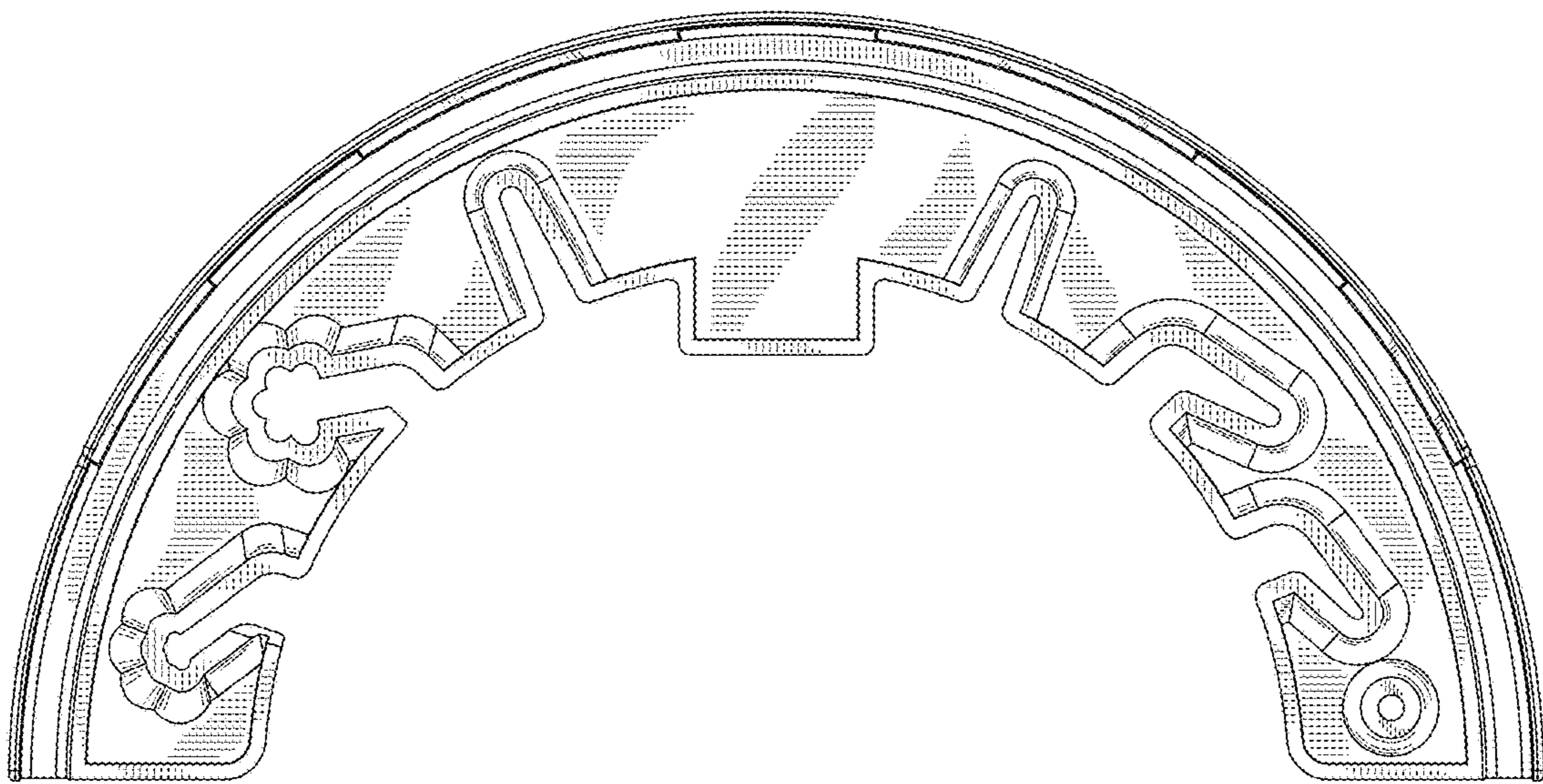


FIG. 4

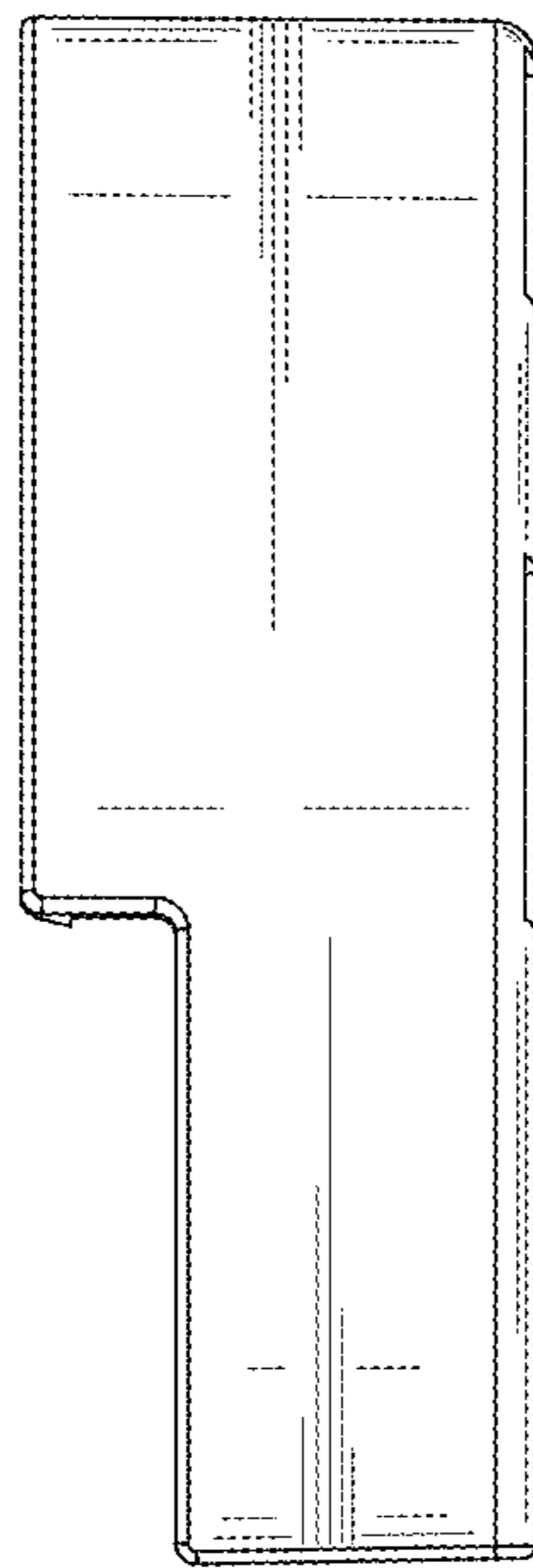


FIG. 5

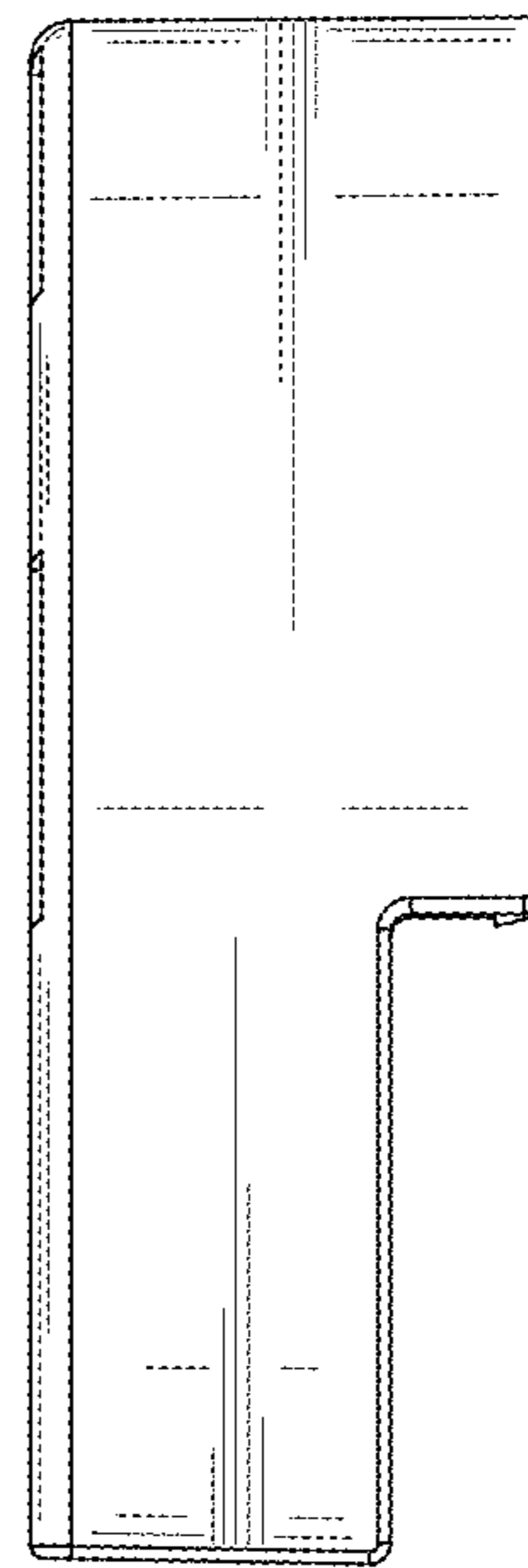


FIG. 6

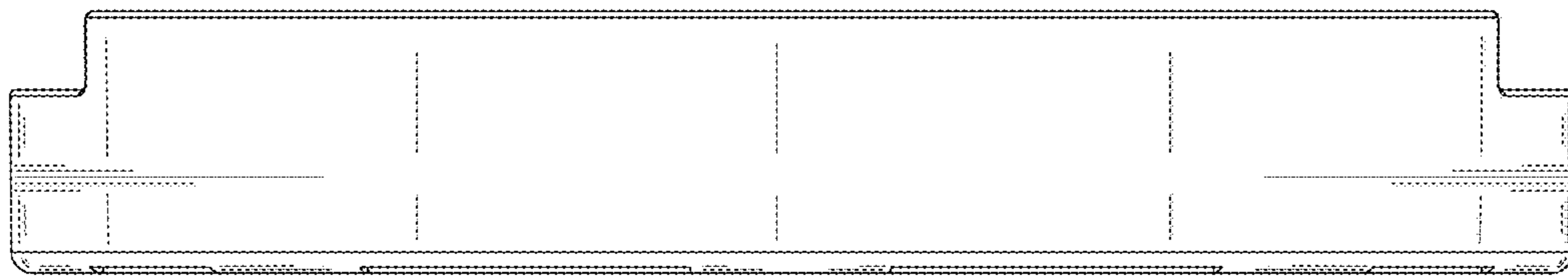


FIG. 7

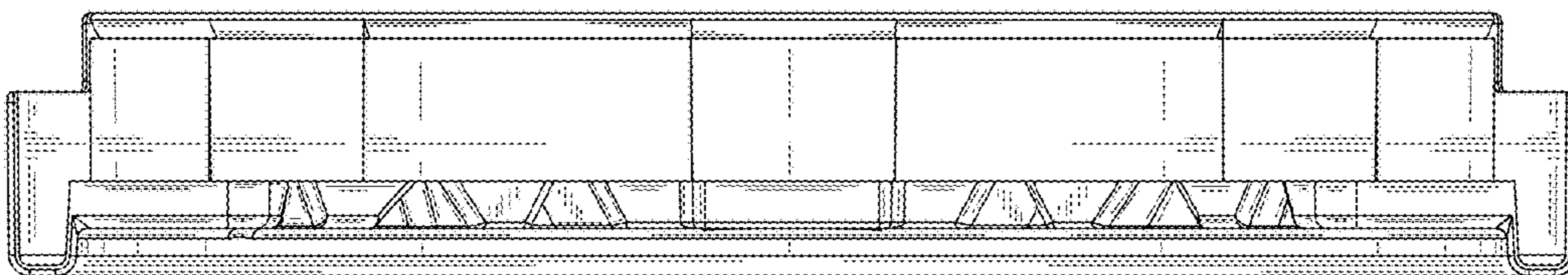


FIG. 8