



US00D862157S

(12) **United States Design Patent** (10) **Patent No.:** **US D862,157 S**
Barber (45) **Date of Patent:** **** Oct. 8, 2019**

(54) **LID FOR A CONTAINER**

D809,856 S * 2/2018 Winn D7/392.1
D812,966 S * 3/2018 Murosky D7/392.1
D820,038 S * 6/2018 Sorensen D7/392.1

(71) Applicant: **BRADSHAW INTERNATIONAL, INC.**, Rancho Cucamonga, CA (US)

(72) Inventor: **Tom Barber**, Manhattan Beach, CA (US)

(73) Assignee: **BRADSHAW INTERNATIONAL, INC.**, Rancho Cucamonga, CA (US)

(**) Term: **15 Years**

(21) Appl. No.: **29/638,709**

(22) Filed: **Feb. 28, 2018**

(51) **LOC (12) Cl.** **07-99**

(52) **U.S. Cl.**
USPC **D7/392.1; D9/443**

(58) **Field of Classification Search**
USPC D9/434-436, 438, 440, 443, 446, 447,
D9/449, 452, 454, 499; D7/387, 392,
D7/392.1, 394, 396.1, 396.2
CPC A45F 3/16; A45F 3/20; B65D 47/122;
B65D 47/066
See application file for complete search history.

(56) **References Cited**

U.S. PATENT DOCUMENTS

D626,837 S * 11/2010 Meyers D9/443
D653,081 S * 1/2012 George D7/316
D672,238 S * 12/2012 Aziz D7/510
D679,541 S * 4/2013 Samartgis D7/392.1
D700,012 S * 2/2014 Hurley D7/392.1
D720,184 S * 12/2014 Gilbert D7/300.1
D748,943 S * 2/2016 Miller D7/392.1
D752,916 S * 4/2016 Goodwin D7/392.1
D763,688 S * 8/2016 Breit D9/443
D802,993 S * 11/2017 Joseph D7/392.1

OTHER PUBLICATIONS

Amazon.GoBottle 40241 Flip Sip. Dec. 15, 2017. <URL:https://www.amazon.com/dp/B078BYYDL5/ref=asc_df_B078BYYDL5154461240000?tag=merbethomgarshape-20&creative=395261&creativeASIN=B078BYYDL5&linkCode=asn&ascsubtag=99328562>. (Year: 2017).*

* cited by examiner

Primary Examiner — George D. Kirschbaum

Assistant Examiner — Darcey E Gottschalk

(74) *Attorney, Agent, or Firm* — Birch, Stewart, Kolasch & Birch, LLP

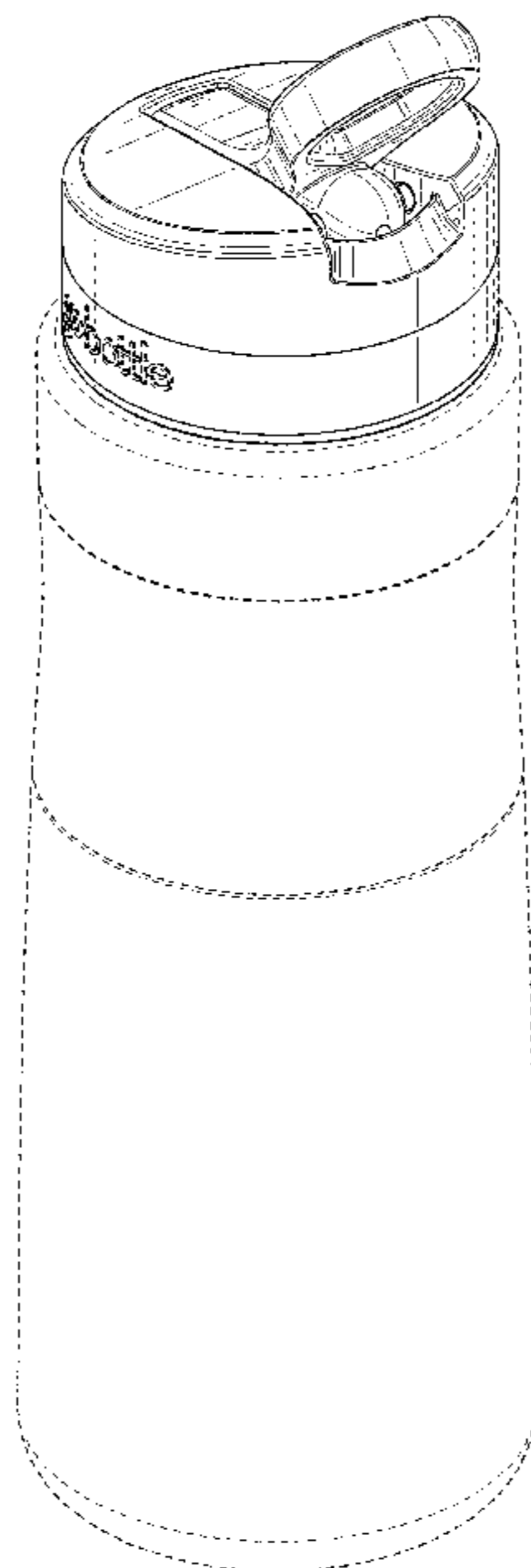
(57) **CLAIM**

The ornamental design for a lid for a container, as shown and described.

DESCRIPTION

FIG. 1 is a rear, top, right perspective view of a lid for a container showing my new design;
FIG. 2 is a rear view thereof;
FIG. 3 is a front view thereof;
FIG. 4 is a right side view thereof;
FIG. 5 is a left side view thereof;
FIG. 6 is a top plan view thereof; and,
FIG. 7 is a bottom plan view thereof.
The broken lines in the Figures are for the purpose of illustrating portions of the lid for a container and form no part of the claimed design.

1 Claim, 7 Drawing Sheets



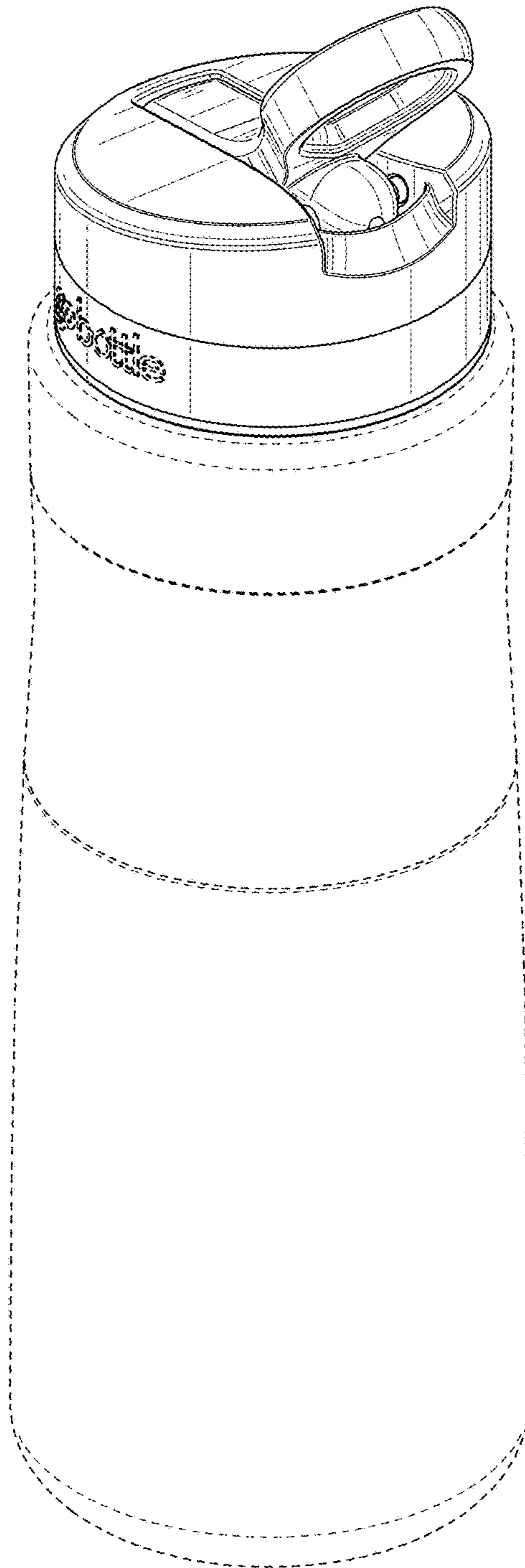


FIG. 1




FIG. 2




FIG. 3




FIG. 4




FIG. 5

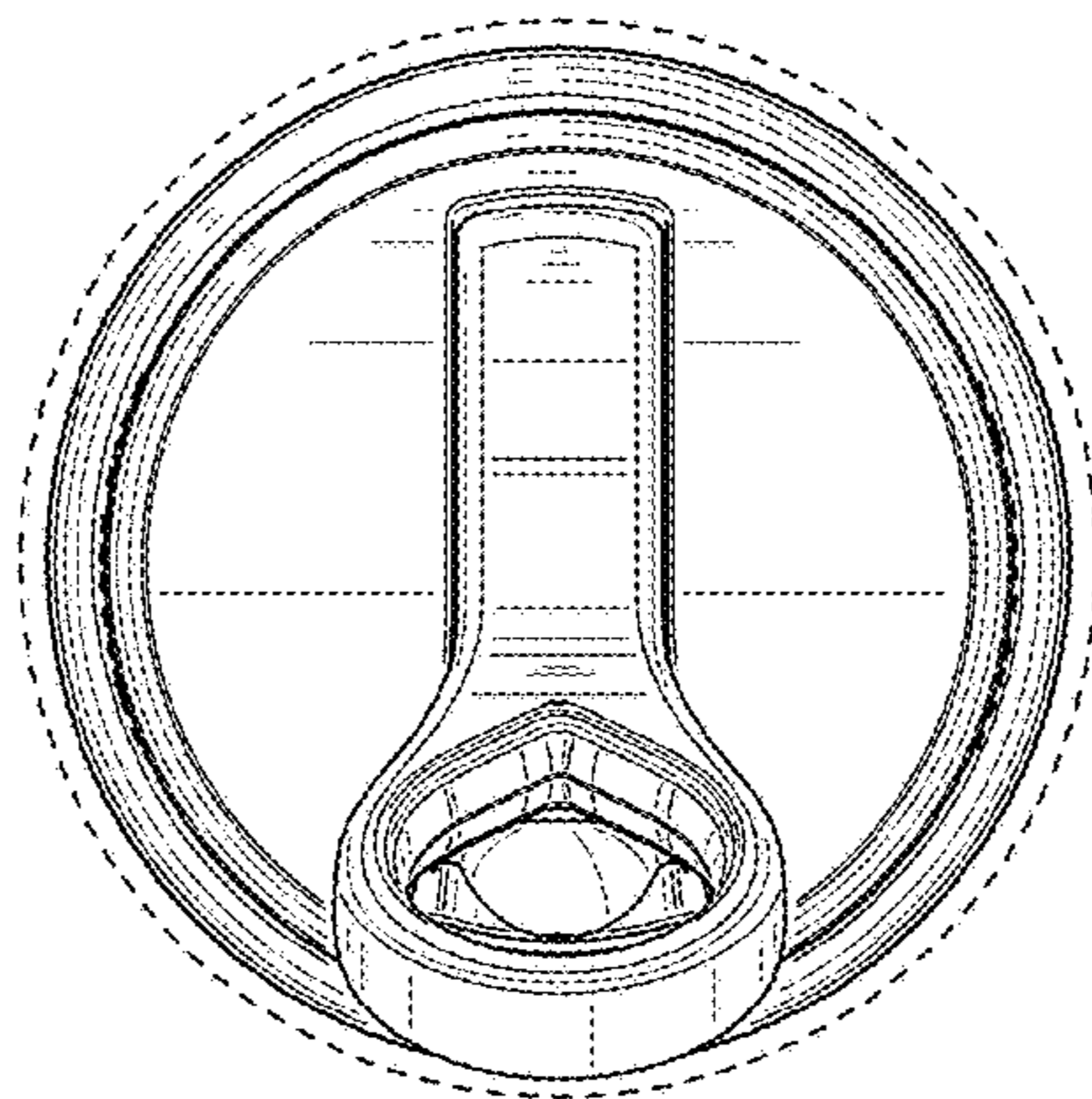


FIG. 6

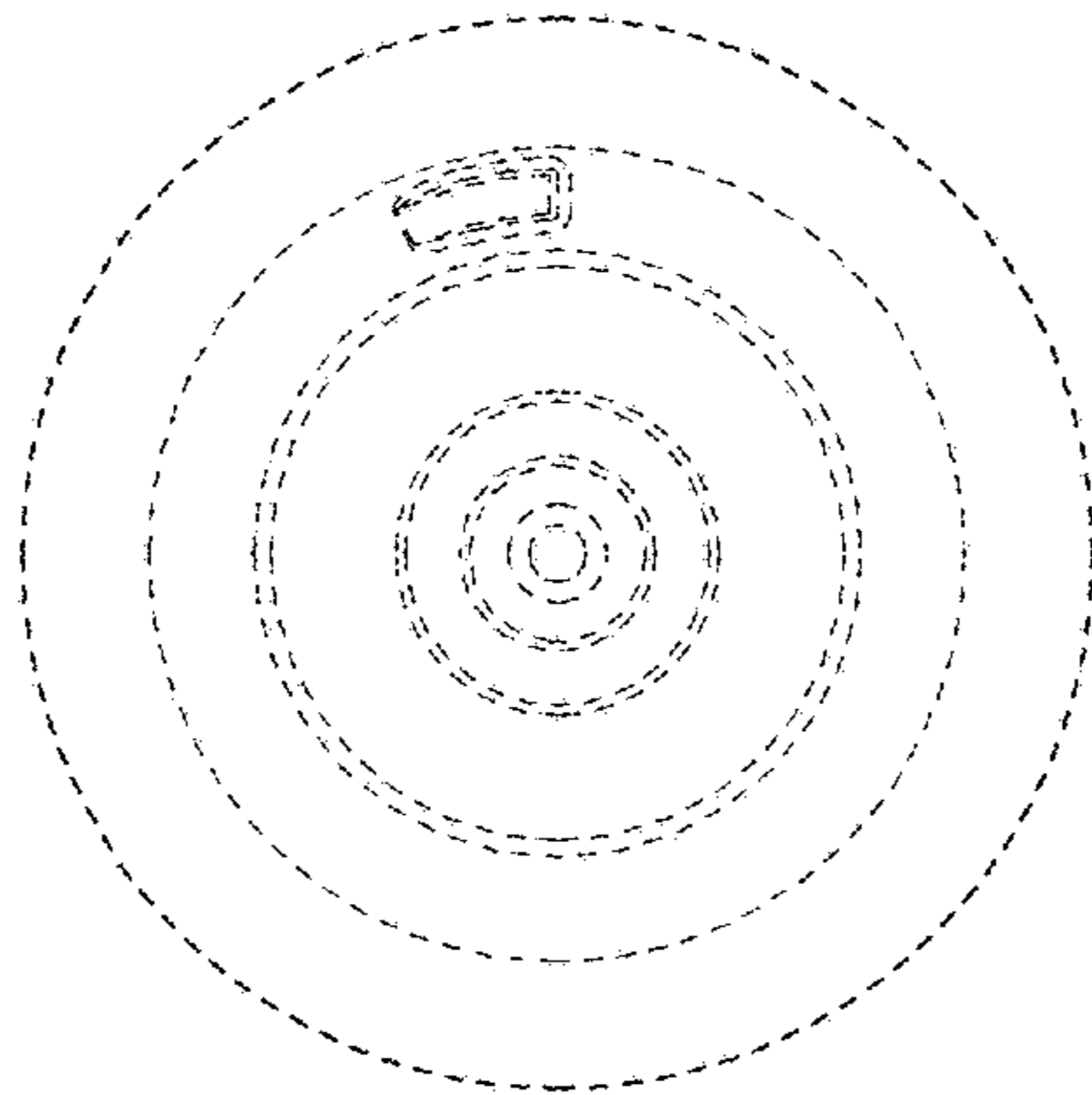


FIG. 7