

US00D862132S

(12) **United States Design Patent** (10) **Patent No.:** **US D862,132 S**
Bhatt-Patel et al. (45) **Date of Patent:** **** Oct. 8, 2019**

(54) **LUGGAGE BENCH**

(71) Applicant: **Kohler Co.**, Kohler, WI (US)

(72) Inventors: **Niti Bhatt-Patel**, Mequon, WI (US);
Timothy A. Andreas, Sheboygan, WI (US); **Michael J. Olson**, Kohler, WI (US)

(73) Assignee: **KOHLER CO.**, Kohler, WI (US)

(**) Term: **15 Years**

(21) Appl. No.: **29/642,474**

(22) Filed: **Mar. 29, 2018**

(51) **LOC (12) Cl.** **06-04**

(52) **U.S. Cl.**
USPC **D6/663**

(58) **Field of Classification Search**

USPC D6/407, 657, 661, 663, 664, 664.1,
D6/668.2, 671, 671.1, 671.4, 675, 675.1,
D6/675.5, 683.1, 691.1, 691.8, 691.9,
D6/702, 703; D14/168, 184; D15/85
CPC ... A47B 47/024; A47B 87/008; A47B 87/002;
A47B 88/48; A47B 88/90; A47F 3/0413;
A47F 5/116; A47F 5/0018; A47F 9/00;
Y10T 428/24694; F25D 21/14; F25D
23/069; F25D 2400/10

See application file for complete search history.

(56) **References Cited**

U.S. PATENT DOCUMENTS

D362,763 S * 10/1995 Ball D6/661
D385,431 S * 10/1997 Lee D6/657
D485,709 S * 1/2004 de Blois D6/675
D507,428 S * 7/2005 Weatherly D6/662.1

(Continued)

Primary Examiner — Kevin K Rudzinski

Assistant Examiner — Paul D Bohannon

(74) *Attorney, Agent, or Firm* — Foley & Lardner LLP

(57) **CLAIM**

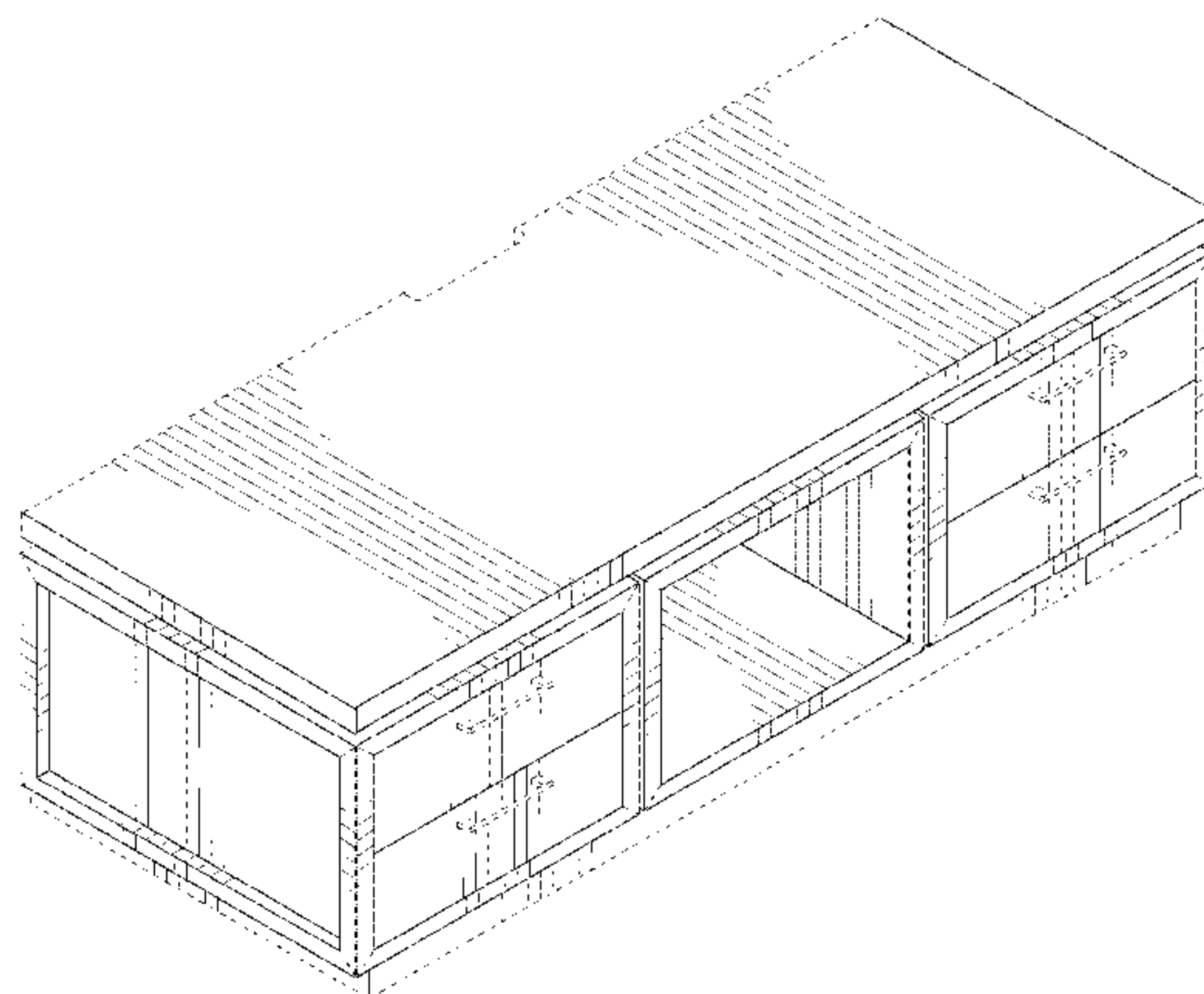
We claim the ornamental design for a luggage bench, as shown and described.

DESCRIPTION

FIG. 1 is a top, front, left perspective view of an embodiment of the claimed design;
FIG. 2 is a front elevation view thereof;
FIG. 3 is a rear elevation view thereof;
FIG. 4 is a right side elevation view thereof;
FIG. 5 is a left side elevation view thereof;
FIG. 6 is a top plan view thereof;
FIG. 7 is a bottom plan view thereof;
FIG. 8 is a top, front, left perspective view of another embodiment of the claimed design;
FIG. 9 is a front elevation view thereof;
FIG. 10 is a rear elevation view thereof;
FIG. 11 is a right side elevation view thereof;
FIG. 12 is a left side elevation view thereof;
FIG. 13 is a top plan view thereof;
FIG. 14 is a bottom plan view thereof;
FIG. 15 is a top, front, left perspective view of another embodiment of the claimed design;
FIG. 16 is a front elevation view thereof;
FIG. 17 is a rear elevation view thereof;
FIG. 18 is a right side elevation view thereof;
FIG. 19 is a left side elevation view thereof;
FIG. 20 is a top plan view thereof; and,
FIG. 21 is a bottom plan view thereof.

The ornamental design which is claimed is shown in solid lines in the drawings. The broken lines shown in the drawings are for the purpose of illustrating portions of the article and form no part of the claimed design. The dash-dash jagged break lines represent boundaries of the claimed design and form no part thereof. The jagged break lines show a symbolic break in length, and portions of the article shown in between the break lines form no part of the claimed design. Portions shown in speckle shading show contrasting surfaces from the portions shown in line shading and do not claim any specific appearance of the surfaces.

1 Claim, 18 Drawing Sheets



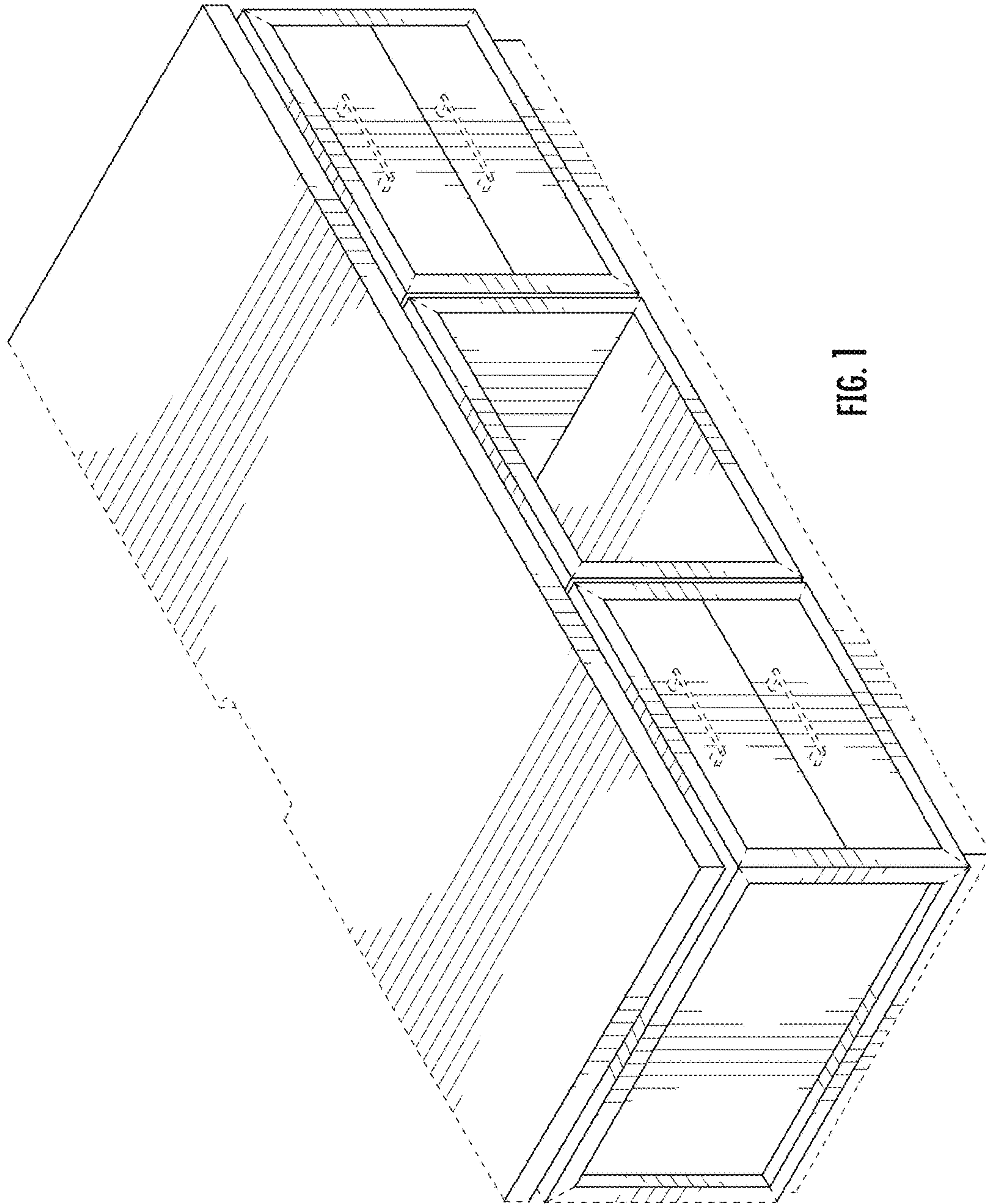
(56)

References Cited

U.S. PATENT DOCUMENTS

D520,777 S *	5/2006	DeBlois	D6/671.1
D548,488 S *	8/2007	Weatherly	D6/661
D553,879 S *	10/2007	Juneau	D6/671
D559,585 S *	1/2008	Lara	D6/657
D630,453 S *	1/2011	Rafieha	D6/661
D632,902 S *	2/2011	Rafieha	D6/661
D663,137 S *	7/2012	Andersen	D6/661
D663,138 S *	7/2012	Andersen	D6/661
D687,250 S *	8/2013	Weatherly	D6/661
D808,688 S *	1/2018	Everson	D6/657

* cited by examiner






FIG. 2

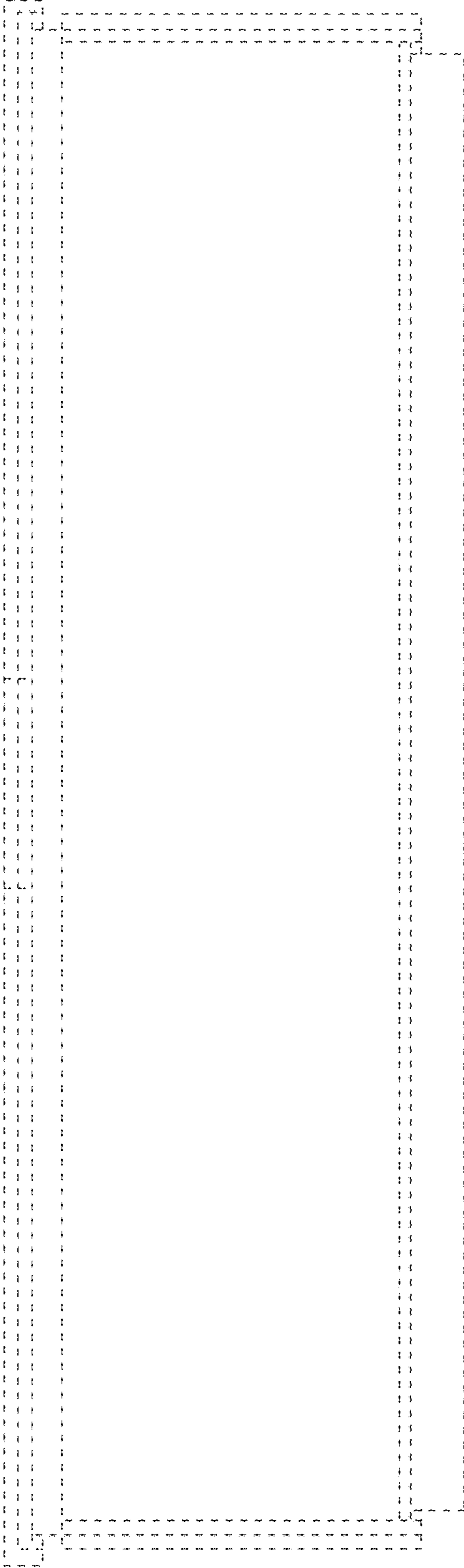


FIG. 3

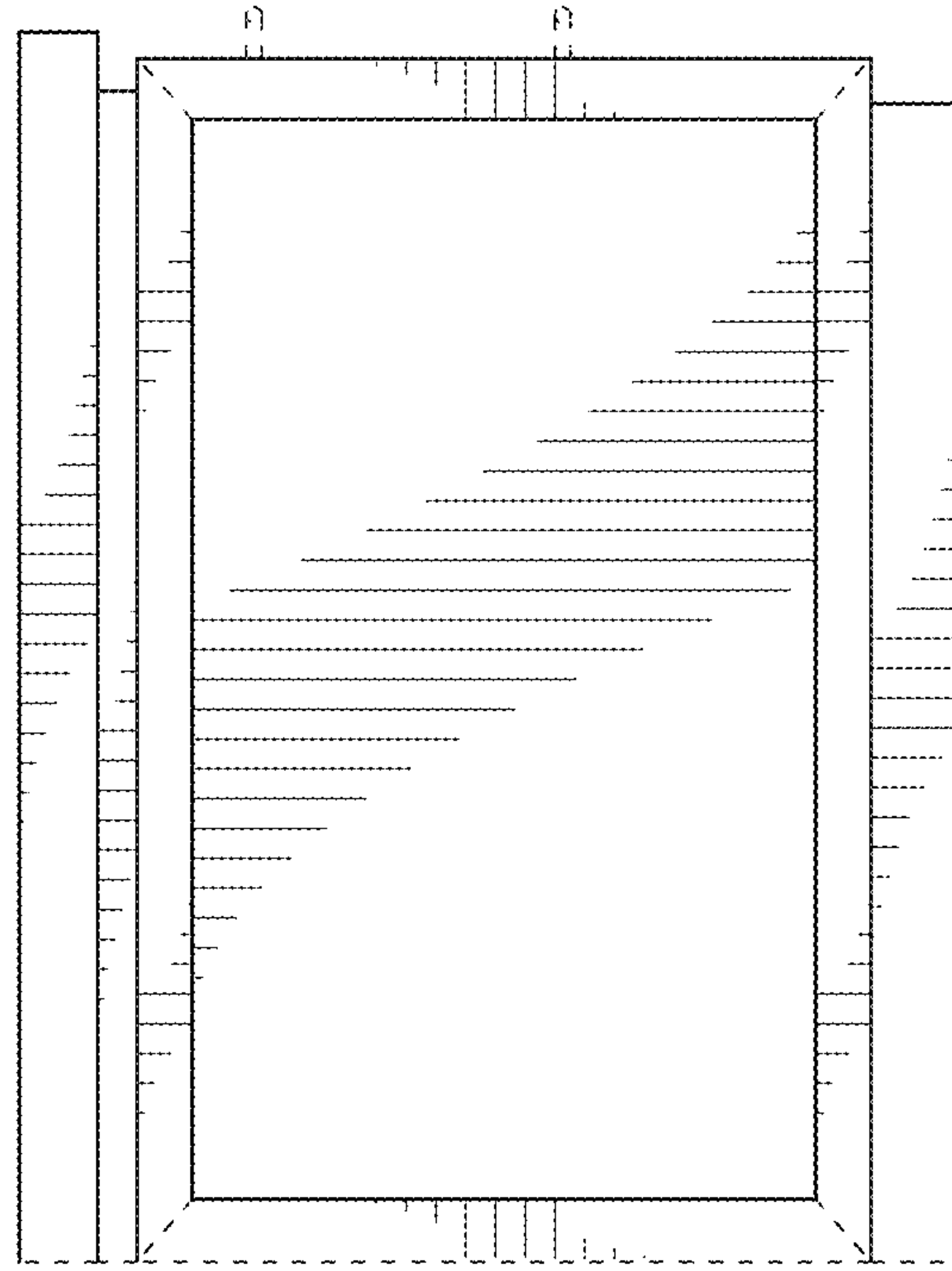


FIG. 5




FIG. 4

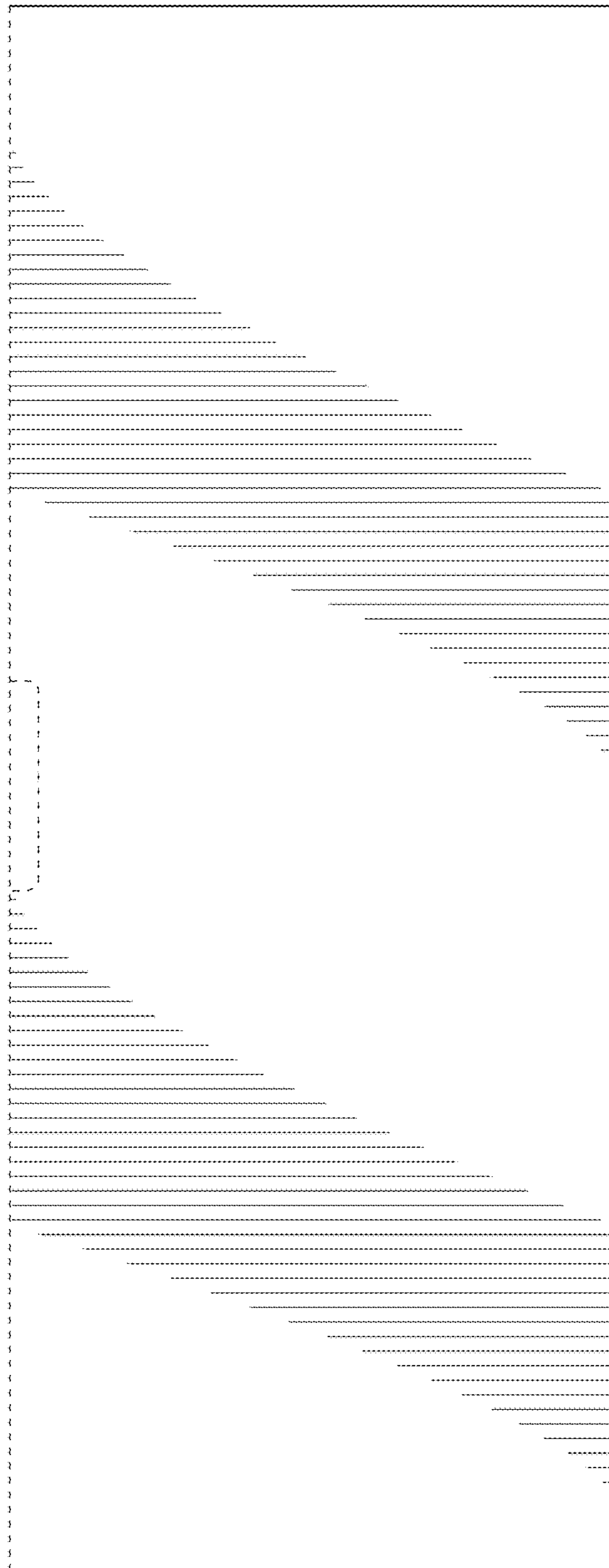


FIG. 6




FIG. 7

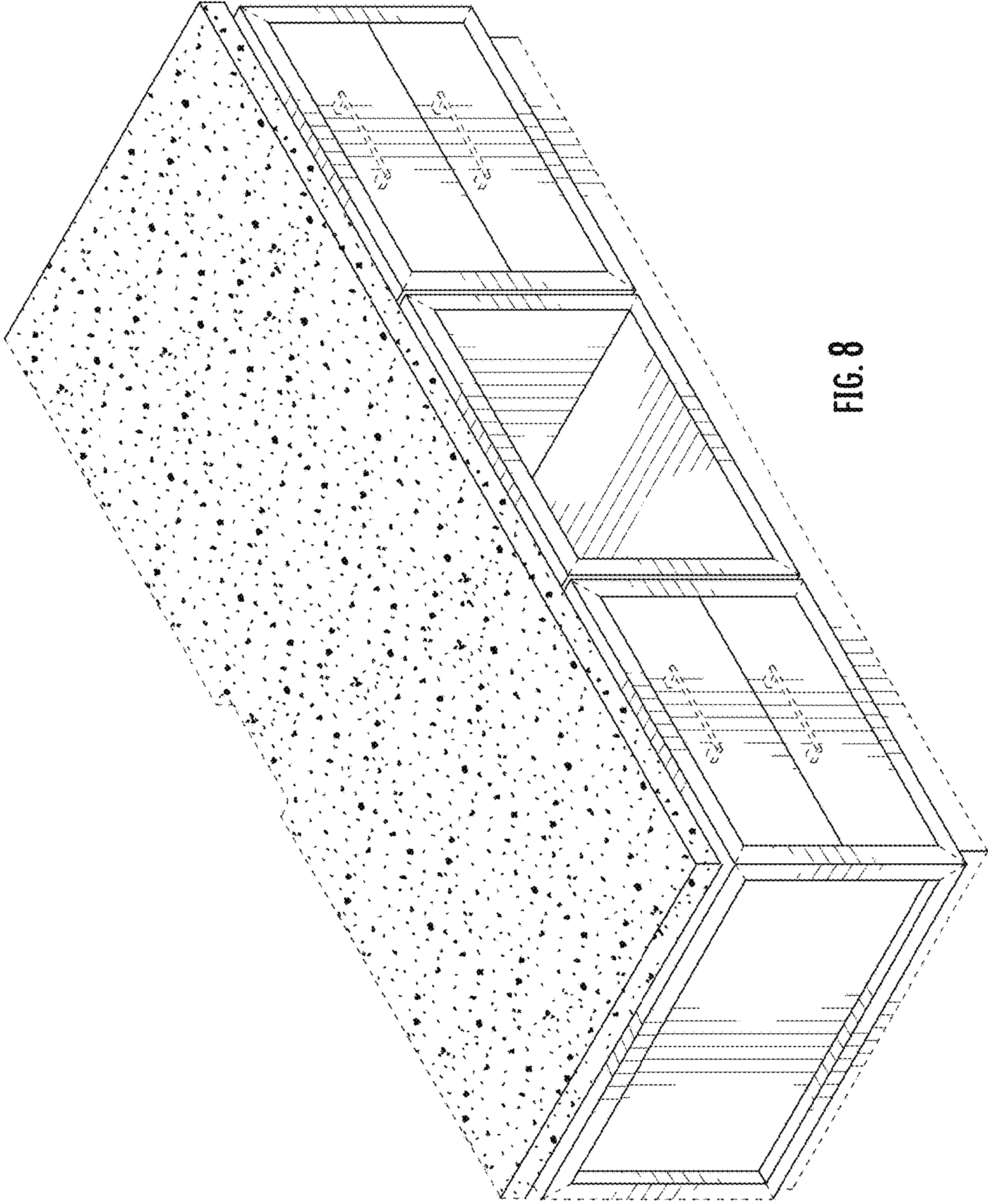


FIG. 8




FIG. 9

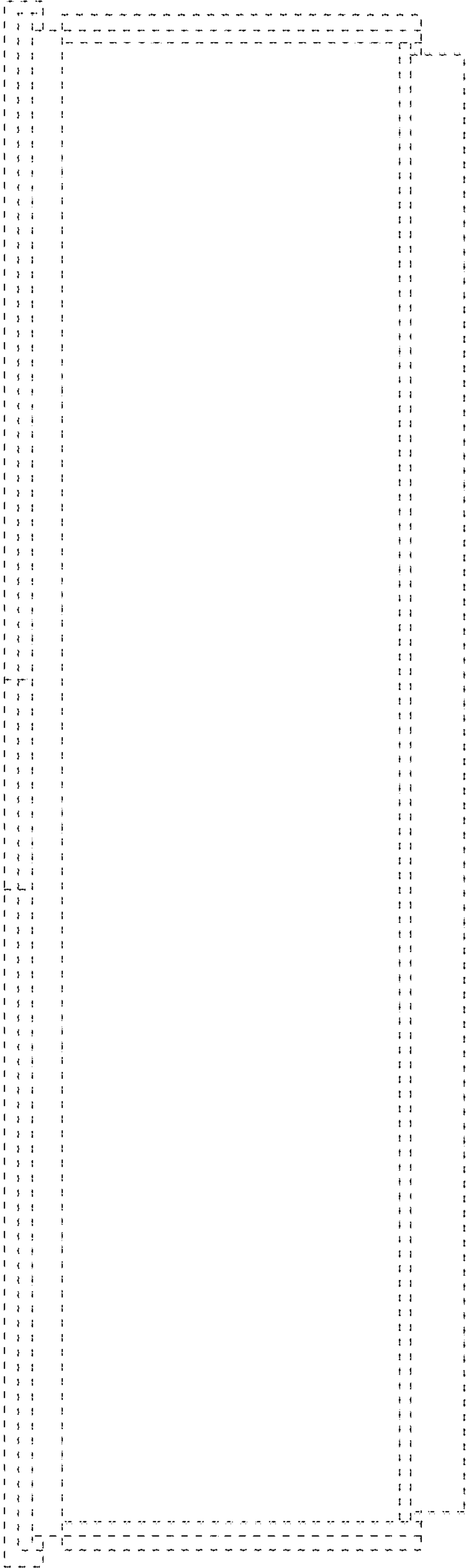


FIG. 10

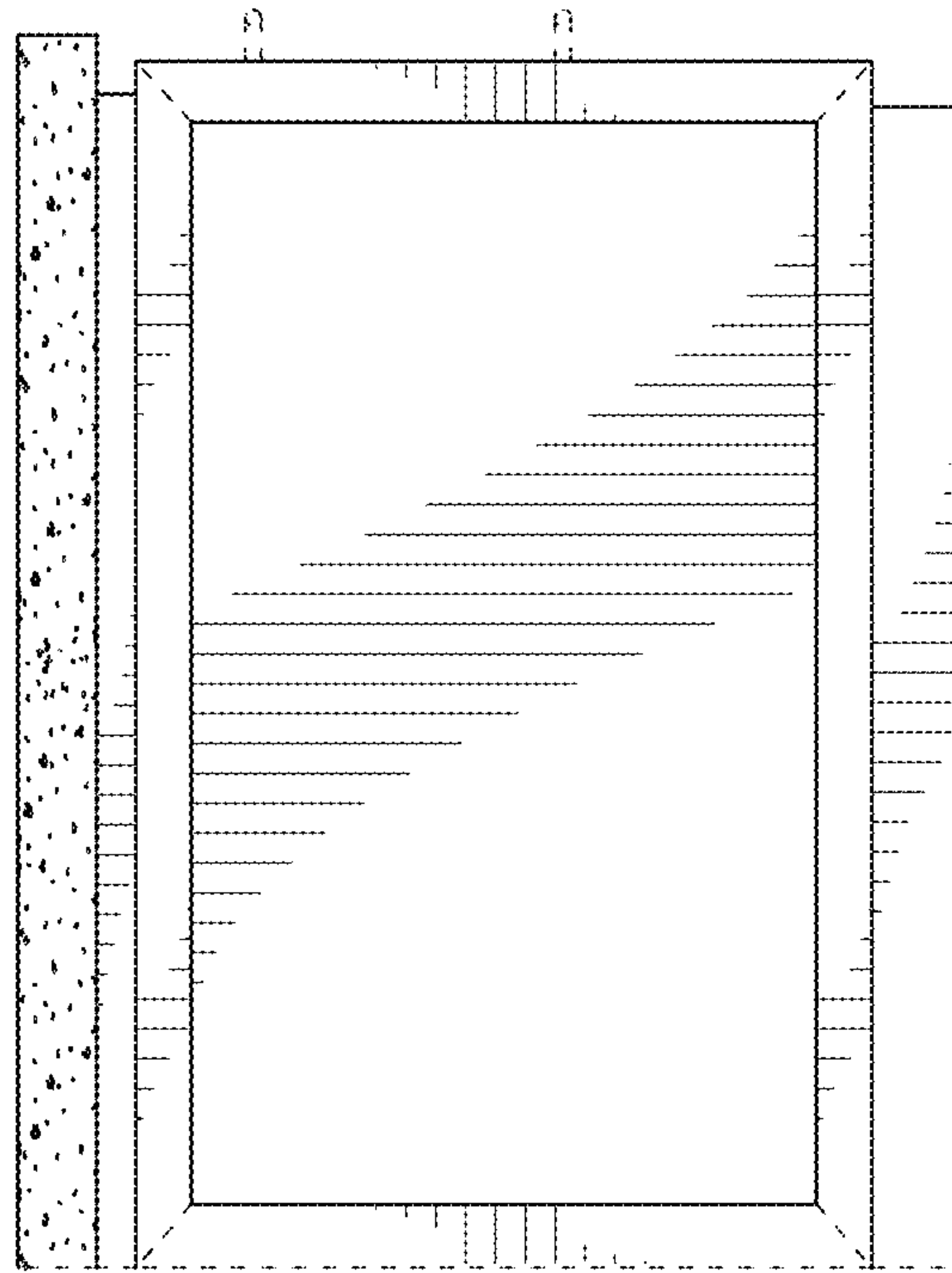


FIG. 12




FIG. 11




FIG. 13




FIG. 14

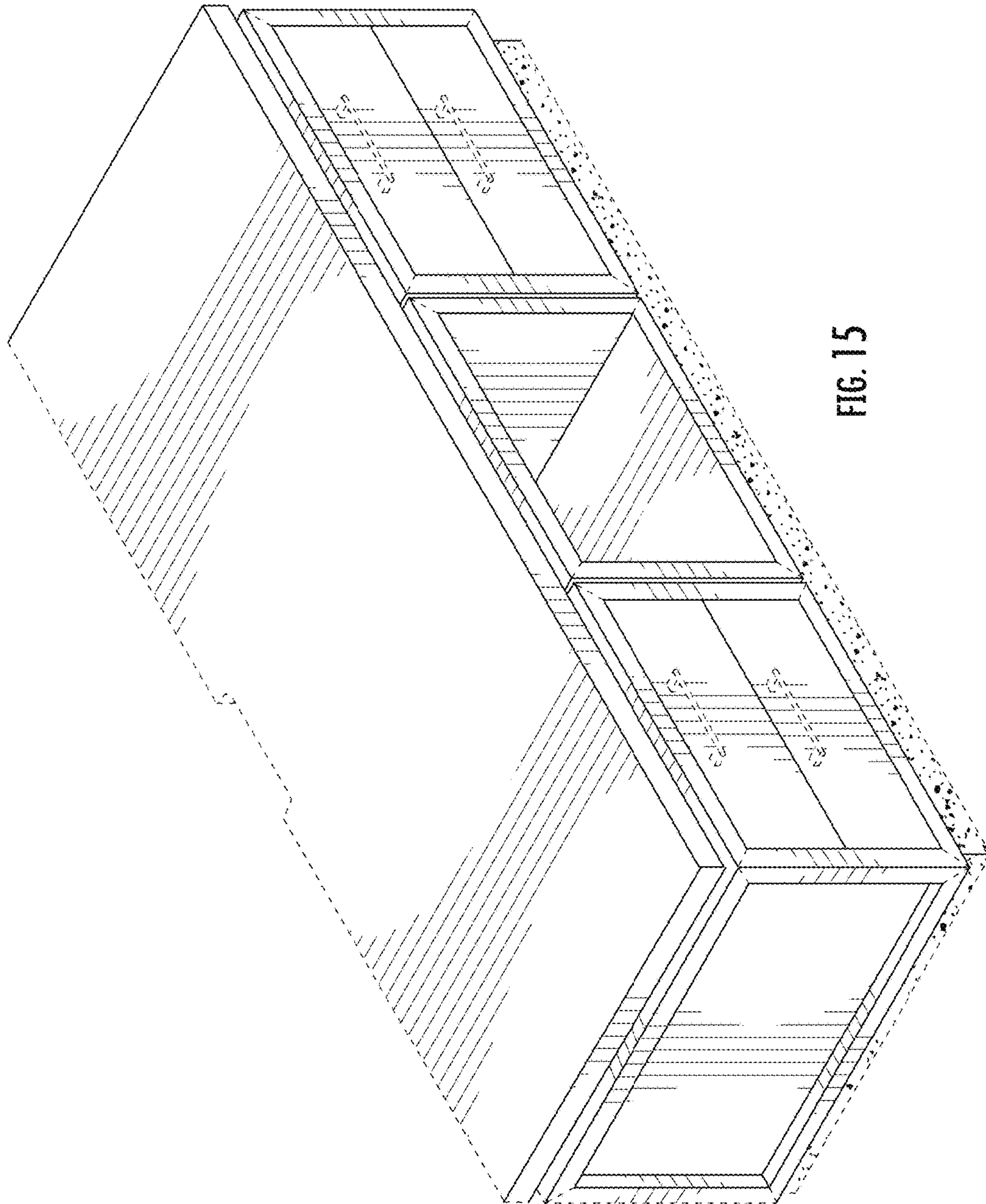


FIG. 15




FIG. 16



FIG. 17




FIG. 18




FIG. 19

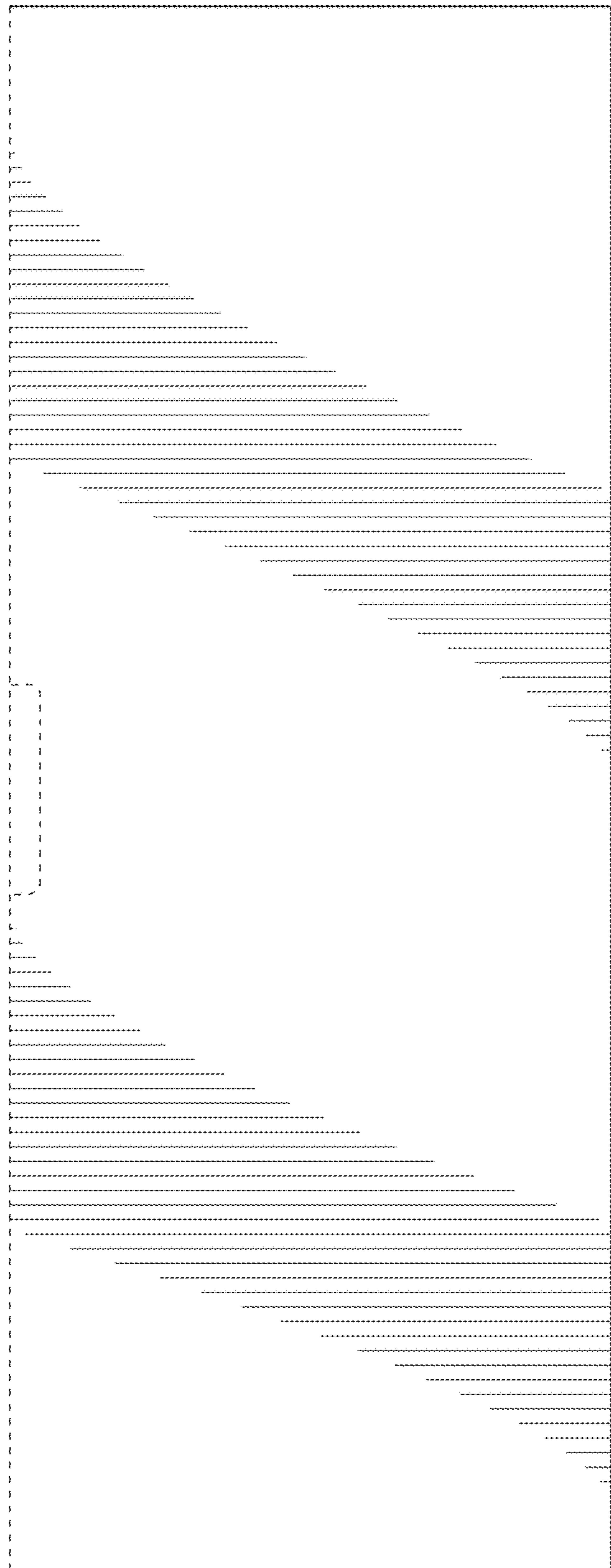


FIG. 20




FIG. 21