



US00D862121S

(12) **United States Design Patent** (10) **Patent No.:** **US D862,121 S**
Ross (45) **Date of Patent:** **** Oct. 8, 2019**

(54) **MATTRESS**
(71) Applicant: **SERTA, INC.**, Hoffman Estates, IL
(US)
(72) Inventor: **James P. Ross**, Atlanta, GA (US)
(73) Assignee: **SERTA, INC.**, Hoffman Estates, IL
(US)
(**) Term: **15 Years**

D622,088 S * 8/2010 Morrison D6/596
D622,531 S * 8/2010 Morrison D6/596
D622,996 S * 9/2010 Morrison D6/596
D624,774 S * 10/2010 Bizzell D6/596
D692,688 S * 11/2013 Curtis D6/602
8,590,075 B1 * 11/2013 Amjad A47C 27/001
5/603
D698,587 S * 2/2014 Caines D6/602
D740,054 S * 10/2015 Oberwelz D6/606
D741,622 S * 10/2015 Jensen D6/606
D758,763 S * 6/2016 Bradford D6/605
(Continued)

(21) Appl. No.: **29/621,580**

OTHER PUBLICATIONS

(22) Filed: **Oct. 10, 2017**

Blue Max 5000 Elite Luxury Firm, earliest review Dec. 19, 2017, [online], [site visited Jan. 30, 2018]. Available from Internet, <URL: <https://www.serta.com/mattresses/icomfort/foam/blue-max-5000-elite-luxury-firm#reviews>> (Year: 2017).*

Related U.S. Application Data

(63) Continuation of application No. 29/592,759, filed on Feb. 2, 2017.

(51) **LOC (12) Cl.** **06-09**

Primary Examiner — Michelle E. Wilson

(52) **U.S. Cl.**

Assistant Examiner — Sanjeev Paul

USPC **D6/605**

(74) *Attorney, Agent, or Firm* — Cantor Colburn LLP

(58) **Field of Classification Search**

USPC D6/333, 349, 355, 375, 388, 512, 563, D6/564, 595, 596, 601, 604, 611, 707, D6/715, 716, 716.1; D24/183–185, 234; D21/803, 804, 805, 809; 5/401, 420, 5/600, 630, 631, 632, 633, 635, 636, 638, 5/639, 646, 652, 652.1, 655, 703, 730; 297/401, 420, 600, 630, 631, 632, 633, 297/635, 636, 638, 639, 646, 652, 652.1, 297/655, 703, 730

CPC .. A47G 9/1018; A47G 9/1009; A47G 9/1027; A47G 9/1045; A47G 9/1063; A47G 9/1072; A47G 9/1081

See application file for complete search history.

(57) **CLAIM**

I claim the ornamental design for a mattress, as shown and described.

DESCRIPTION

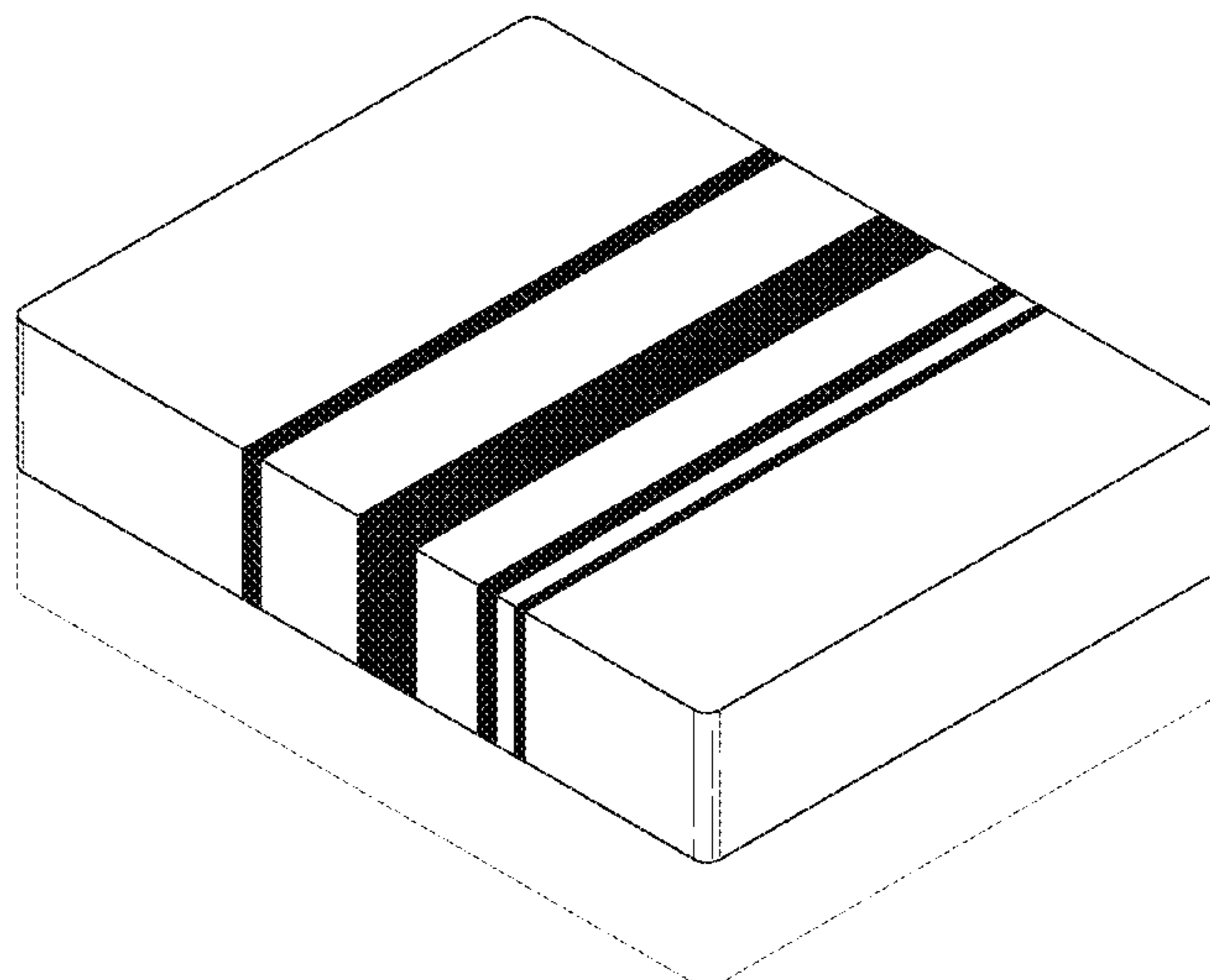
FIG. 1 is a left side, top perspective view of a mattress showing my design in its intended environment; FIG. 2 is a top plan view thereof; FIG. 3 is a left side view thereof, the right side being a mirror image thereof; FIG. 4 is a foot end view thereof, the head end being a mirror image thereof; and, FIG. 5 is a bottom plan view thereof. The broken lines shown in the drawings are included for the purpose of illustrating environmental structure and form no part of the claimed design.

(56) **References Cited**

U.S. PATENT DOCUMENTS

D97,439 S * 11/1935 Milliken D6/601
D606,353 S * 12/2009 Tucker D6/596

1 Claim, 4 Drawing Sheets



(56)

References Cited

U.S. PATENT DOCUMENTS

D794,981 S *	8/2017	Roma	D6/596
D804,853 S *	12/2017	Wightman	D6/605
D804,855 S *	12/2017	Ross	D6/606
D806,430 S *	1/2018	Wightman	D6/605
D806,442 S *	1/2018	Alletto, Jr.	D6/602
D806,443 S *	1/2018	Wightman	D6/605

* cited by examiner




Fig. 1




Fig. 2




Fig. 3




Fig. 4



Fig. 5