



US00D862115S

(12) **United States Design Patent** (10) **Patent No.:** **US D862,115 S**
Kelber (45) **Date of Patent:** **** Oct. 8, 2019**

(54) **CONTOURED INFANT PILLOW**
(71) Applicant: **Michael Kelber**, Valencia, CA (US)
(72) Inventor: **Michael Kelber**, Valencia, CA (US)
(**) Term: **15 Years**
(21) Appl. No.: **29/604,073**
(22) Filed: **May 15, 2017**
(51) **LOC (12) Cl.** **06-09**
(52) **U.S. Cl.**
USPC **D6/601**
(58) **Field of Classification Search**
USPC D6/333, 349, 355, 375, 388, 512, 563,
D6/564, 595, 596, 601, 604, 611, 707,
D6/715, 716, 716.1; D24/183-185, 234;
D21/803, 804, 805, 809; 5/401, 420,
5/600, 630, 631, 632, 633, 635, 636, 638,
5/639, 646, 652, 652.1, 655, 703, 730;
297/1, 2, 4, 93, 180.11, 195.1, 195.11,
297/195.13, 393, 397, 452.12, 452.14,
297/452.15, 452.21, 452.24, 452.26,
297/452.48, 452.62, 482
CPC A47G 9/10; A47G 9/1009; A47G 9/1027;
A47G 9/1045; A47G 9/1063; A47G
9/1072; A47G 9/1081
See application file for complete search history.

4,951,334 A * 8/1990 Maier A61G 5/1043
297/452.21
D316,354 S * 4/1991 Bool D6/601
D318,203 S * 7/1991 Zaghini 5/636
D334,159 S * 3/1993 Mulligan 5/653
D335,417 S * 5/1993 Jonasson D6/601
5,339,472 A * 8/1994 Yin A47C 7/383
5/636
5,970,546 A * 10/1999 Danis A47C 20/026
5/636
D416,745 S * 11/1999 Noyes D6/601
D431,943 S * 10/2000 Lee D6/716.1
D441,587 S * 5/2001 Cameron D6/601
6,230,348 B1 * 5/2001 Patrikakis A47C 7/383
5/636
D443,461 S * 6/2001 Hall D6/333
D466,750 S * 12/2002 Landvik D6/601
6,499,165 B1 * 12/2002 Morgillo A47D 13/08
5/490
D481,247 S * 10/2003 Roberts A47C 7/383
D6/601
D497,073 S * 10/2004 Speare D6/601

(Continued)

Primary Examiner — Michelle E. Wilson
Assistant Examiner — Sanjeev Paul
(74) *Attorney, Agent, or Firm* — Robert J. Lauson;
Lauson & Associates

(57) **CLAIM**


The ornamental design for the contoured infant pillow, as shown and described.

DESCRIPTION

FIG. 1 is perspective view of the contoured infant pillow of my design.
FIG. 2 is a top view thereof.
FIG. 3 is a bottom view thereof.
FIG. 4 is a right view thereof.
FIG. 5 is a left side view thereof.
FIG. 6 is a front side view thereof; and,
FIG. 7 is a rear side view thereof.

1 Claim, 5 Drawing Sheets

(56) **References Cited**
U.S. PATENT DOCUMENTS
1,580,210 A * 4/1926 McCulloch A47G 9/10
5/636
3,312,987 A * 4/1967 Emery A47G 9/10
5/636
D256,728 S * 9/1980 Allen 5/636
4,617,691 A * 10/1986 Monti A47C 7/383
128/DIG. 23
D298,456 S * 11/1988 Leonard 5/602



(56)

References Cited

U.S. PATENT DOCUMENTS

D546,107 S *	7/2007	Babcock	D6/601	2006/0031992 A1 *	2/2006	Moore	A47C 20/021
D553,412 S *	10/2007	Cupo	D6/601					5/630
D582,713 S *	12/2008	Baldwin	D6/601	2012/0131747 A1 *	5/2012	Sclare	A47D 13/083
D677,507 S *	3/2013	Rocha	D6/601					5/421
8,590,078 B1 *	11/2013	Zenoff	A47D 13/086	2013/0113262 A1 *	5/2013	Nam	A47C 7/38
				5/652					297/397
D705,431 S *	5/2014	Abramson	D24/184	2013/0232693 A1 *	9/2013	Myers	A47G 9/10
8,898,840 B1 *	12/2014	Majette	A47C 7/383					5/636
				297/393	2014/0304920 A1 *	10/2014	Edwards	A47C 7/383
D732,313 S *	6/2015	Fux	D6/601					5/644
D754,354 S *	4/2016	Revere	D24/183	2015/0314715 A1 *	11/2015	Kilgore	A47C 7/383
D764,189 S *	8/2016	Edwards	D6/349					5/636
D769,649 S *	10/2016	Vargas	D6/601	2015/0351564 A1 *	12/2015	Vogel	A47G 9/1081
9,867,486 B2 *	1/2018	Scrimshaw	A47G 9/1081					5/640
2004/0068799 A1 *	4/2004	Wilson	A47G 9/10	2016/0106238 A1 *	4/2016	Vargas	A47C 20/023
				5/632					5/636
					2017/0188710 A1 *	7/2017	Sternlight	A47C 7/383
					2017/0202378 A1 *	7/2017	Scrimshaw	A47G 9/1081
					2018/0049550 A1 *	2/2018	Levy	A47C 7/383

* cited by examiner




FIG. 1

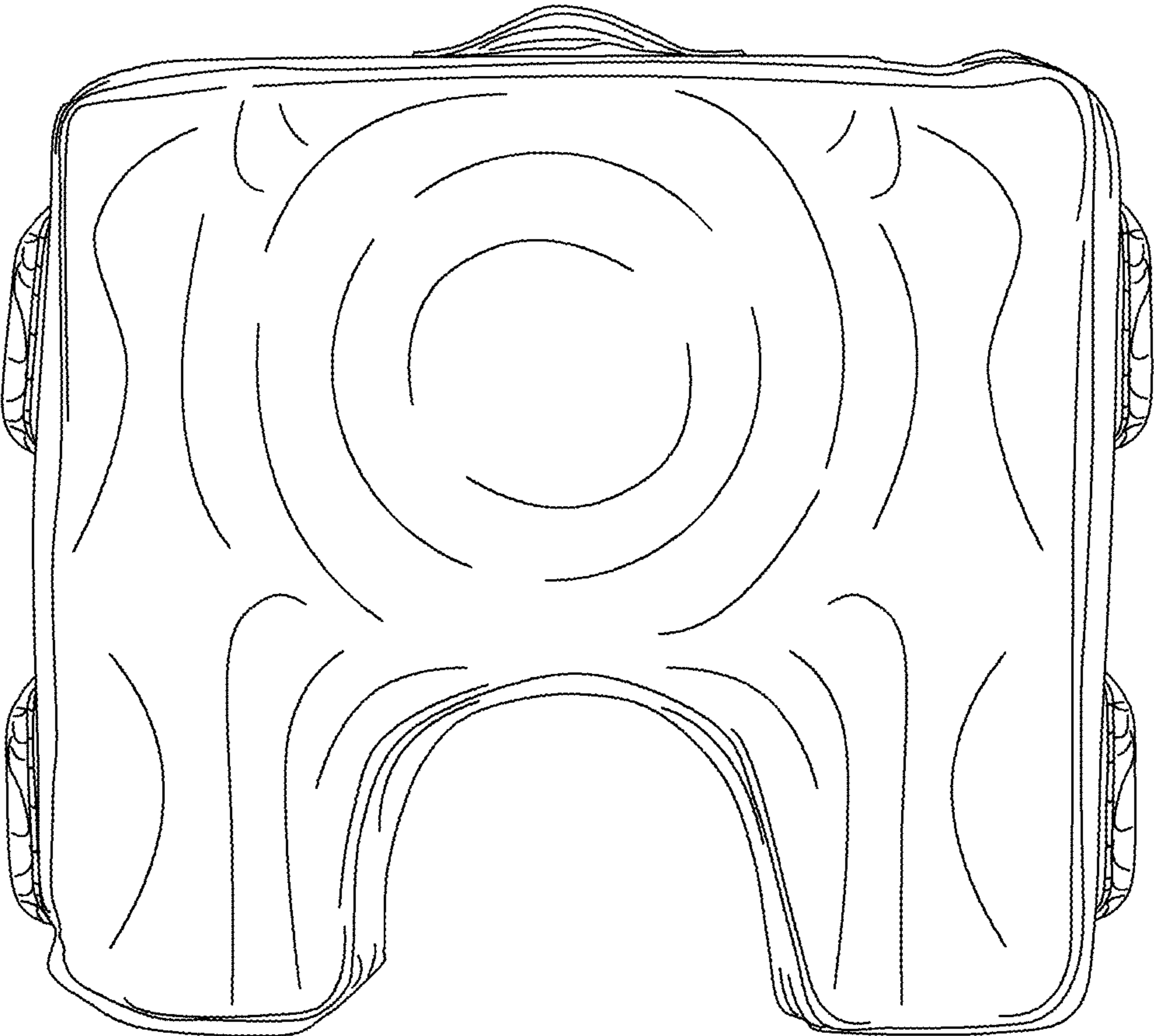


FIG. 2

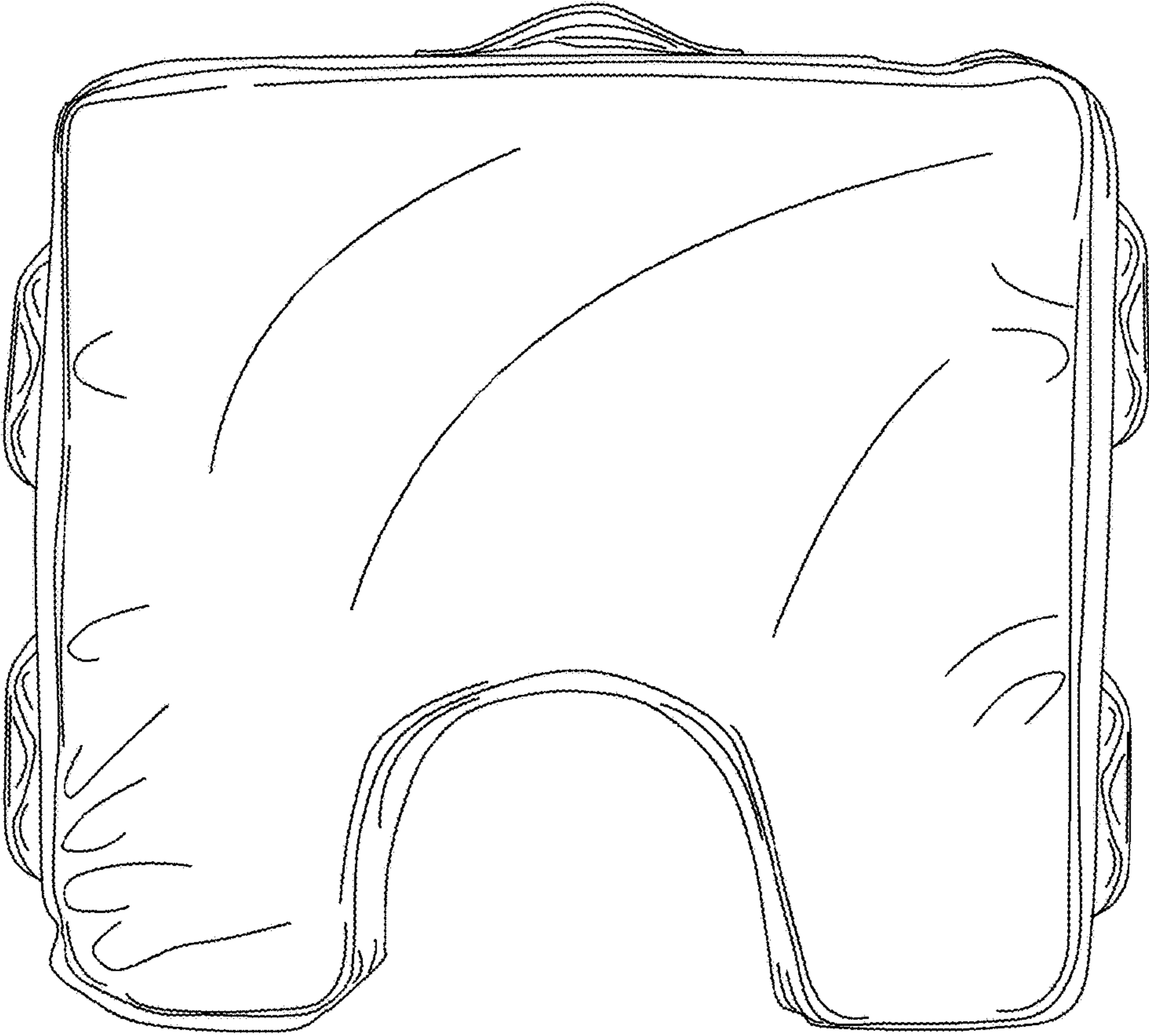


FIG. 3

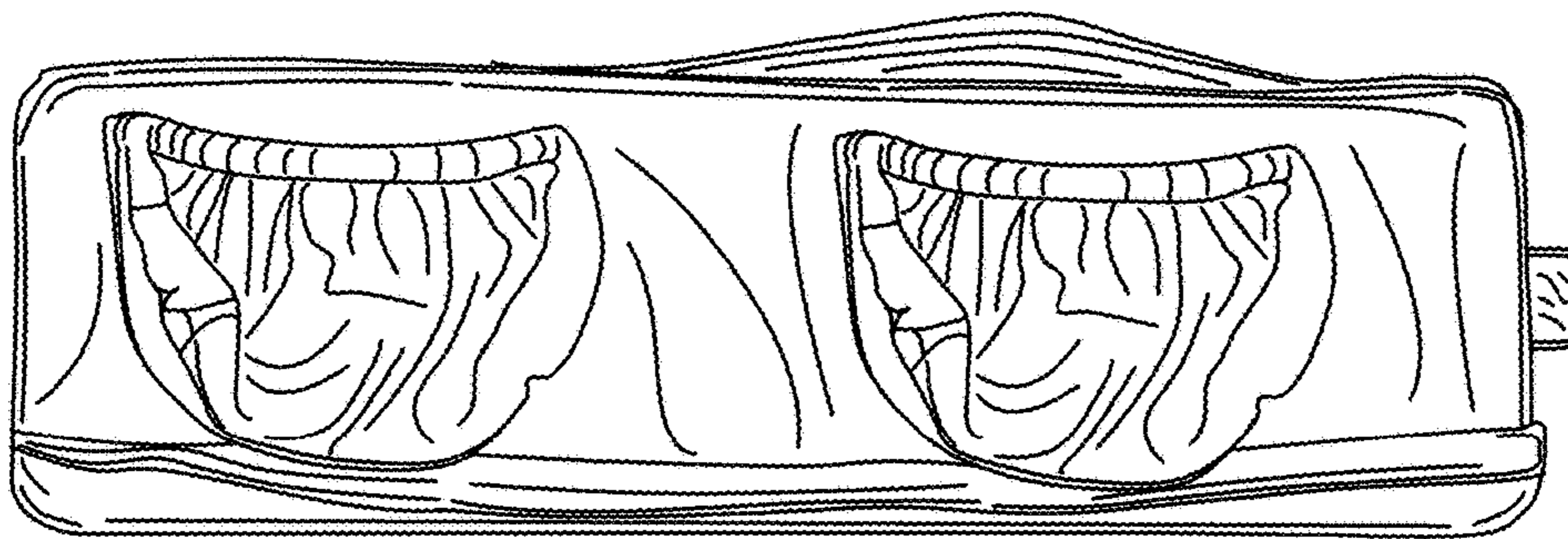


FIG. 4

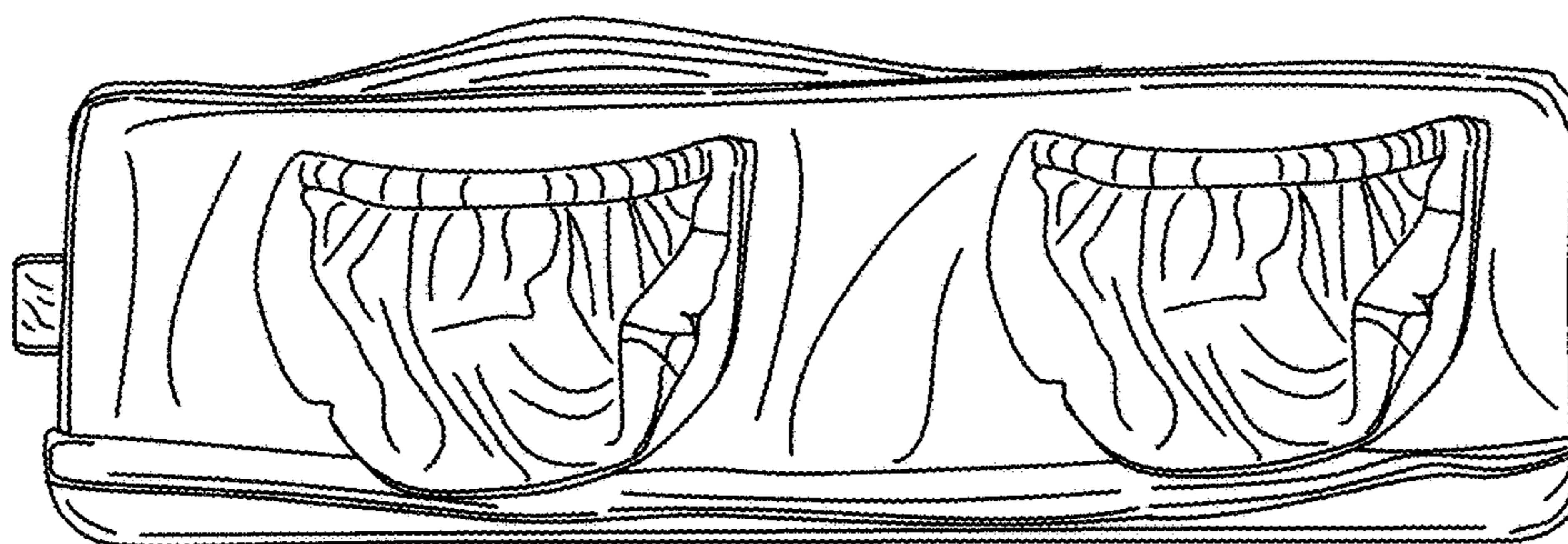


FIG. 5

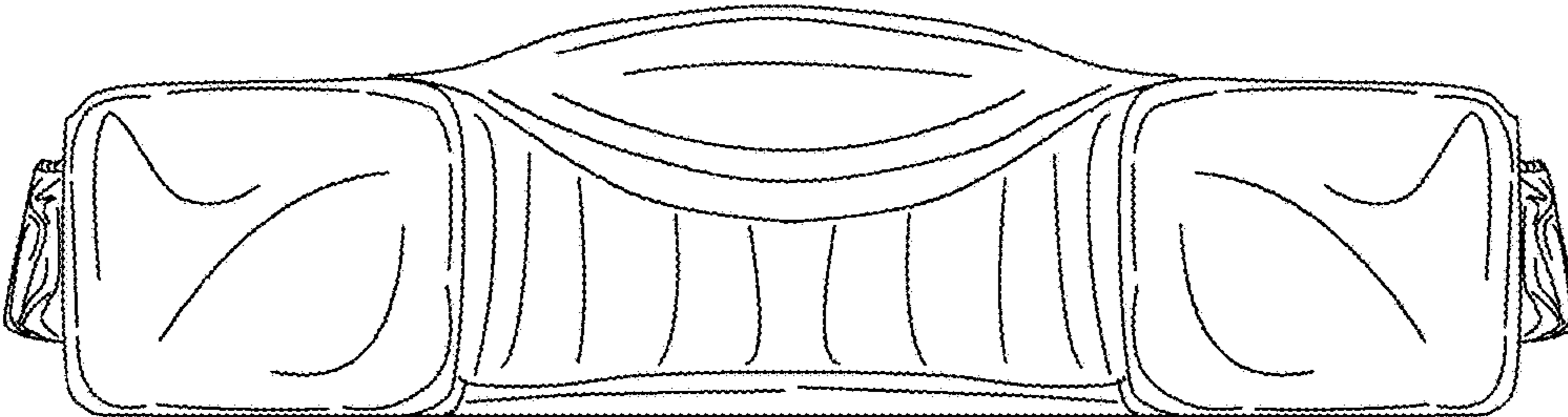


FIG. 6

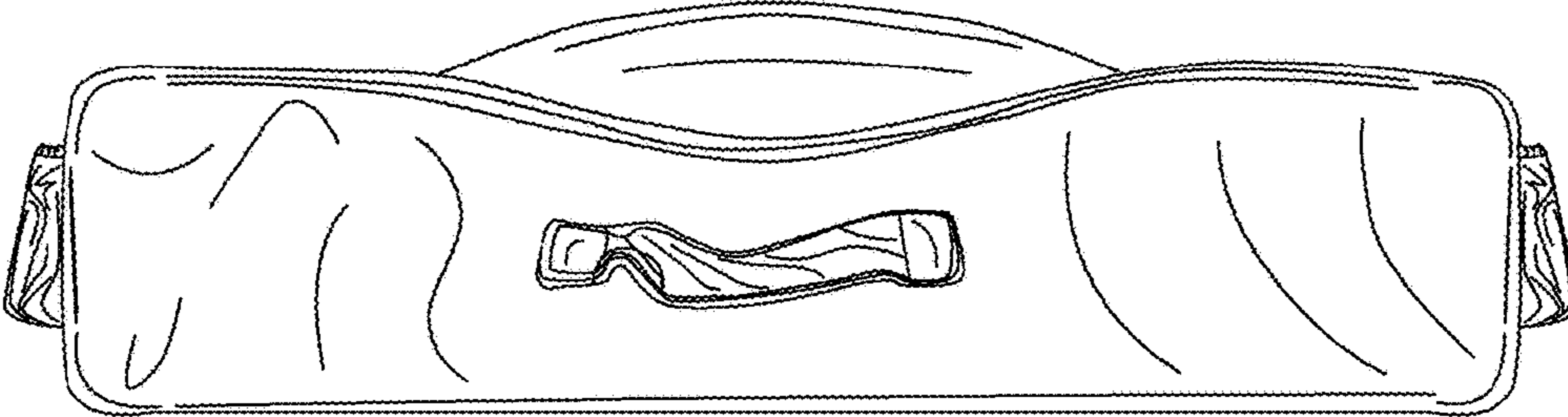


FIG. 7