

US00D862106S

(12) **United States Design Patent**
Ciobotaru

(10) **Patent No.:** **US D862,106 S**

(45) **Date of Patent:** **** Oct. 8, 2019**

(54) **SOCK RETAINING DEVICE**

(71) Applicant: **A.I.M.S. International Corp.**, Dover,
DE (US)

(72) Inventor: **Florin Ciobotaru**, Dover, DE (US)

(**) Term: **15 Years**

(21) Appl. No.: **29/599,156**

(22) Filed: **Mar. 31, 2017**

(51) **LOC (12) Cl.** **06-08**

(52) **U.S. Cl.**
USPC **D6/512**

(58) **Field of Classification Search**
USPC D32/58, 60, 61; D2/999; D8/395;
D6/512, 513
CPC A47G 25/28
See application file for complete search history.

(56) **References Cited**

U.S. PATENT DOCUMENTS

- D153,644 S * 5/1949 Stanley 24/570
- 3,170,213 A * 2/1965 Thomas, Jr. A41F 1/00
24/30.5 S
- D231,310 S * 4/1974 Burgher D23/269
- D273,088 S * 3/1984 Anderson D8/395
- D319,903 S * 9/1991 Barner D32/61

- D371,455 S * 7/1996 Ronson D3/201
- 5,926,925 A * 7/1999 Hicks A41B 11/002
24/303
- D445,980 S * 7/2001 Tjugum D32/61
- D787,145 S * 5/2017 Yacov D32/61
- 2017/0356123 A1* 12/2017 Sopoliga A47G 25/28

* cited by examiner

Primary Examiner — R. Johnson

(74) *Attorney, Agent, or Firm* — Clark & Elbing LLP

(57) **CLAIM**

The ornamental design for a sock retaining device, as shown and described.

DESCRIPTION

FIG. 1 is a top perspective view of a sock retaining device showing the claimed design.

FIG. 2 is a top view of the sock retaining device of FIG. 1. The bottom view is a mirror image of FIG. 2 and is, therefore, not shown.

FIG. 3 is a side view of the sock retaining device of FIG. 1; and,

FIG. 4 is a top perspective view of the sock retaining device of FIG. 1.

The broken lines in FIG. 4 illustrating the socks are provided for the purpose of illustrating the environment in which the sock retaining device is used and to designate unclaimed subject matter that forms no part of the claimed design.

1 Claim, 4 Drawing Sheets


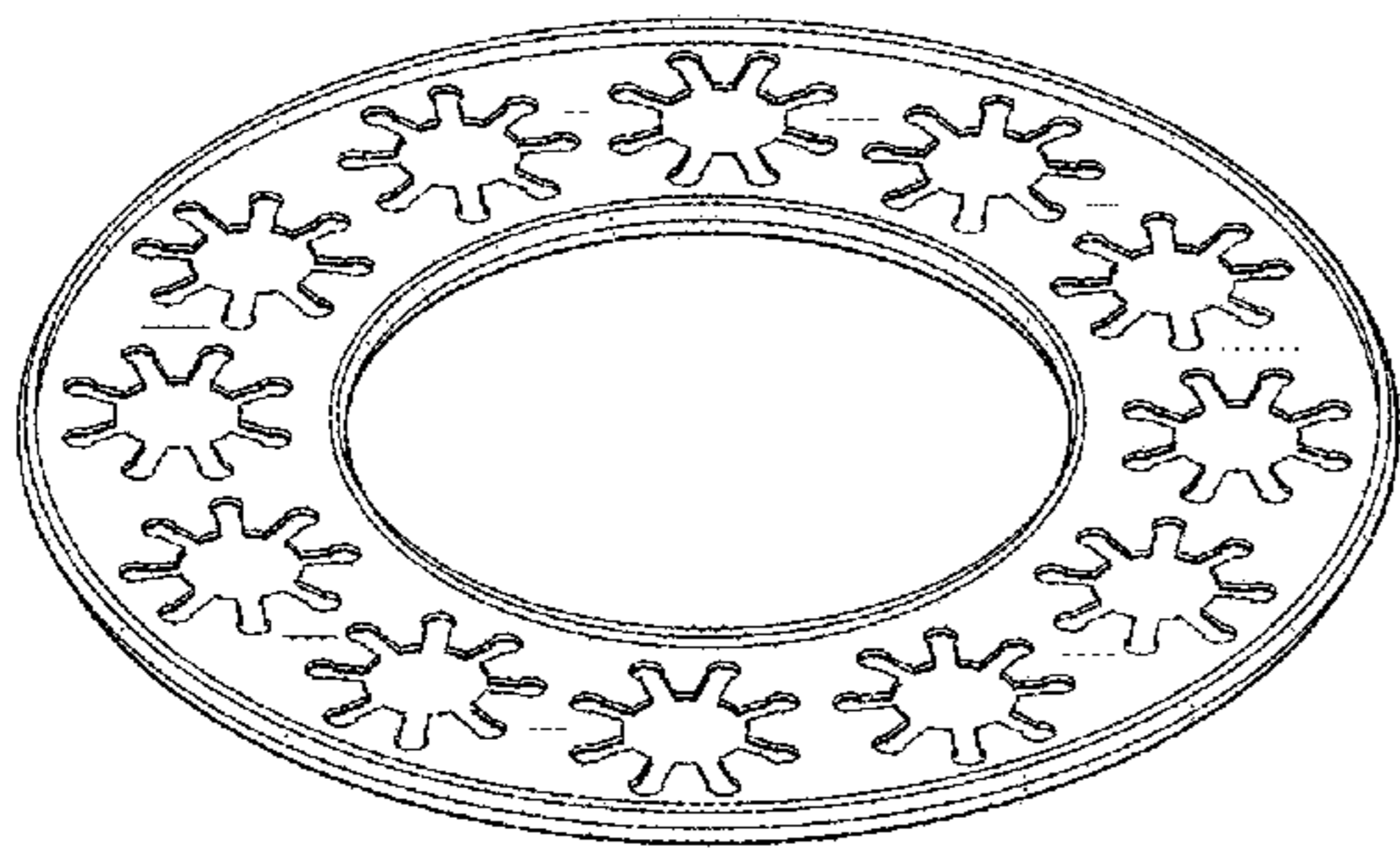


FIG. 1

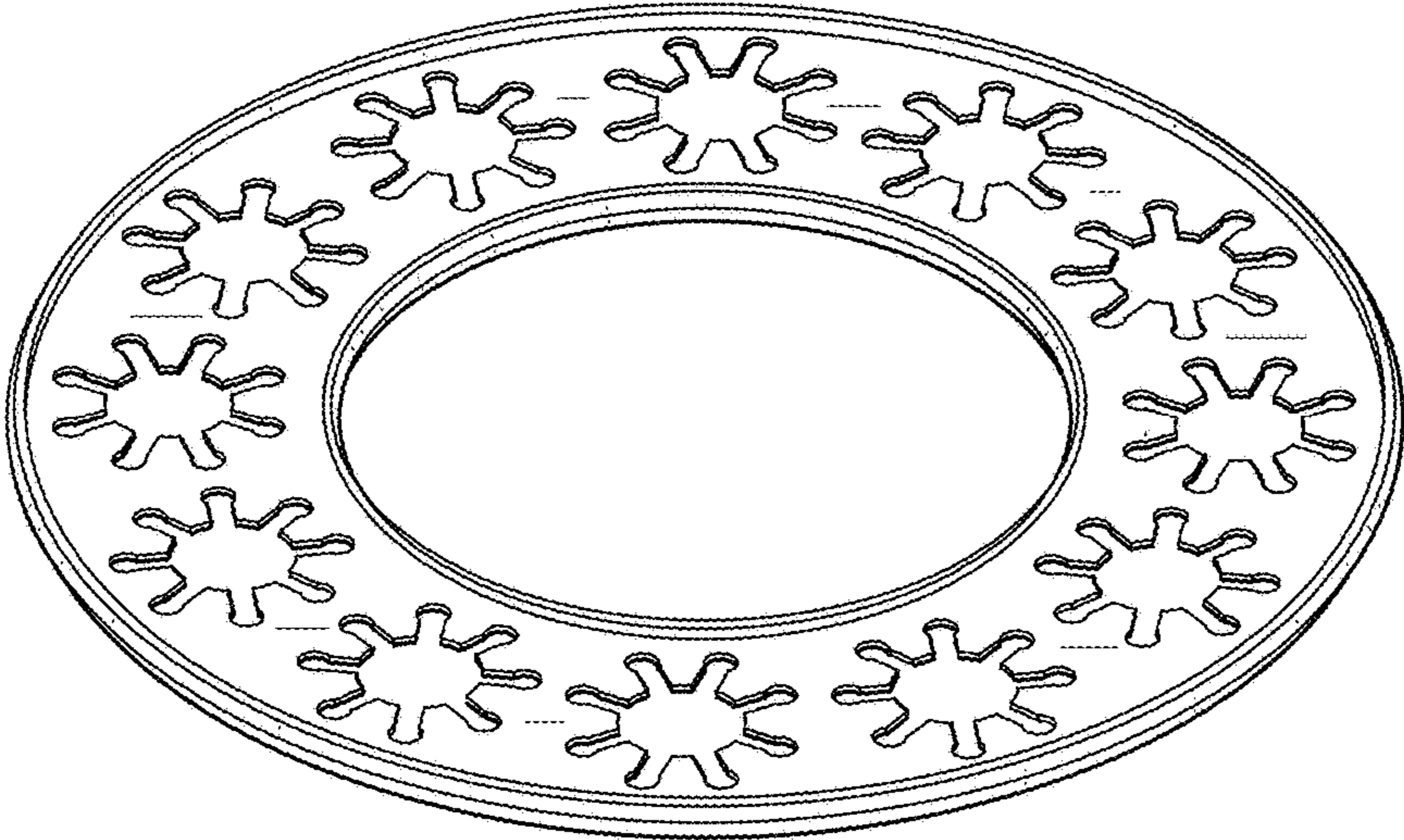


FIG. 2




FIG. 3



FIG. 4

