

US00D862090S

(12) **United States Design Patent** (10) **Patent No.:** **US D862,090 S**
Ebrahimi Afrouzi (45) **Date of Patent:** **** Oct. 8, 2019**

(54) **SIDE BRUSH**
(71) Applicant: **Ali Ebrahimi Afrouzi**, San Jose, CA (US)
(72) Inventor: **Ali Ebrahimi Afrouzi**, San Jose, CA (US)
(73) Assignee: **AI Incorporated**, Toronto (CA)
(**) Term: **15 Years**
(21) Appl. No.: **29/656,329**
(22) Filed: **Jul. 11, 2018**
(51) **LOC (12) Cl.** **04-01**
(52) **U.S. Cl.**
USPC **D4/120; D4/102**
(58) **Field of Classification Search**
USPC D4/100, 102, 109, 110, 118, 119, 120, D4/132, 135, 137, 138; D23/377; D32/25, 26, 31, 32; D21/304, 385, 386
CPC A46B 5/00; A46B 13/02; A46B 13/028; A46B 13/001; A46B 13/003; A46B 13/008; A46B 2200/30; A46B 2200/3026; A46B 2200/3066; A46B 2200/405; A46B 9/00; A46B 9/12; A46B 9/028; A46B 7/08; A46B 7/10; A47L 11/00; A47L 11/02; A47L 11/04; A47L 11/32; A47L 2210/00

See application file for complete search history.

(56) **References Cited**
U.S. PATENT DOCUMENTS
5,045,091 A * 9/1991 Abrahamson A46B 7/04 15/183
5,842,250 A * 12/1998 Zhadanov A46B 7/08 15/230.14
5,951,113 A * 9/1999 Lewis, Jr. A46D 3/045 15/159.1

6,001,448 A * 12/1999 Zigerlig A46B 13/001 428/67
9,770,150 B2 * 9/2017 Penner A47L 9/04
D832,585 S * 11/2018 Ebrahimi Afrouzi D4/102
D836,915 S * 1/2019 Ebrahimi Afrouzi D4/102
D836,916 S * 1/2019 Ebrahimi Afrouzi D4/102
D836,917 S * 1/2019 Afrouzi D4/102
D838,109 S * 1/2019 Fathi Djalali D4/102
D838,992 S * 1/2019 Ebrahimi Afrouzi D4/102
D838,993 S * 1/2019 Fathi Djalali D4/102
10,213,888 B2 * 2/2019 Matsumoto B23Q 11/0075
2003/0028982 A1 * 2/2003 Kress A46B 9/02 15/52.1
2014/0109935 A1 * 4/2014 Jang A47L 11/4011 134/18
2014/0130290 A1 * 5/2014 Jang A47L 9/108 15/319
2014/0352103 A1 * 12/2014 Won A47L 5/30 15/347
2016/0143429 A1 * 5/2016 Penner A46B 13/02 15/159.1
2016/0206165 A1 * 7/2016 Kim A47L 9/0444
2016/0331200 A1 * 11/2016 Yang A47L 11/24
2017/0354303 A1 * 12/2017 Kastensson A46B 13/008

* cited by examiner

Primary Examiner — Wan Laymon
Assistant Examiner — Clint A Samuel

(57) **CLAIM**

The ornamental design for a side brush, as shown and described.

DESCRIPTION

FIG. 1 is a front elevation view of a side brush showing my new design;
FIG. 2 is a side view thereof;
FIG. 3 is a top view thereof;
FIG. 4 is a bottom view thereof;
FIG. 5 is an overhead perspective view thereof; and,
FIG. 6 is a bottom perspective view thereof.

1 Claim, 6 Drawing Sheets




FIG. 1

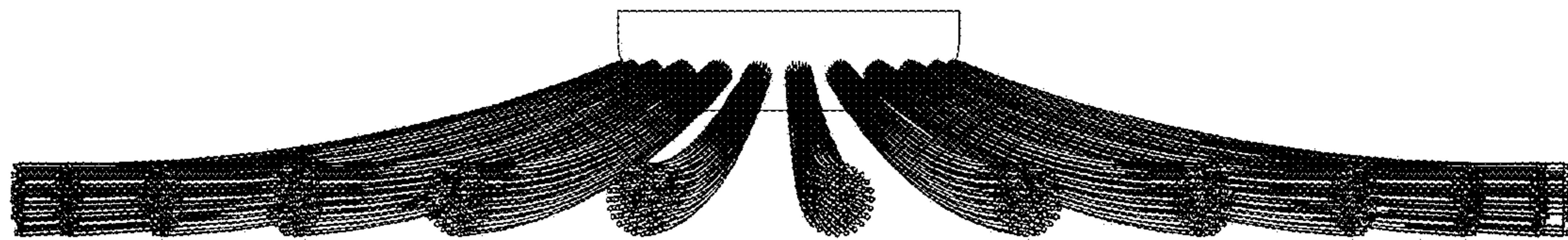


FIG. 2




FIG. 3




FIG. 4




FIG. 5




FIG. 6

