



US00D862047S

(12) **United States Design Patent**
Patillon et al.

(10) **Patent No.:** **US D862,047 S**

(45) **Date of Patent:** **** Oct. 8, 2019**

(54) **FOOTWEAR**

(71) Applicant: **LOUIS VUITTON MALLETIER**,
Paris (FR)

(72) Inventors: **Mathias Patillon**, Paris (FR);
Alexander Kelvy, Paris (FR)

(73) Assignee: **LOUIS VUITTON MALLETIER**,
Paris (FR)

(**) Term: **15 Years**

(21) Appl. No.: **29/654,467**

(22) Filed: **Jun. 25, 2018**

(51) **LOC (12) Cl.** **02-04**

(52) **U.S. Cl.**
USPC **D2/908; D2/944**

(58) **Field of Classification Search**
USPC D2/896, 902, 905, 907, 908, 943, 944,
D2/946, 947, 951, 954, 955, 956, 960,
D2/977
CPC A43B 1/00; A43B 1/10; A43B 1/14; A43B
5/00; A43B 5/001; A43B 5/002; A43B
5/003; A43B 5/007; A43B 5/008; A43B
5/02; A43B 5/025; A43B 5/06; A43B
5/08; A43B 5/10; A43B 5/12; A43B 5/14;
A43B 13/00; A43B 13/14; A43B 13/18;
A43B 13/181; A43B 13/32
See application file for complete search history.

(56) **References Cited**

U.S. PATENT DOCUMENTS

4,584,783 A * 4/1986 Dobbin A43C 1/00
36/50.1
4,670,998 A * 6/1987 Pasternak A43B 7/1495
36/114

D397,841 S * 9/1998 Munns D2/902
D418,283 S * 1/2000 Akhidime D2/902
D420,498 S * 2/2000 Wilson D2/902
D421,176 S * 2/2000 Matis D2/902
D437,991 S * 2/2001 Matis D2/902
D438,697 S * 3/2001 Matis D2/902
D444,623 S * 7/2001 Wilson D2/902
D595,937 S * 7/2009 Morris D2/907
D751,797 S * 3/2016 Slimane D2/908
D752,322 S * 3/2016 Tomat D2/908
D773,156 S * 12/2016 Slimane D2/907
10,219,580 B2 * 3/2019 Taylor A43B 3/0078
2011/0072687 A1 * 3/2011 Bobbett A43B 5/001
36/127

* cited by examiner

Primary Examiner — Elizabeth J Oswecki

(74) *Attorney, Agent, or Firm* — Fross Zelnick Lehrman
& Zissu, P.C.; Charles T. J. Weigell

(57) **CLAIM**

The ornamental design for footwear, as shown and described.

DESCRIPTION

FIG. 1 is a front perspective view of footwear showing my new design;
FIG. 2 is a front view thereof;
FIG. 3 is a back view thereof;
FIG. 4 is a right side view thereof;
FIG. 5 is a left side view thereof;
FIG. 6 is a top view thereof; and,
FIG. 7 is a bottom view thereof.

1 Claim, 7 Drawing Sheets






FIG. 1

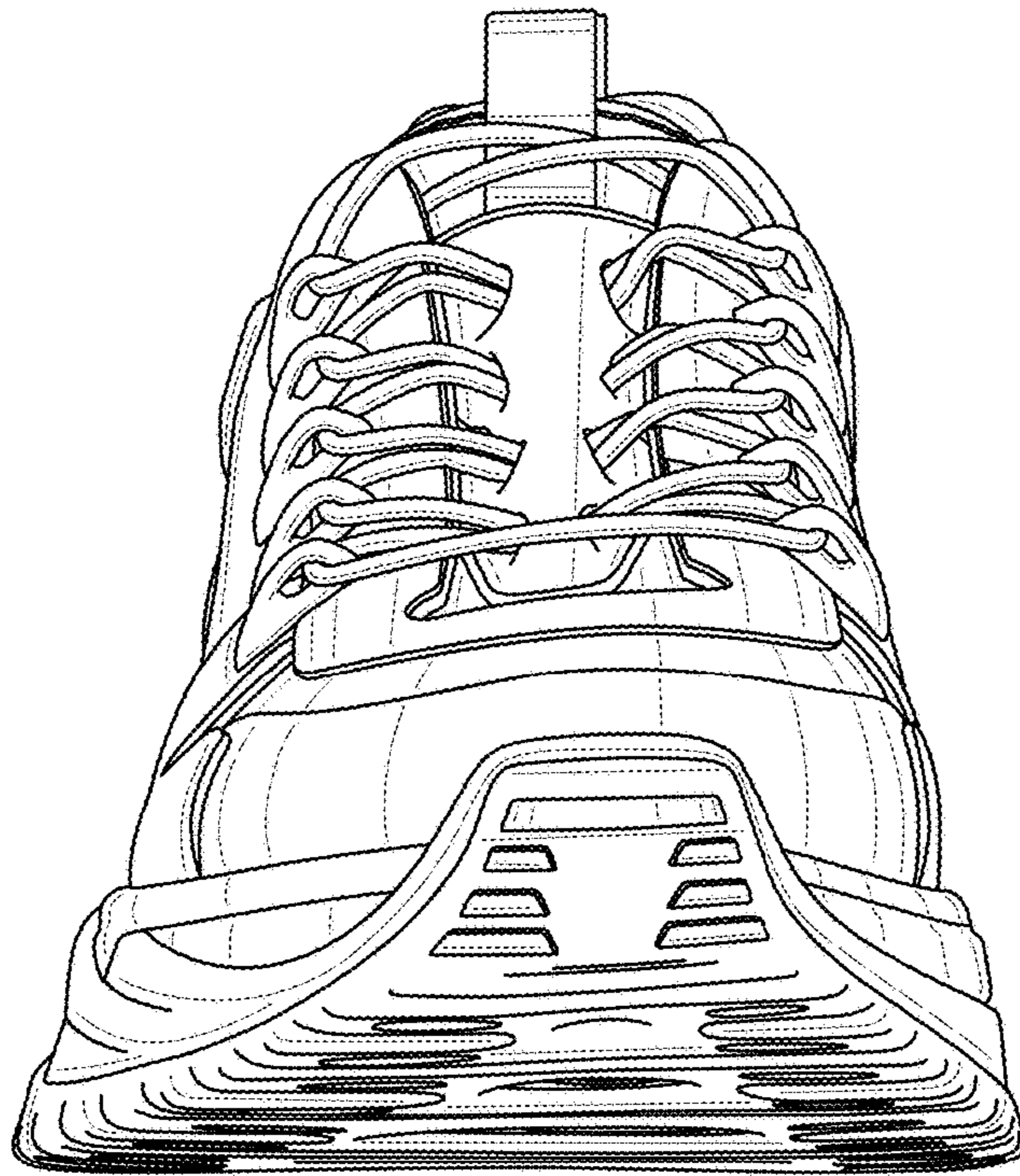


FIG. 2

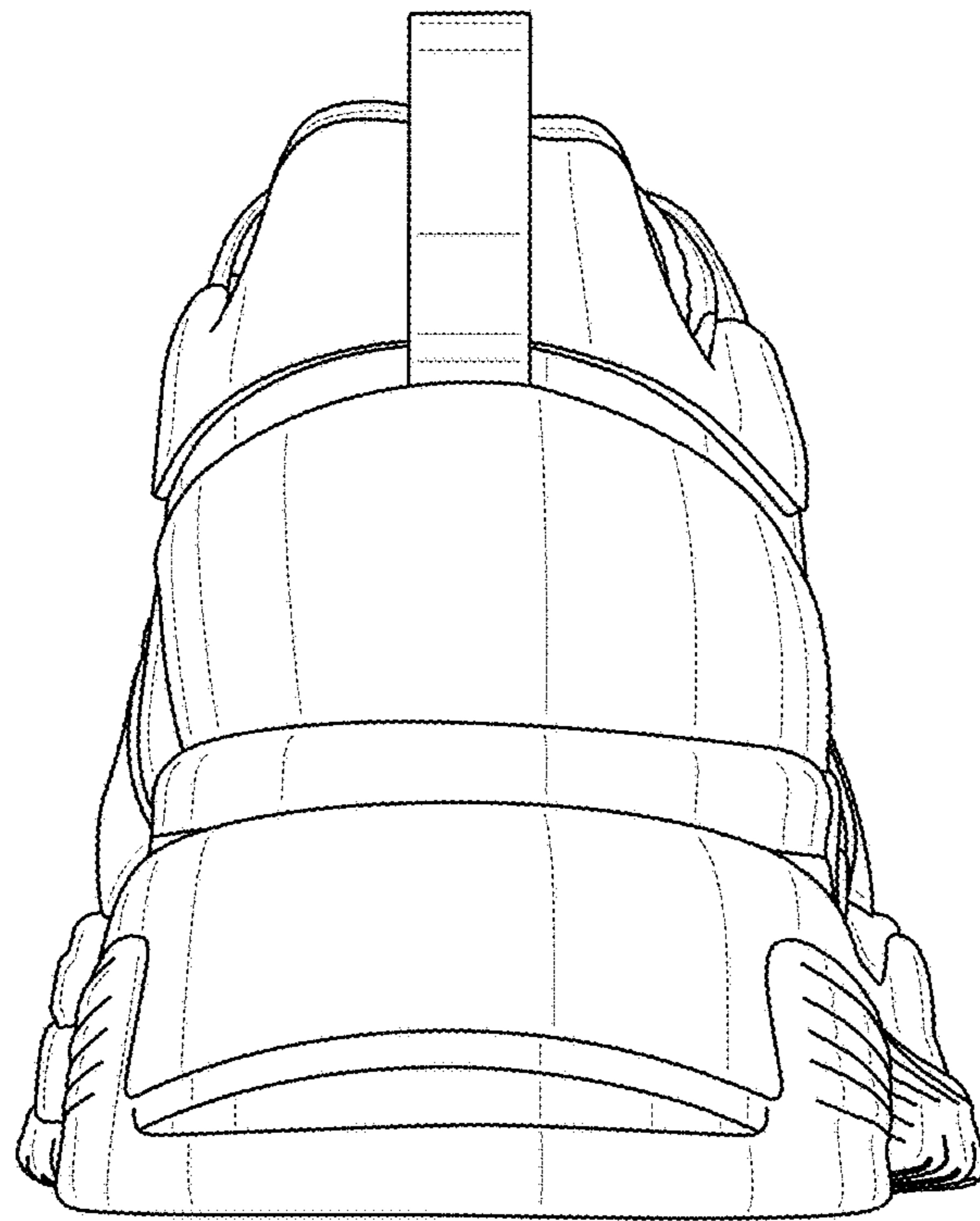


FIG. 3

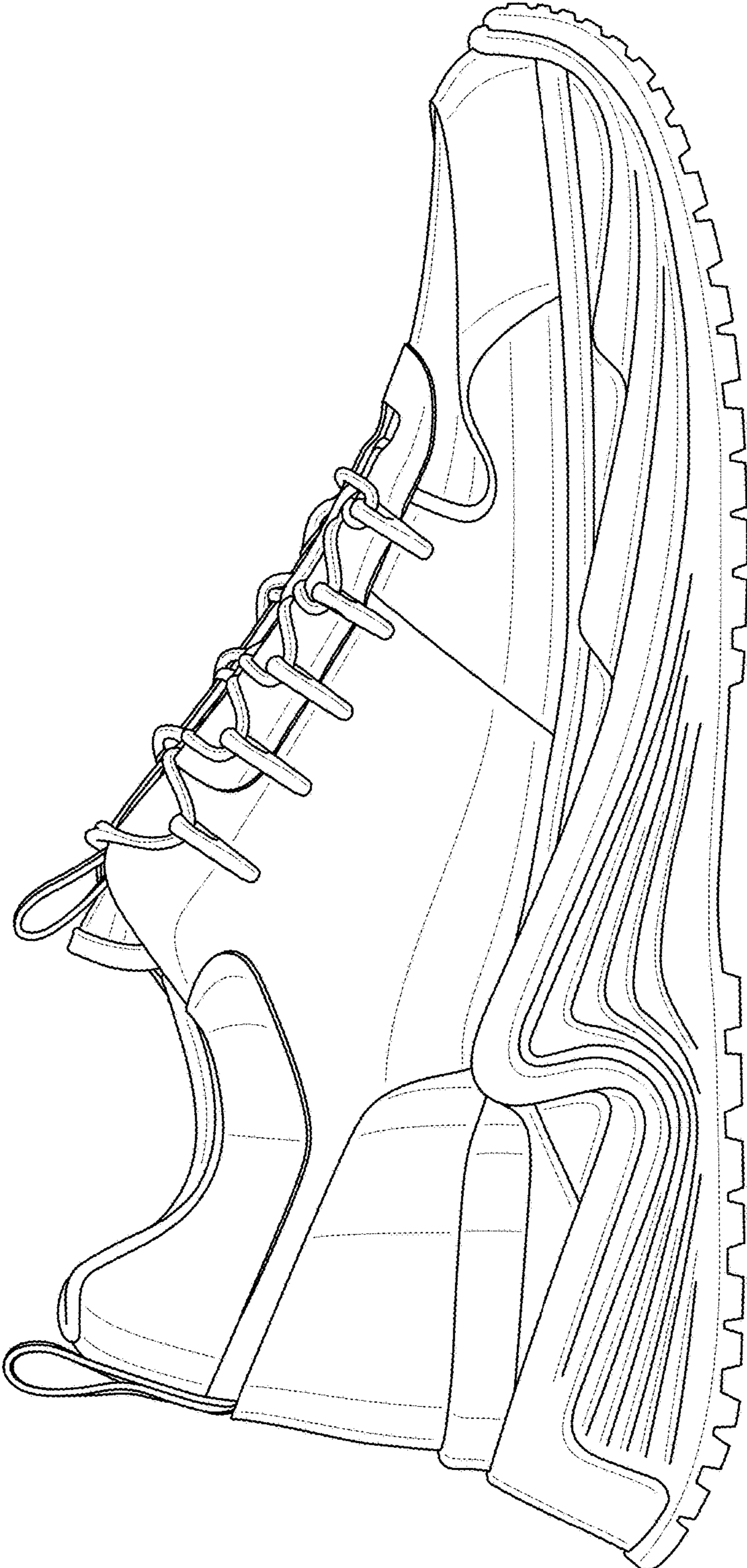


FIG. 4

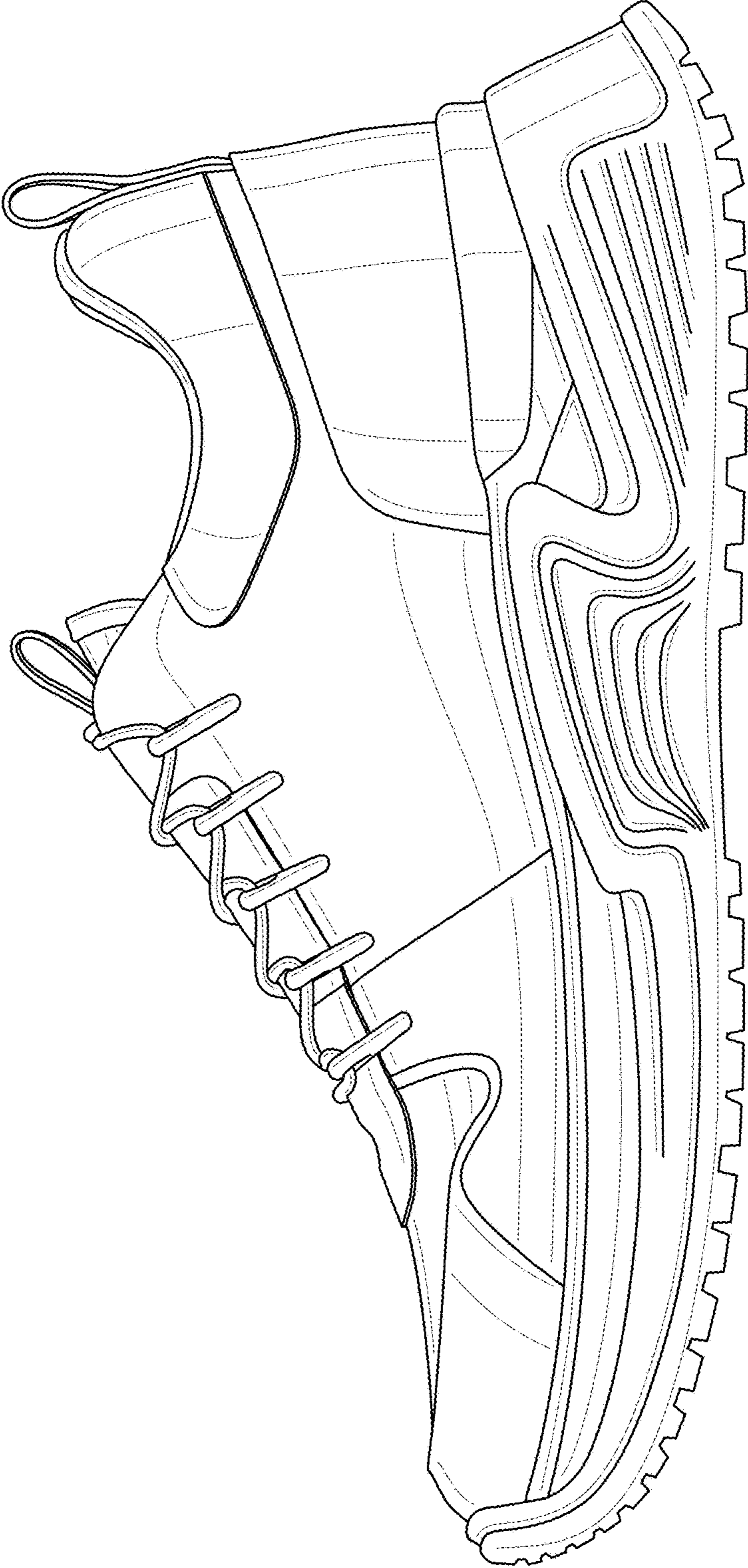


FIG. 5

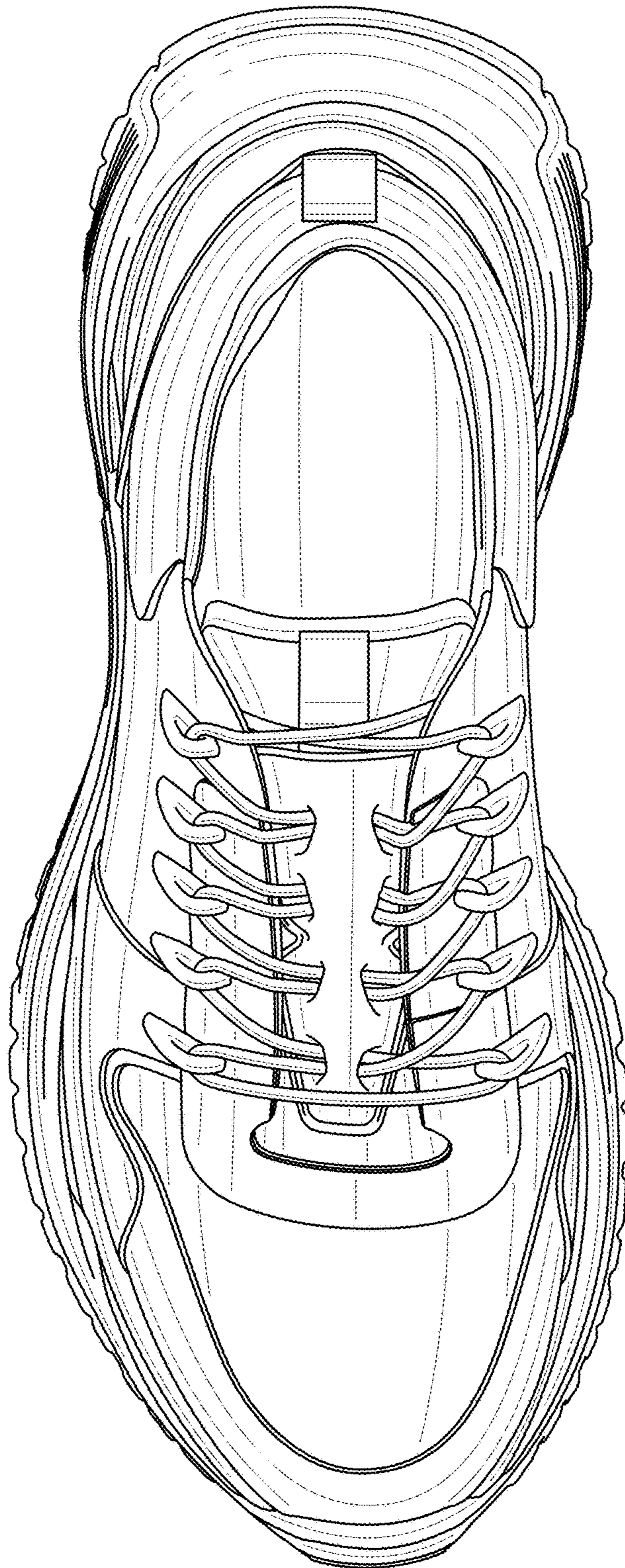


FIG. 6

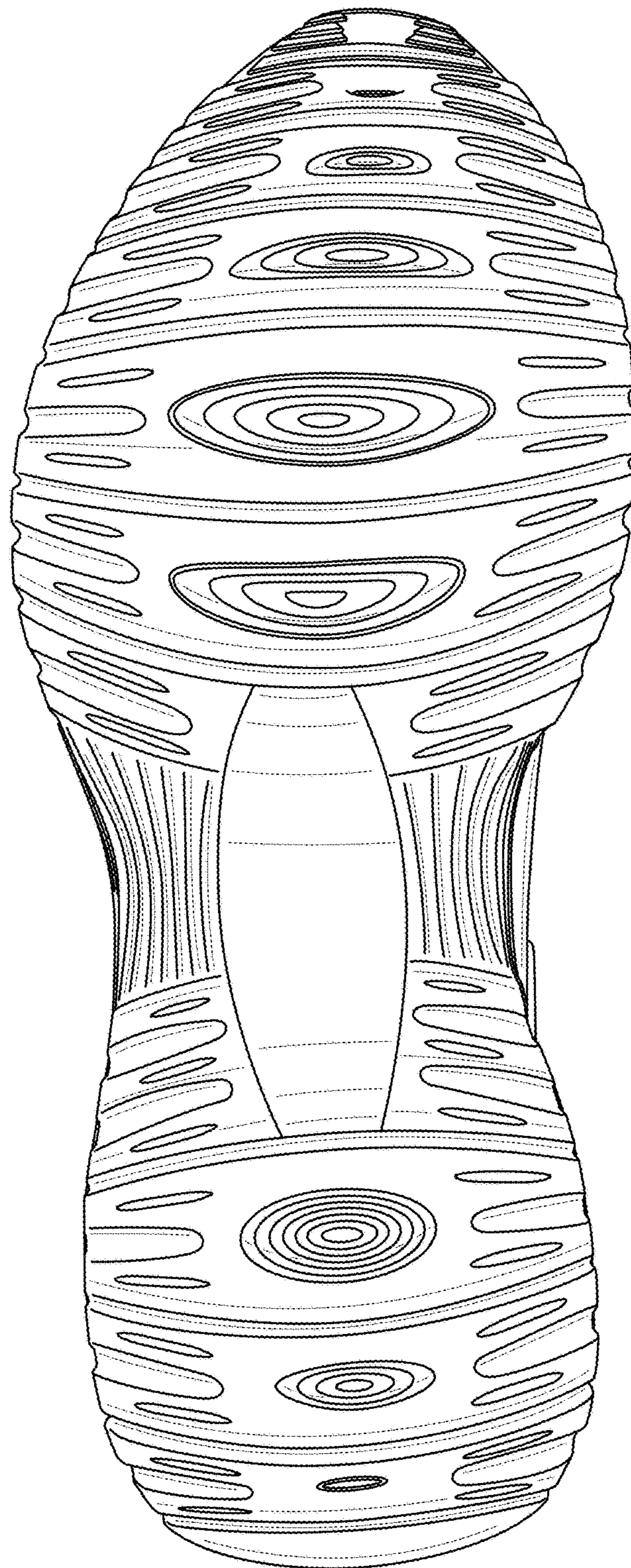


FIG. 7