



US00D862030S

(12) **United States Design Patent**  
**Ashby et al.**

(10) **Patent No.:** **US D862,030 S**  
(45) **Date of Patent:** **\*\* Oct. 8, 2019**

- (54) **PET TREAT**
- (71) Applicant: **BIG HEART PET, INC.**, Orrville, OH (US)
- (72) Inventors: **Aretha Turner Ashby**, Fairlawn, OH (US); **Adam Bricker**, Massillon, OH (US); **Christian Bushnell**, Akron, OH (US); **Elizabeth Jan Hogben**, Wadsworth, OH (US); **William T. Keehn**, Perry, KS (US); **Michelle McCune**, Aptos, CA (US); **Zachary Parker Willard**, Akron, OH (US); **Judy Guo**, San Francisco, CA (US); **Andrew Deakin**, Oakland, CA (US); **Molly Rolig**, Sonoma, CA (US)
- (73) Assignee: **BIG HEART PET, INC.**, Orrville, OH (US)
- (\*\*) Term: **15 Years**
- (21) Appl. No.: **29/677,233**
- (22) Filed: **Jan. 18, 2019**

3,412,425 A 11/1968 Sturm  
 5,297,984 A 3/1994 Gagliardi, Jr.  
 (Continued)

**FOREIGN PATENT DOCUMENTS**

MX	22616-0001	7/2007
MX	29577-0001	12/2009
MX	32530-0001	2/2011

**OTHER PUBLICATIONS**

NFOA ex Parte Quayle dated Nov. 1, 2018 in corresponding U.S. Appl. No. 29/642,078.

*Primary Examiner* — Katie Jane Stofko  
(74) *Attorney, Agent, or Firm* — Michael A. Olshavsky

(57) **CLAIM**

The ornamental design of a pet treat, as shown and described.

**DESCRIPTION**

FIG. 1 is a top isometric view of a pet treat.  
 FIG. 2 is a bottom isometric view of the pet treat shown in FIG. 1.  
 FIG. 3 is a front view of the pet treat shown in FIG. 1, wherein the rear view is a mirror image of the front view of FIG. 3.  
 FIG. 4 is a top plan view of the pet treat shown in FIG. 1.  
 FIG. 5 is a bottom plan view of the pet treat shown in FIG. 1; and,  
 FIG. 6 is a side view of the pet treat shown in FIG. 1, wherein the opposite side view is a mirror image of the side view of FIG. 6.  
 The broken lines in the figures are for the purpose of illustrating unclaimed portions of the pet treat and form no part of the claimed design.

**Related U.S. Application Data**



- (62) Division of application No. 29/642,085, filed on Mar. 27, 2018, now abandoned.
- (51) **LOC (12) Cl.** ..... **01-01**
- (52) **U.S. Cl.**  
USPC ..... **D1/106**
- (58) **Field of Classification Search**  
USPC ..... D1/100–130, 199; 426/5, 76, 87, 92, 94, 426/95, 99, 101, 103, 108, 138–139, 143, 426/144, 279, 282, 283, 391, 514, 549, 426/660; D13/100; D24/211, 212, 215;  
(Continued)

**References Cited**

**U.S. PATENT DOCUMENTS**

D202,332 S 9/1965 Fisher

**1 Claim, 5 Drawing Sheets**



(58) **Field of Classification Search**

USPC ..... D28/8.1; D30/160; 425/195; 34/296;  
 D6/601; D9/453  
 CPC .. A61K 9/2072; A61K 9/0004; A61K 9/2095;  
 A61K 9/209  
 See application file for complete search history.

D578,714 S	10/2008	Rutherford	
7,485,330 B2	2/2009	Anderson et al.	
D587,862 S	3/2009	Rutherford	
D603,127 S *	11/2009	Townsend .....	D1/106
D603,132 S	11/2009	Townsend et al.	
D603,578 S *	11/2009	Townsend .....	D1/106
D603,579 S	11/2009	Townsend et al.	
D609,878 S	2/2010	Tham et al.	
D626,294 S *	10/2010	Johnson .....	D30/151
D634,507 S	3/2011	Lawrenson	
D655,056 S	2/2012	Blair	
D655,057 S	2/2012	Blair	
D686,436 S	8/2013	Sunvold et al.	
D688,027 S	8/2013	Smith et al.	
D689,256 S	9/2013	Cepeda	
D690,897 S	10/2013	Toolan et al.	
D699,017 S	2/2014	Sunvold et al.	
D715,516 S	10/2014	Barnvos et al.	
D724,278 S	3/2015	Avalos Sartorio et al.	
9,737,053 B2	8/2017	Barnvos et al.	
D799,150 S	10/2017	Vielot	
D801,620 S	11/2017	Falcone	
D810,391 S	2/2018	Sunvold et al.	
2003/0087008 A1	5/2003	Axelrod	
2009/0120372 A1 *	5/2009	Townsend .....	A01K 15/025 119/709

(56) **References Cited**

U.S. PATENT DOCUMENTS

5,609,913 A	3/1997	Welch	
D402,435 S	12/1998	Correll	
D435,713 S	1/2001	Speck	
6,200,616 B1 *	3/2001	Axelrod .....	A01K 15/026 426/285
D458,160 S	6/2002	Meeks	
D460,601 S	7/2002	Tenzer	
D473,021 S	4/2003	Gourley	
D475,816 S	6/2003	Adamson	
D489,161 S	5/2004	Hague	
6,896,924 B2	5/2005	Hernandez et al.	
D529,668 S	10/2006	Wang	
D530,484 S	10/2006	Ahmed et al.	
D551,426 S	9/2007	Ahmed et al.	
7,410,662 B1	8/2008	Tsengas	

\* cited by examiner

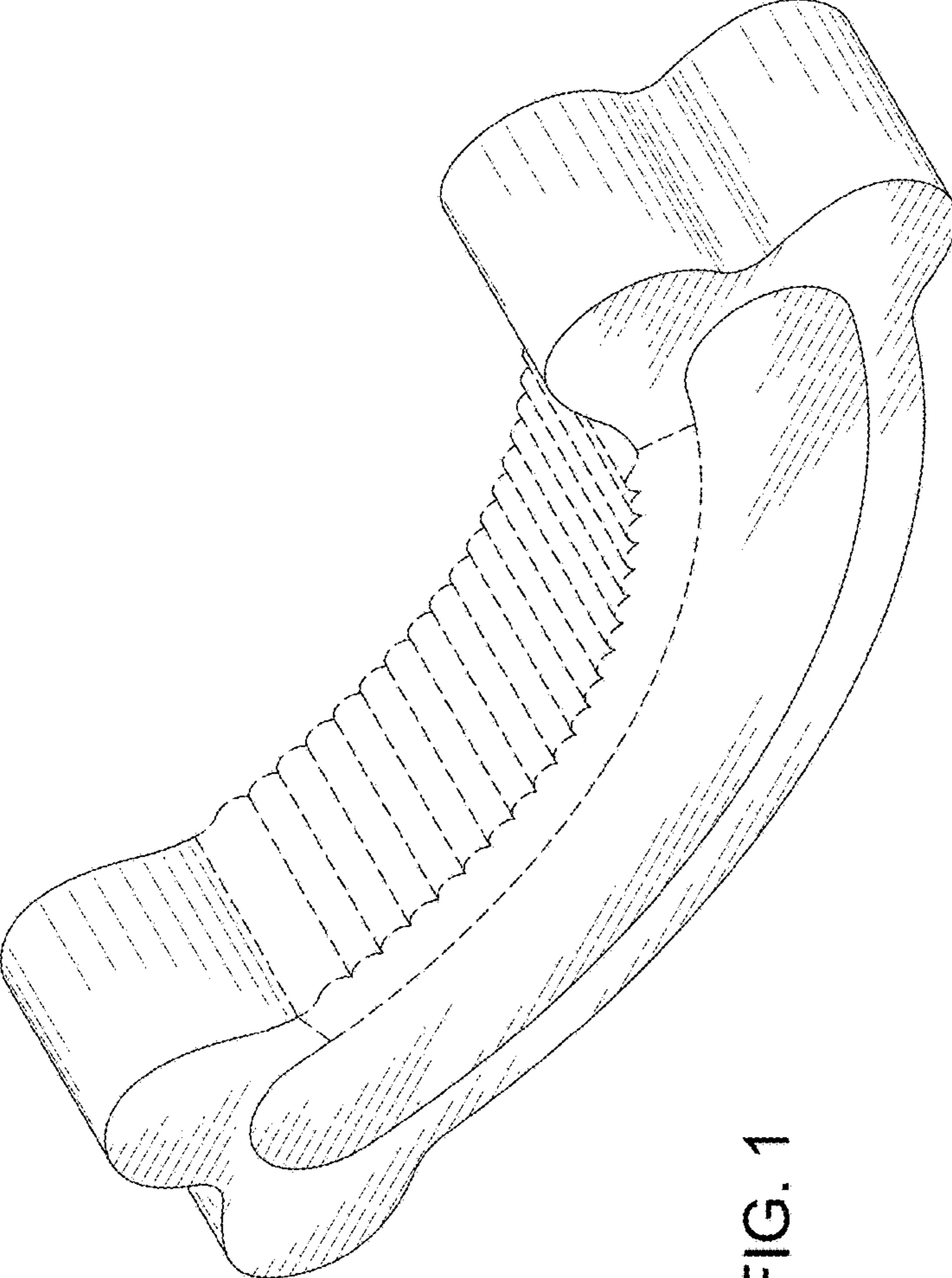


FIG. 1

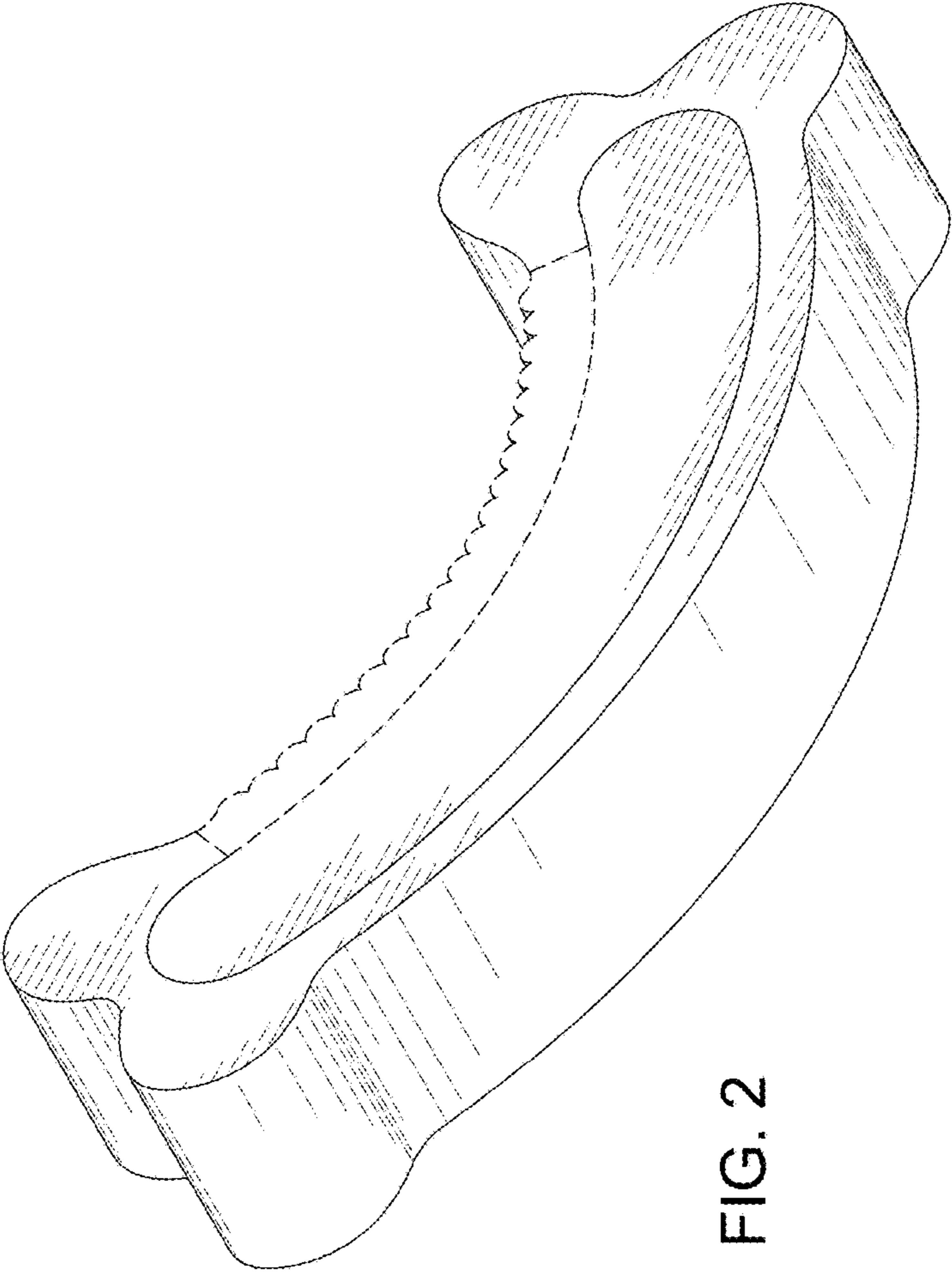


FIG. 2

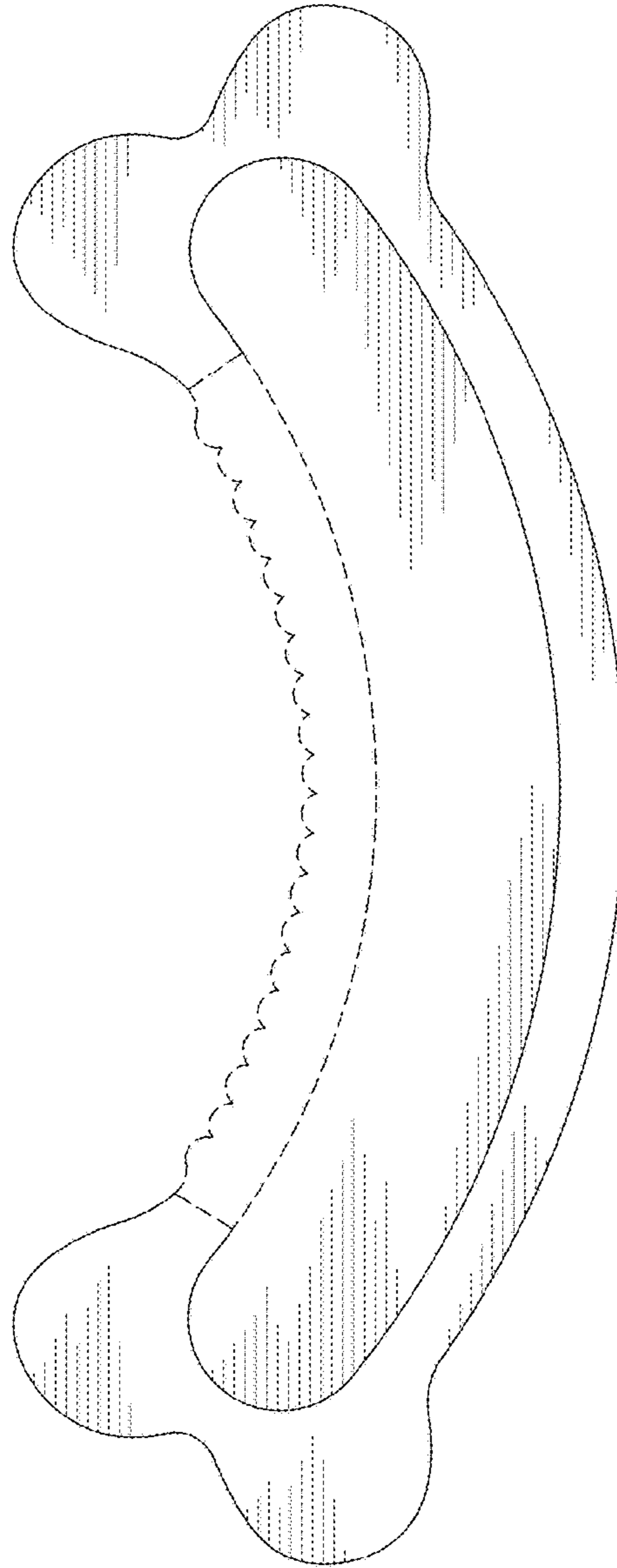


FIG. 3



FIG. 4




FIG. 5




FIG. 6