



US00D861995S

(12) **United States Design Patent**
Lentz

(10) **Patent No.:** **US D861,995 S**
(45) **Date of Patent:** **** Oct. 1, 2019**

(54) **PET TREAT DISPENSING APPARATUS**

(71) Applicant: **Aquapaw, LLC**, Campbell, CA (US)

(72) Inventor: **Daniel Jacob Lentz**, Campbell, CA (US)

(**) Term: **15 Years**

(21) Appl. No.: **29/660,276**

(22) Filed: **Aug. 20, 2018**

(51) **LOC (12) Cl.** **30-03**

(52) **U.S. Cl.**
USPC **D30/121; D30/129**

(58) **Field of Classification Search**
USPC D30/121, 122, 129-133; 119/61.5, 51.01, 119/61.56, 51.03, 59, 62, 63, 51.5, 57.8, 119/74, 61.54, 61.55; 312/204; 248/151, 248/188; 108/156, 153.1-157; 220/23.87, 630, 737, 743, 9.4, 495.01, 220/574, 212, 255, 23.83; 206/515; D7/586, 543, 550.1, 587, 505, 584, 545, D7/500, 553.1-553.8, 546, 555, 556, 504, D7/565, 562, 602; D9/429; 43/109; D22/122; 99/430, DIG. 15
CPC A01K 5/0114; A01K 5/01; A01K 5/013; A01K 7/005; A01K 7/00; A01K 7/02; A01K 5/0135; A01K 5/0142; A01K 5/0121; A01K 5/0128; A01K 27/004; A01K 39/014; A01K 39/00; A01K 39/02; A01K 39/0113; A47J 43/0727; A01M 29/34; B29C 65/48; B65D 81/36
See application file for complete search history.

3,883,037 A * 5/1975 Seiller A47B 87/0269
206/5
D279,945 S * 8/1985 Zeischegg D6/672
4,886,016 A * 12/1989 Atchley A01K 5/0135
119/61.54
5,000,123 A * 3/1991 Morse A01K 5/0114
119/61.54
D336,555 S * 6/1993 Goetz D30/131
D343,269 S * 1/1994 Kirkham D1/122
5,285,749 A * 2/1994 Byer A01K 5/0142
119/61.53
D399,787 S * 10/1998 Wagner D11/164
D410,781 S * 6/1999 Sharon D30/129
D412,605 S * 8/1999 Sharon D30/129
7,207,291 B1 * 4/2007 Watts A01K 5/0114
119/61.5
D563,608 S * 3/2008 Kitchen A01K 5/0114
D30/129
D584,863 S * 1/2009 Garry D30/158
D610,265 S * 2/2010 Lea D24/227
D625,885 S * 10/2010 Bianchi D30/129

(Continued)

Primary Examiner — Susan Moon Lee
(74) *Attorney, Agent, or Firm* — Williams Intellectual Property; Benjamin F. Williams

(57) **CLAIM**

The ornamental design for a pet treat dispensing apparatus, as shown and described.

DESCRIPTION

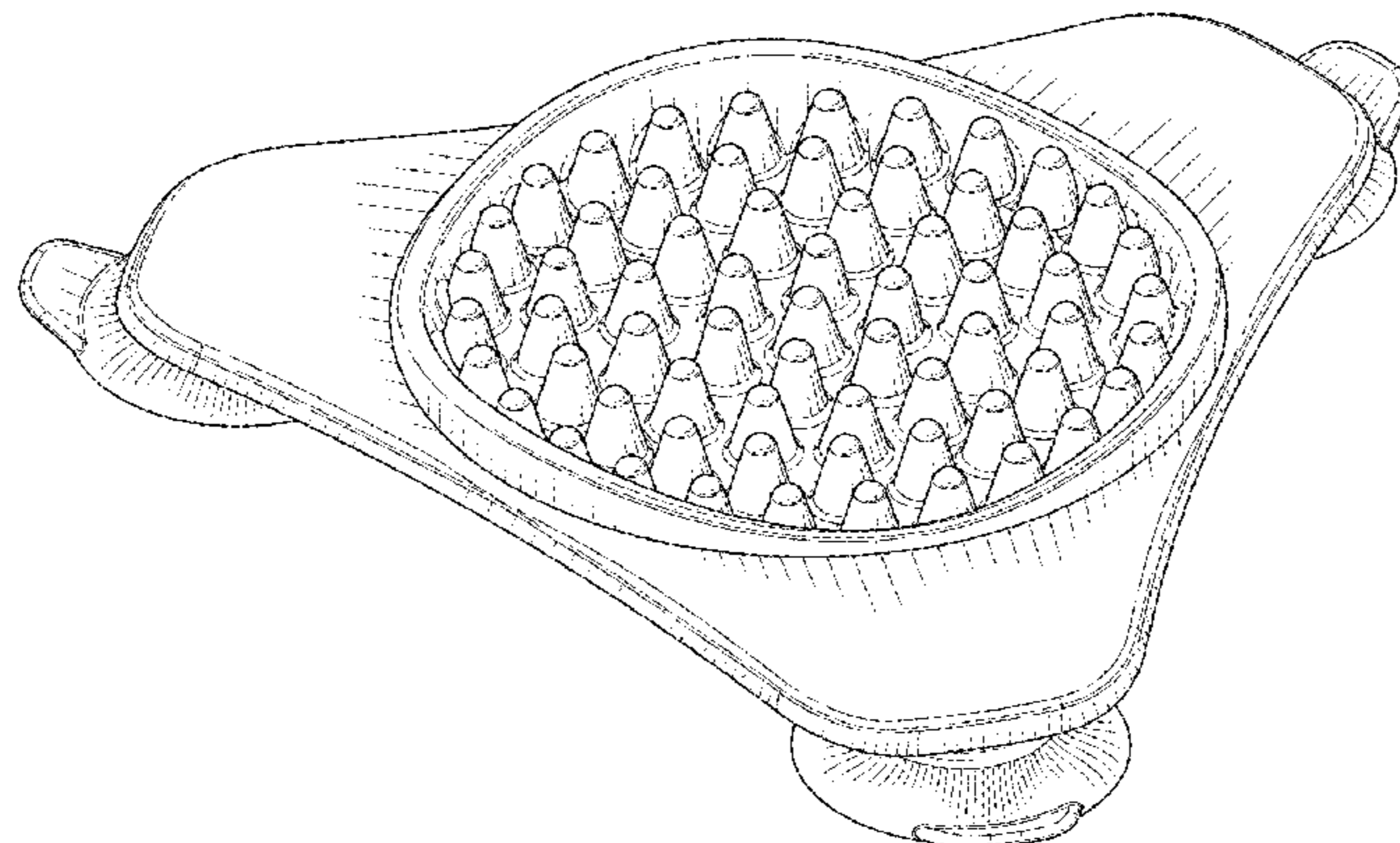
FIG. 1 is an isometric view of a pet treat dispensing apparatus in accordance with the present design;
FIG. 2 is a front elevation view thereof;
FIG. 3 is a rear elevation view thereof;
FIG. 4 is a right side elevation view thereof;
FIG. 5 is a left side elevation view thereof;
FIG. 6 is a top plan view thereof;
FIG. 7 is a bottom view thereof; and,
FIG. 8 is a cross-section view taken along line 8-8 of FIG. 6.

1 Claim, 8 Drawing Sheets

(56) **References Cited**

U.S. PATENT DOCUMENTS

472,316 A * 4/1892 Smith A01K 5/01
119/61.1
D44,466 S * 8/1913 Brunhoff D19/70



(56)

References Cited

U.S. PATENT DOCUMENTS

D654,230	S *	2/2012	Tedaldi	D30/129
D679,553	S *	4/2013	Williams	D7/619.1
D706,000	S *	5/2014	Martinez	D30/121
D706,001	S *	5/2014	Hansen	D30/121
D726,981	S *	4/2015	Yessin	D32/25
D755,447	S *	5/2016	Andrews	D30/129
D834,765	S *	11/2018	Reissig	D30/129
2002/0185073	A1 *	12/2002	Fullerton	A01K 5/01 119/51.01
2005/0039689	A1 *	2/2005	Mossmer	A01K 5/0128 119/61.5
2005/0039690	A1 *	2/2005	Sage, Jr.	A01K 5/0114 119/61.5
2006/0005774	A1 *	1/2006	Newman Bornhofen	A01K 5/0114 119/61.5
2006/0213447	A1 *	9/2006	Kitchen	A01K 5/0114 119/61.5
2009/0126641	A1 *	5/2009	Anderson	A01K 5/0114 119/61.5
2014/0060442	A1 *	3/2014	Ressemann	A01K 13/00 119/61.5
2014/0158054	A1 *	6/2014	Clarke	A01K 5/0114 119/51.01
2017/0348082	A1 *	12/2017	Ogleby	A01K 5/0114
2018/0368357	A1 *	12/2018	Yang	A01K 5/0114

* cited by examiner

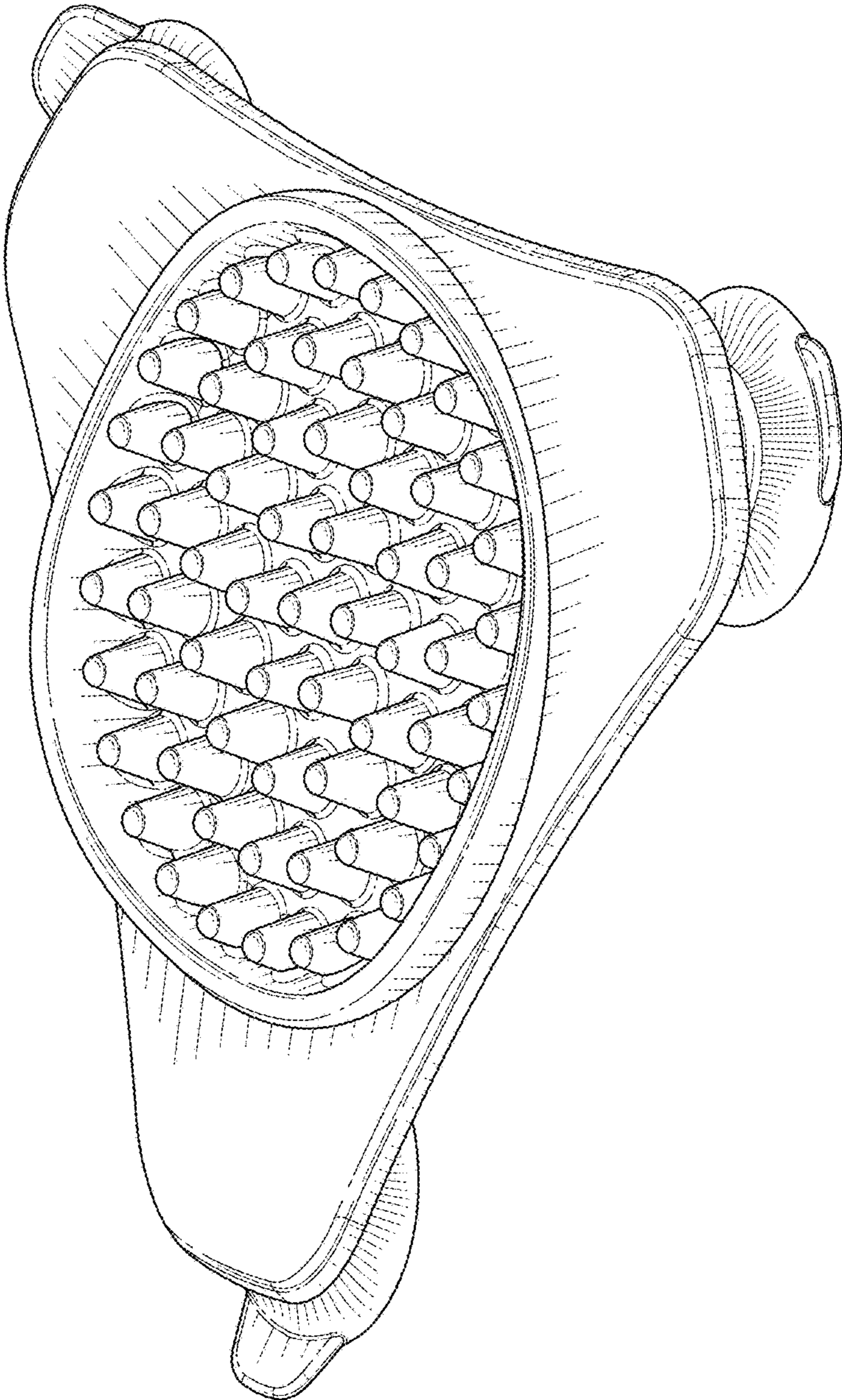


FIG. 1

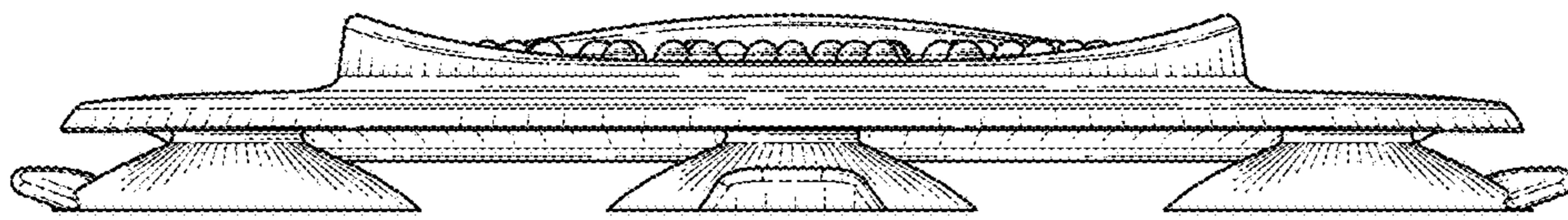


FIG. 2

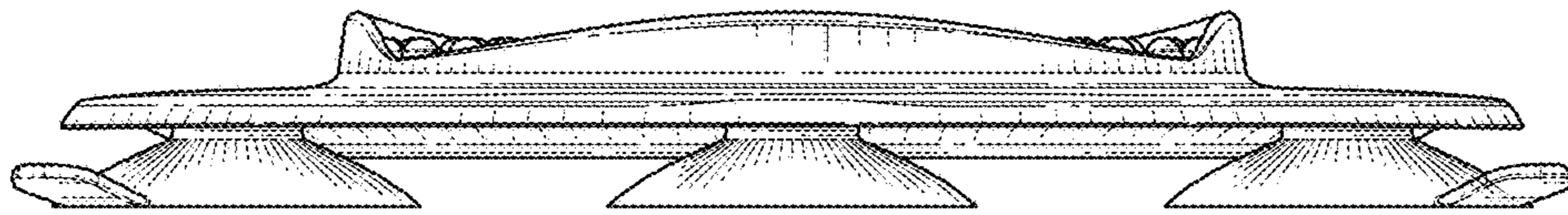


FIG. 3




FIG. 4




FIG. 5

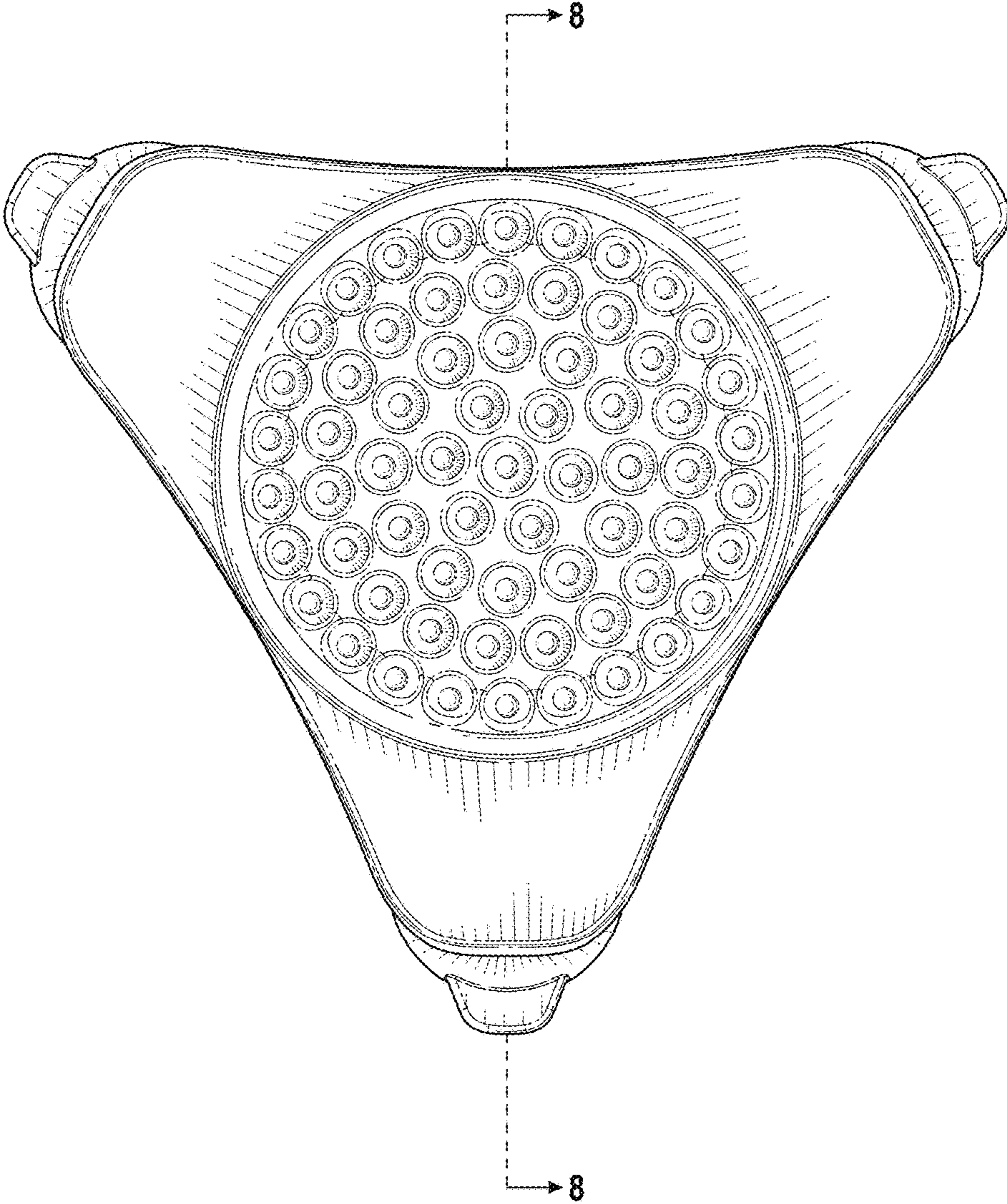


FIG. 6

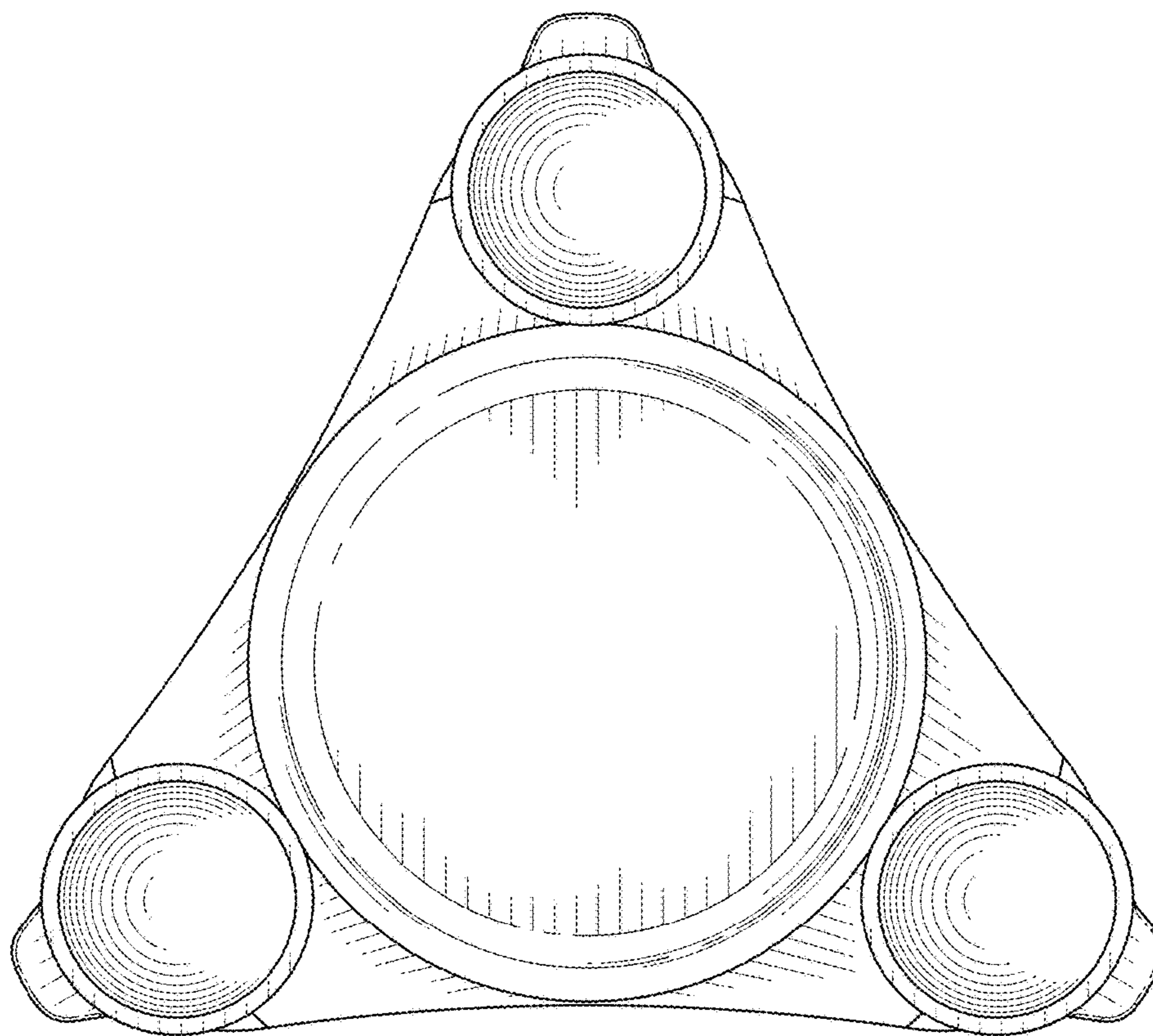


FIG. 7

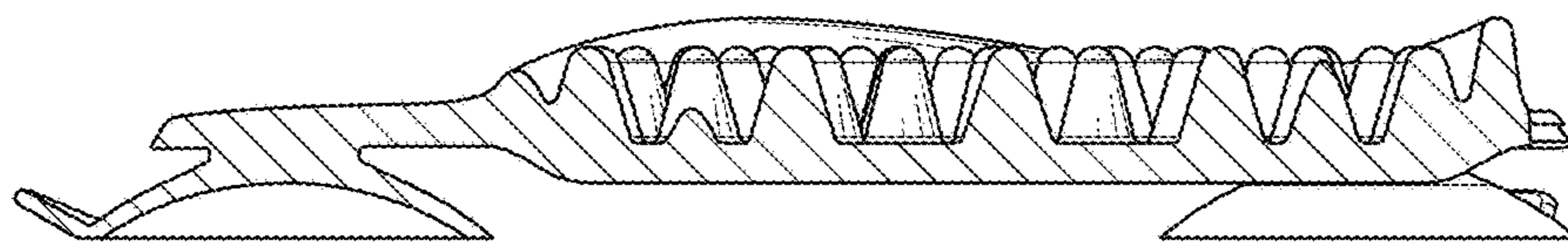


FIG. 8