



US00D861980S

(12) **United States Design Patent** (10) **Patent No.:** **US D861,980 S**  
**Swartz** (45) **Date of Patent:** **\*\* Oct. 1, 2019**

(54) **OVAL DENTIFRICE PATCH**  
(71) Applicant: **The Procter & Gamble Company**,  
Cincinnati, OH (US)  
(72) Inventor: **Jeanette Marie Swartz**, Loveland, OH  
(US)  
(73) Assignee: **The Procter & Gamble Company**,  
Cincinnati, OH (US)

D420,464 S \* 2/2000 Binstock ..... A61F 13/124  
D28/8.1  
D422,749 S \* 4/2000 Binstock ..... A61F 13/063  
D28/8.1  
6,060,078 A \* 5/2000 Lee ..... A61K 9/0056  
424/439  
6,120,792 A \* 9/2000 Juni ..... A61K 9/703  
424/443  
6,193,995 B1 \* 2/2001 Zhenzhen ..... A61K 9/703  
424/423  
D447,835 S \* 9/2001 Whitaker ..... A61K 8/02  
D1/130

(\*\*) Term: **15 Years**

(Continued)

(21) Appl. No.: **29/608,538**

**OTHER PUBLICATIONS**

(22) Filed: **Jun. 22, 2017**

U.S. Appl. No. 29/608,544, filed Jun. 22, 2017, Swartz.

(51) **LOC (12) Cl.** ..... **28-02**

*Primary Examiner* — Jennifer Rivard

(52) **U.S. Cl.**  
USPC ..... **D28/4; D28/8.1**

(74) *Attorney, Agent, or Firm* — Parker D. McCrary

(58) **Field of Classification Search**  
USPC ..... D24/189; D28/4  
CPC ..... A61C 3/06; A61K 6/0002; A61K  
8/02-0237; A61Q 11/00-02  
See application file for complete search history.

(57) **CLAIM**

The ornamental design for an oval dentifrice patch, as shown and described.

(56) **References Cited**

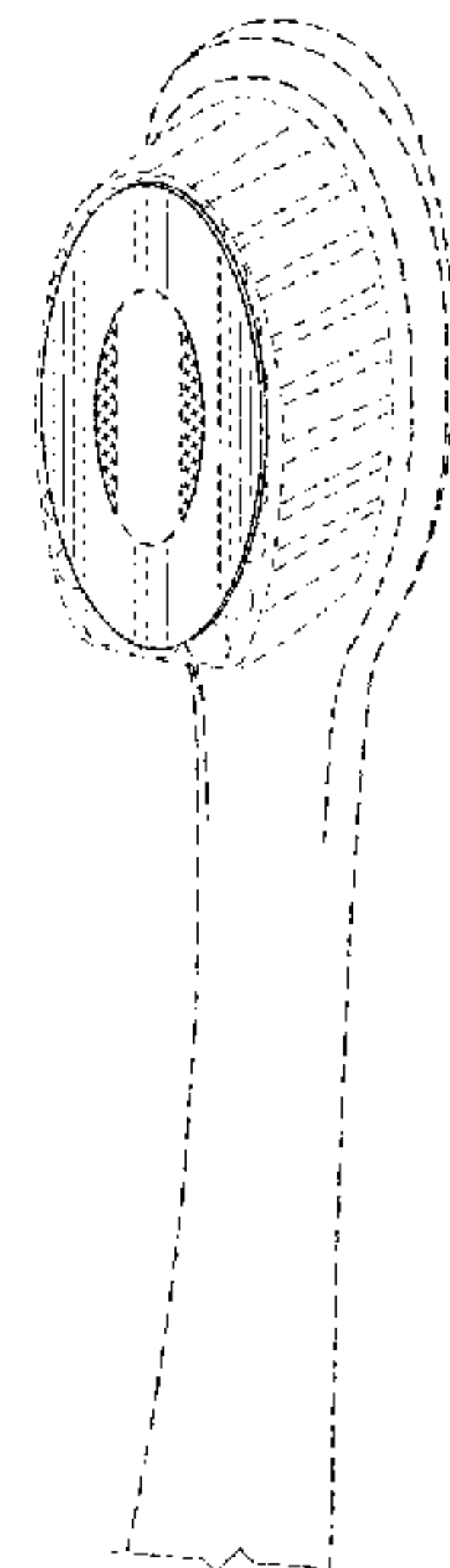
**DESCRIPTION**

**U.S. PATENT DOCUMENTS**

1,601,775 A \* 10/1926 Scherieble ..... C11D 13/08  
210/532.2  
2,268,746 A \* 1/1942 Froyd ..... A61F 13/063  
128/894  
2,599,523 A \* 6/1952 Dorr ..... A61F 13/063  
128/894  
4,875,247 A \* 10/1989 Berg ..... A61C 3/06  
15/104.94  
4,952,618 A \* 8/1990 Olsen ..... A61F 13/023  
523/105  
5,759,974 A \* 6/1998 Menke ..... A61L 9/05  
264/148  
5,965,501 A \* 10/1999 Rattinger ..... A61K 8/02  
510/146  
5,980,924 A \* 11/1999 Yamazaki ..... A61K 8/0208  
424/401

FIG. 1 is a perspective elevation view of an oval dentifrice patch;  
FIG. 2 is a front plan view thereof;  
FIG. 3 is a left side plan view thereof;  
FIG. 4 is a rear plan view thereof;  
FIG. 5 is a right side plan view thereof;  
FIG. 6 is a top plan view thereof; and,  
FIG. 7 is a bottom plan view thereof.  
The broken line disclosure of the toothbrush illustrates the environment and forms no part of the claimed design. The unshaded area within the patch that is defined by broken lines illustrates a portion of the article and forms no part of the claimed design.

**1 Claim, 1 Drawing Sheet**



(56)

References Cited

U.S. PATENT DOCUMENTS

6,306,814 B1 *	10/2001	Appel	.....	C11D 17/0078	510/224	8,728,446 B2 *	5/2014	Hurwitz	.....	A61K 8/02	424/401
6,320,094 B1 *	11/2001	Arnold	.....	A61F 13/124	128/858	9,132,040 B2 *	9/2015	Van Holten	.....	A01N 25/04	
D454,956 S *	3/2002	Visintainer	.....	C11D 3/50	D24/189	9,295,859 B2 *	3/2016	Glenn, Jr.	.....	A61K 8/0216	
D454,985 S *	3/2002	Look	.....	C11D 17/0078	D19/66	D798,460 S *	9/2017	Farley	.....	A45D 40/24	D24/189
6,376,442 B1 *	4/2002	Perthuisot	.....	C11D 3/50	264/148	2002/0028759 A1 *	3/2002	Appel	.....	C11D 17/0078	510/446
D481,131 S *	10/2003	Saim	.....	D24/189		2003/0138469 A1 *	7/2003	Koda	.....	A61K 6/0094	424/401
D555,829 S *	11/2007	Faravelli	.....	D28/4		2003/0153860 A1 *	8/2003	Nielsen	.....	A61F 13/0203	602/43
7,584,754 B1 *	9/2009	Pellegrini	.....	A61F 9/04	128/858	2004/0185011 A1 *	9/2004	Alexander	.....	A45D 40/24	424/49
D601,689 S *	10/2009	Karolak	.....	A61K 8/345	D24/101	2005/0260141 A1 *	11/2005	Alexander	.....	A46B 11/00	424/49
7,670,998 B2 *	3/2010	Ambrosen	.....	A61K 8/342	510/119	2008/0269657 A1 *	10/2008	Brenneman	.....	A61F 15/004	602/41
8,178,114 B2 *	5/2012	Klausen	.....	A61K 8/0208	239/36	2008/0282487 A1 *	11/2008	Porcelli	.....	A46B 5/04	15/104.94
D682,466 S *	5/2013	Cantelmo	.....	A61K 8/342	D28/4	2009/0119825 A1 *	5/2009	Wilson	.....	B29C 43/006	4/222
8,470,302 B2 *	6/2013	Hosoya	.....	A61K 8/0204	424/49	2011/0027328 A1 *	2/2011	Baig	.....	A61K 8/345	424/401

\* cited by examiner

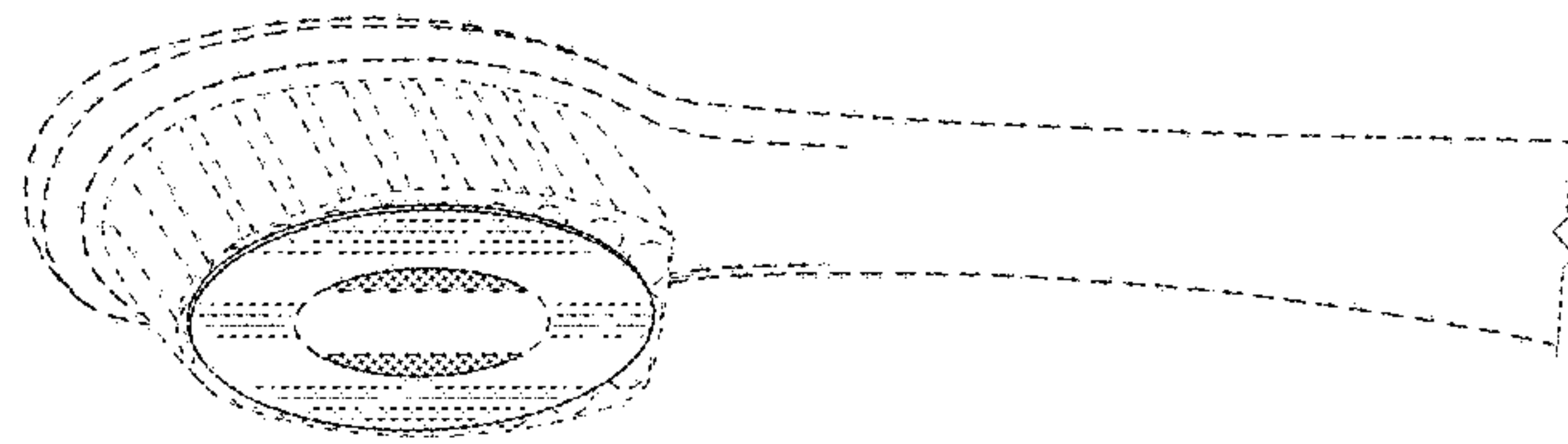


Fig. 1

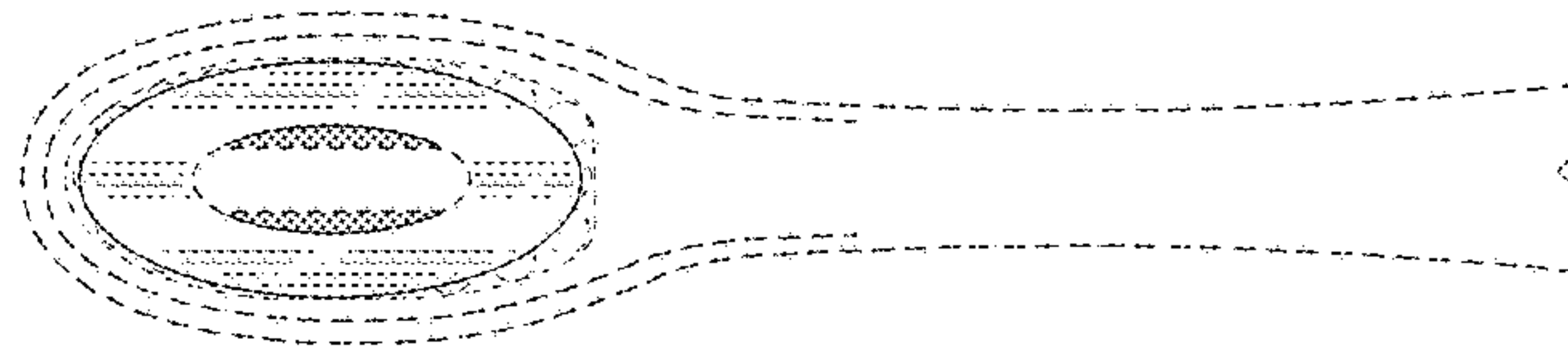


Fig. 2

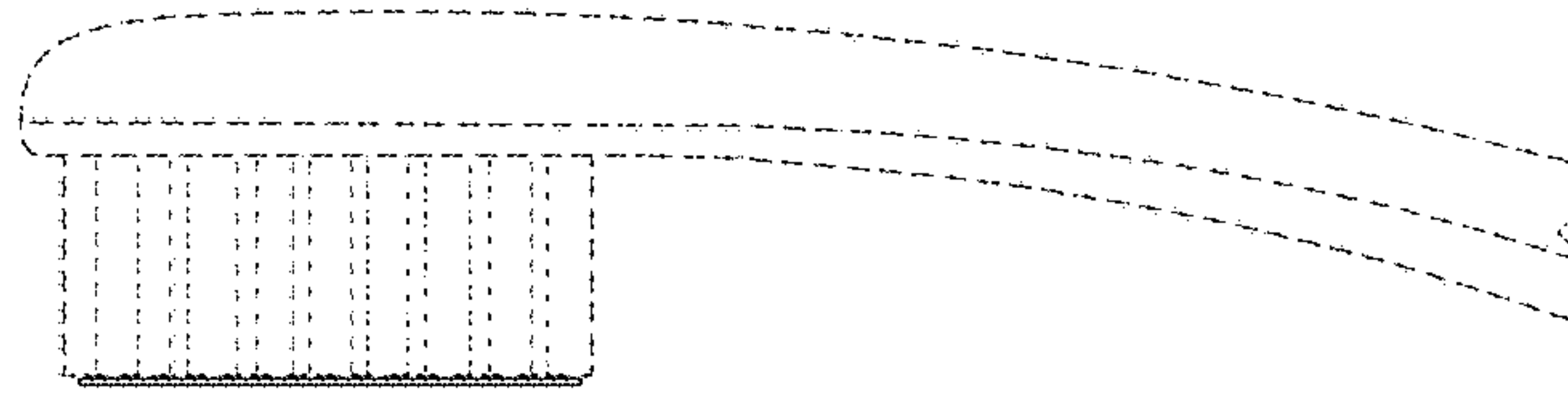


Fig. 3

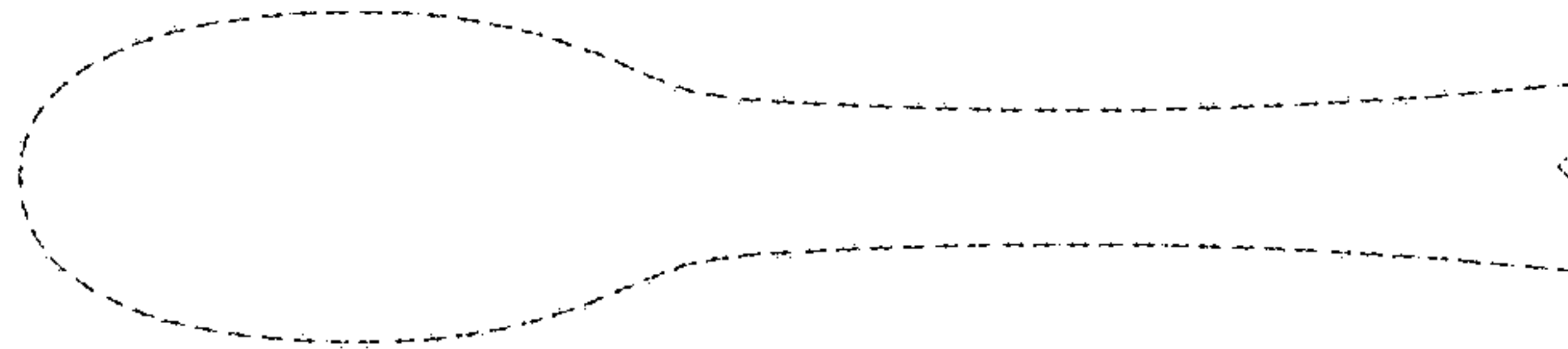


Fig. 4

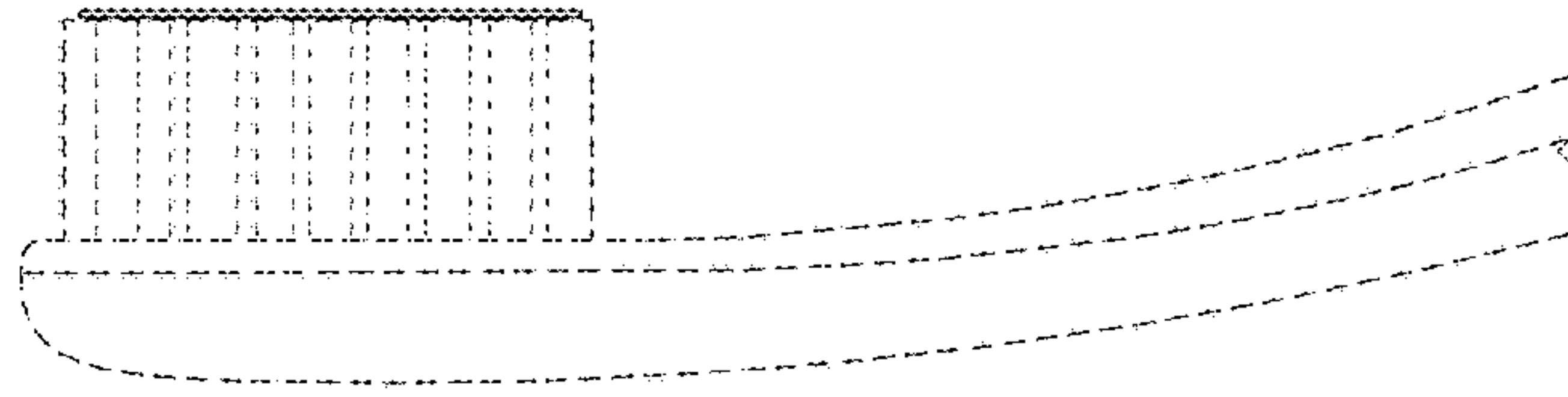


Fig. 5

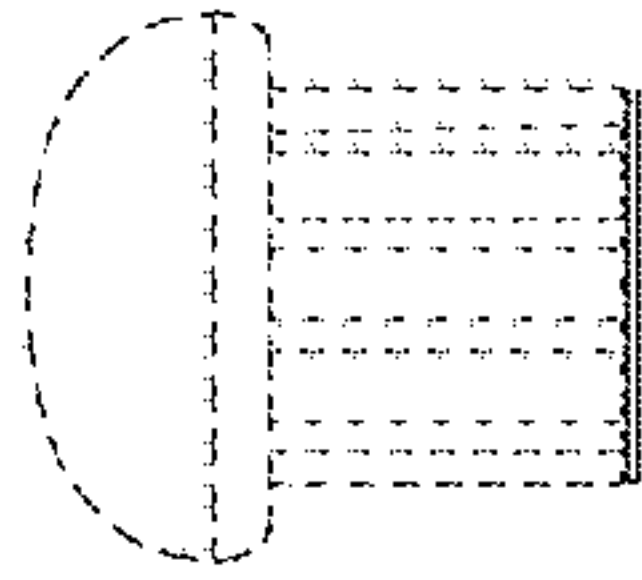


Fig. 6

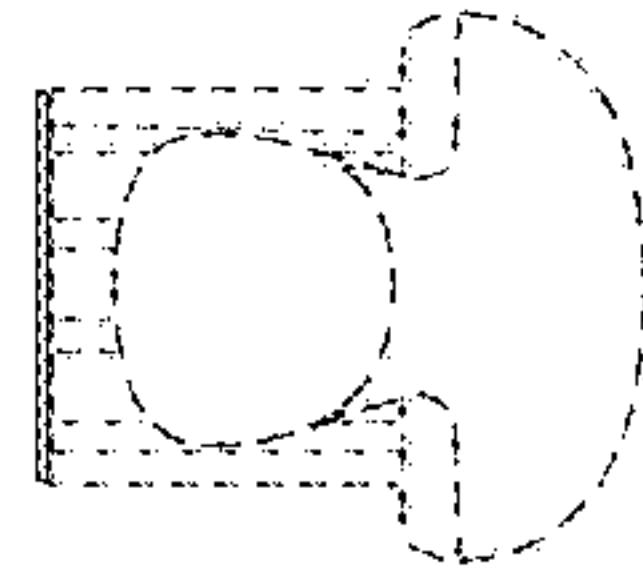


Fig. 7