



US00D861956S

(12) **United States Design Patent** (10) **Patent No.:** **US D861,956 S**
Preutz (45) **Date of Patent:** **** Oct. 1, 2019**

(54) **LAMP**
(71) Applicant: **IKEA Supply AG**, Pratteln (CH)
(72) Inventor: **Henrik Preutz**, Almhult (SE)
(73) Assignee: **IKEA SUPPLY AG**, Pratteln (CH)
(**) Term: **15 Years**

(21) Appl. No.: **29/623,035**
(22) Filed: **Oct. 21, 2017**

(30) **Foreign Application Priority Data**

Apr. 26, 2017 (EM) 003874106-0001

(51) **LOC (12) Cl.** **26-03**

(52) **U.S. Cl.**
USPC **D26/88**

(58) **Field of Classification Search**
USPC D26/72, 85, 88, 89, 90, 91, 118
CPC F21S 8/04; F21S 8/043; F21S 8/046; F21S
8/06; F21S 8/063; F21S 8/065; F21S
8/068; F21S 9/037
See application file for complete search history.

(56) **References Cited**

U.S. PATENT DOCUMENTS

D47,607 S * 7/1915 Owen D26/89
D90,939 S * 10/1933 Beck D26/88
D102,906 S * 1/1937 Lescaze D26/88
D441,483 S * 5/2001 Schaefer D26/85
D680,257 S * 4/2013 Patrick D26/89
D779,104 S * 2/2017 Krueckeberg F21S 9/037
D26/88
D800,364 S * 10/2017 Lee D26/67
D812,283 S * 3/2018 Arndt F21S 9/037
D26/88
2012/0134143 A1* 5/2012 Lederer F21S 9/037
362/183

2013/0094191 A1* 4/2013 Cohen F21S 9/037
362/122
2013/0223049 A1* 8/2013 Katsaros F21S 9/037
362/183
2014/0022773 A1* 1/2014 Colby F21S 9/037
362/183
2018/0195709 A1* 7/2018 Wang F21V 33/00

OTHER PUBLICATIONS

Zider Solar Camping Light Outdoor Hanging Lamp. Available at amazon.com as early as Apr. 23, 2018. (Year: 2018).*
Portable Solar Power LED Bulb Light Hanging camping Hiking Lantern, from lightinghouse.net visited Jul. 1, 2019. <<https://lightinghouse.net/product/solar-garden-lights/solar-hanging-light/>> (Year: 2019).*
60 LED SOS Mode Emergency Survival Hanging Solar Light Outdoor Garden Camping Lamp FULI—Model No. 112691, from aliexpress.com visited Jul. 1, 2019. (Year: 2019).*

* cited by examiner

Primary Examiner — Clare E Heflin

(74) *Attorney, Agent, or Firm* — Tucker Ellis LLP

(57) **CLAIM**

The ornamental design for a lamp, as shown and described.

DESCRIPTION

FIG. 1 is a perspective view of a lamp showing my new design.

FIG. 2 is another perspective view thereof.

FIG. 3 is a front view thereof, a rear view of the lamp being a mirror image of the front view.

FIG. 4 is a right side view thereof.


FIG. 5 is a left side view thereof.

FIG. 6 is a top view thereof; and,

FIG. 7 is a bottom view thereof.

The broken lines are for the purpose of illustrating portions of the lamp and form no part of the claimed design.

1 Claim, 6 Drawing Sheets



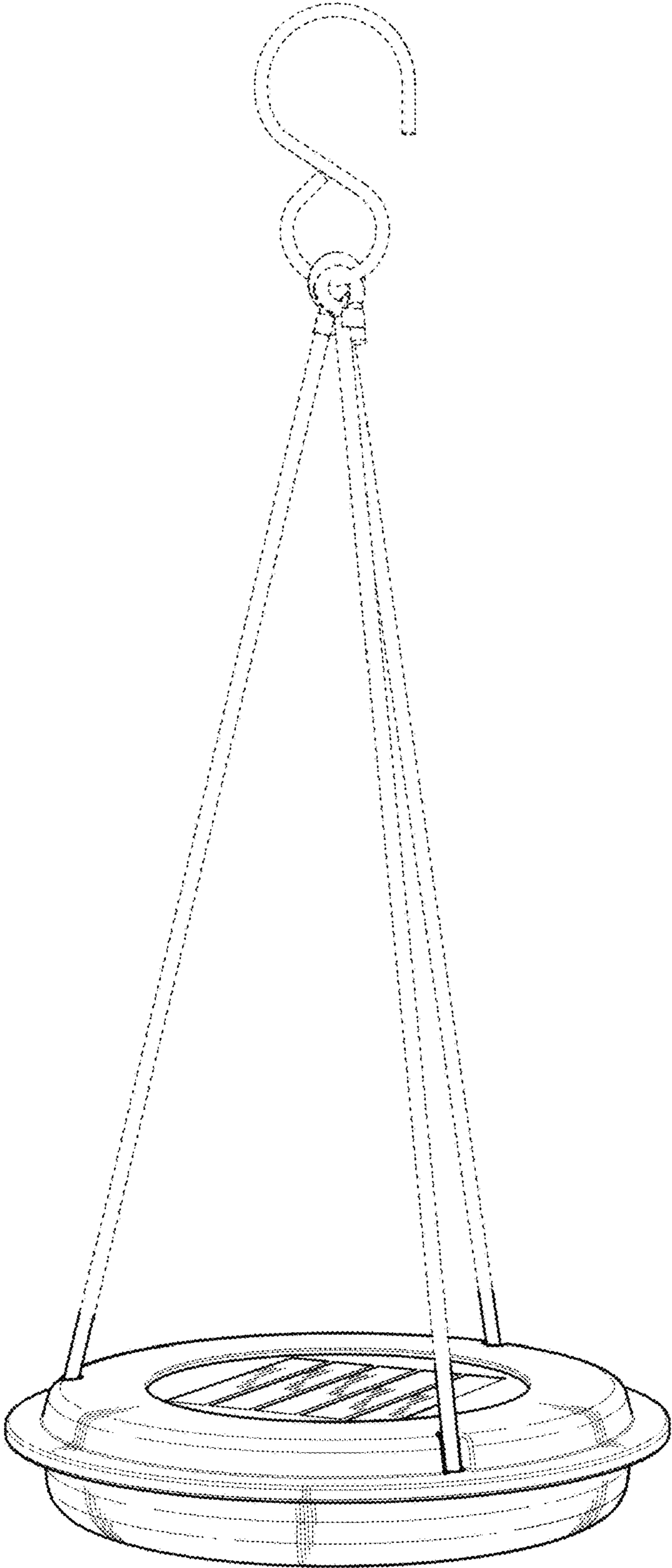


FIG. 1

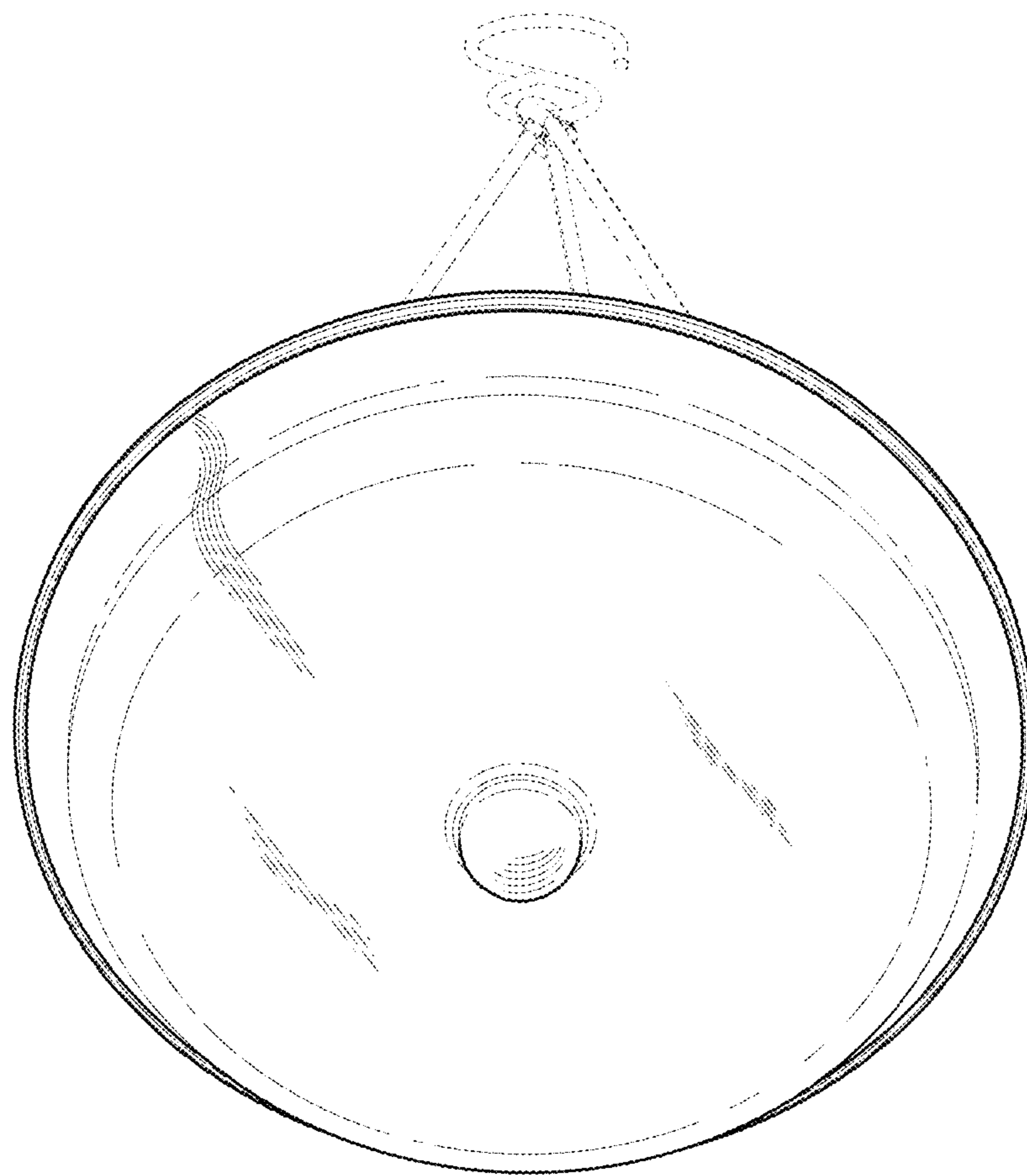


FIG. 2

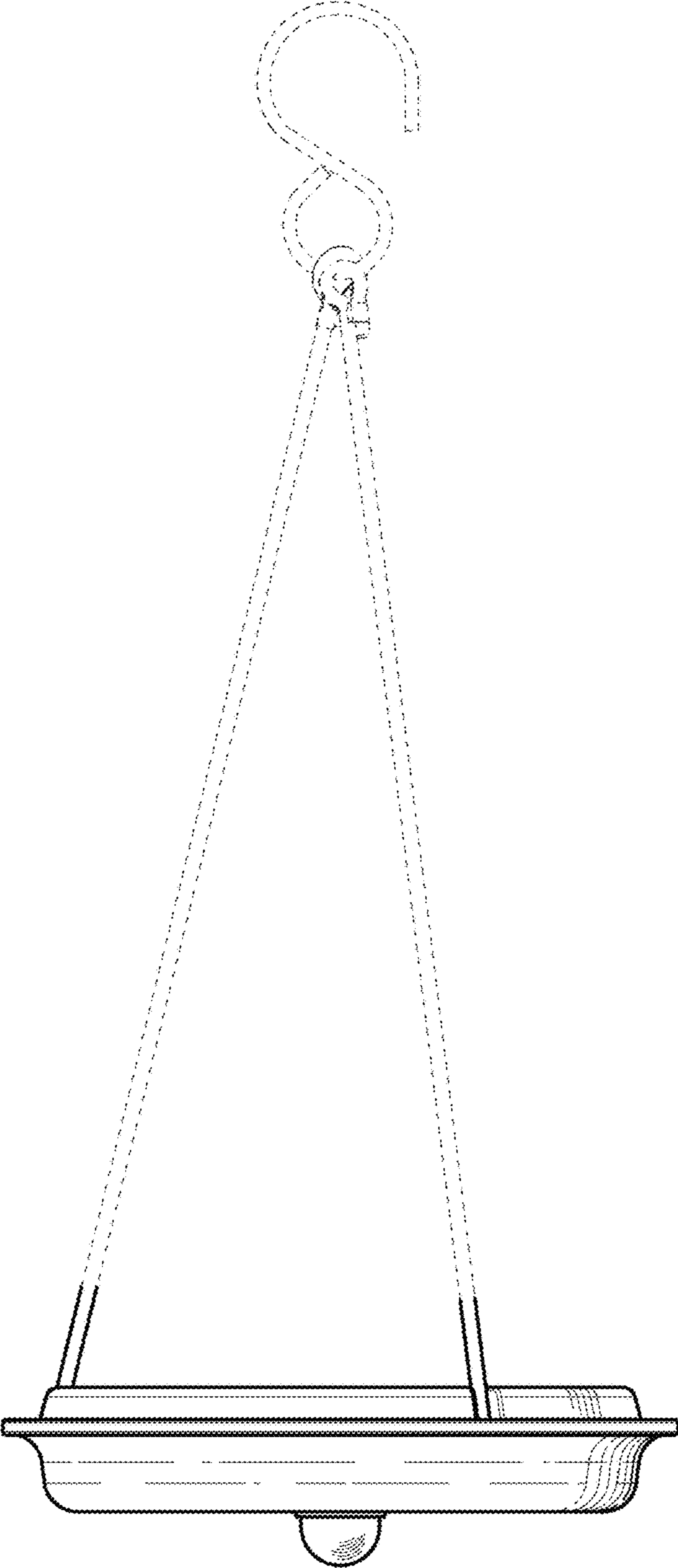


FIG. 3

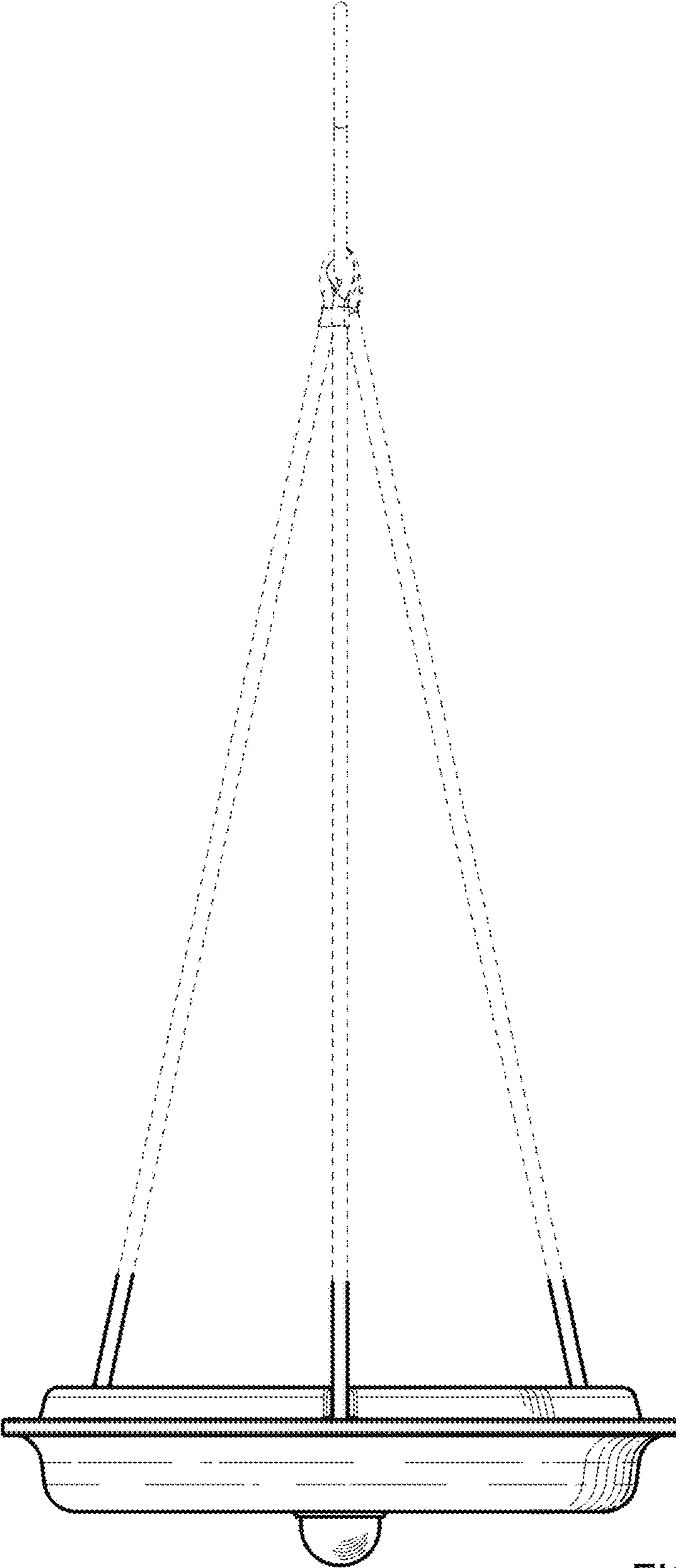


FIG. 4

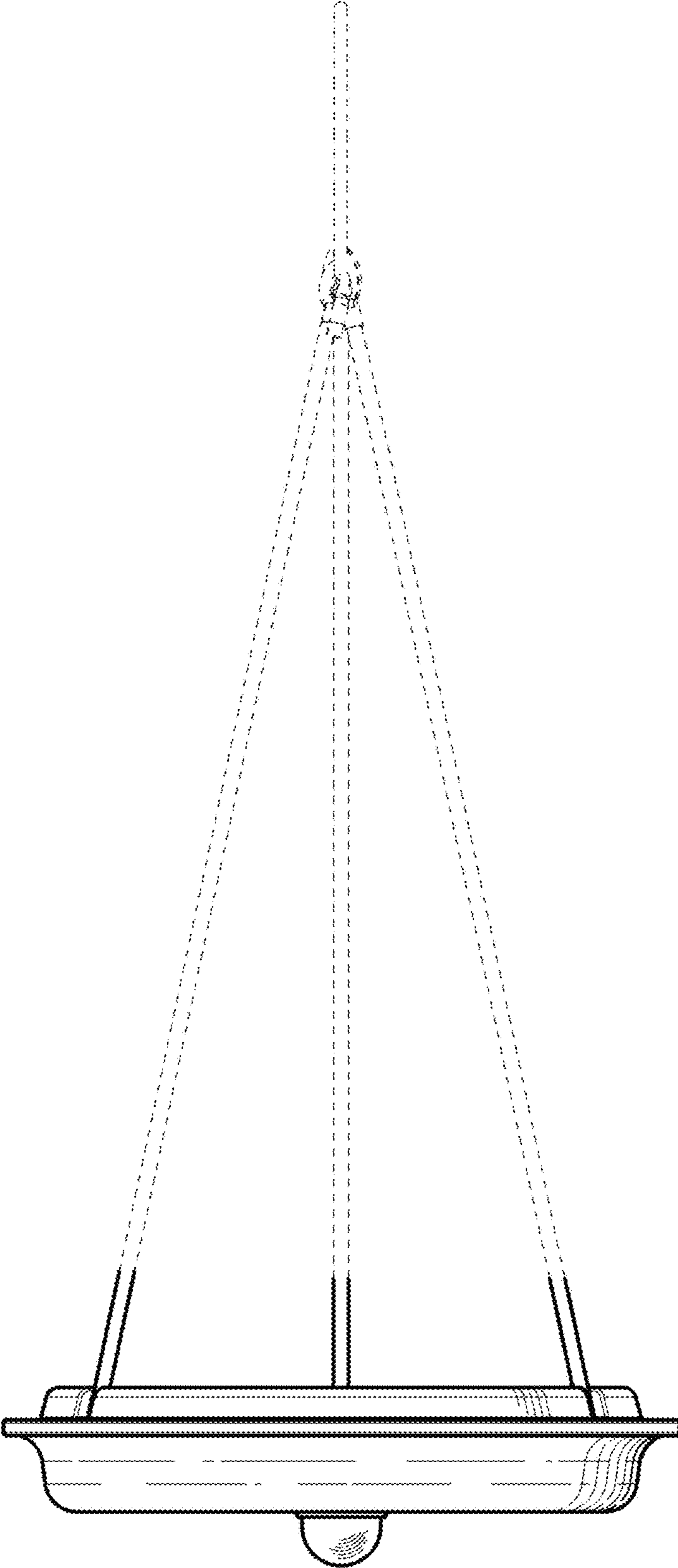


FIG. 5

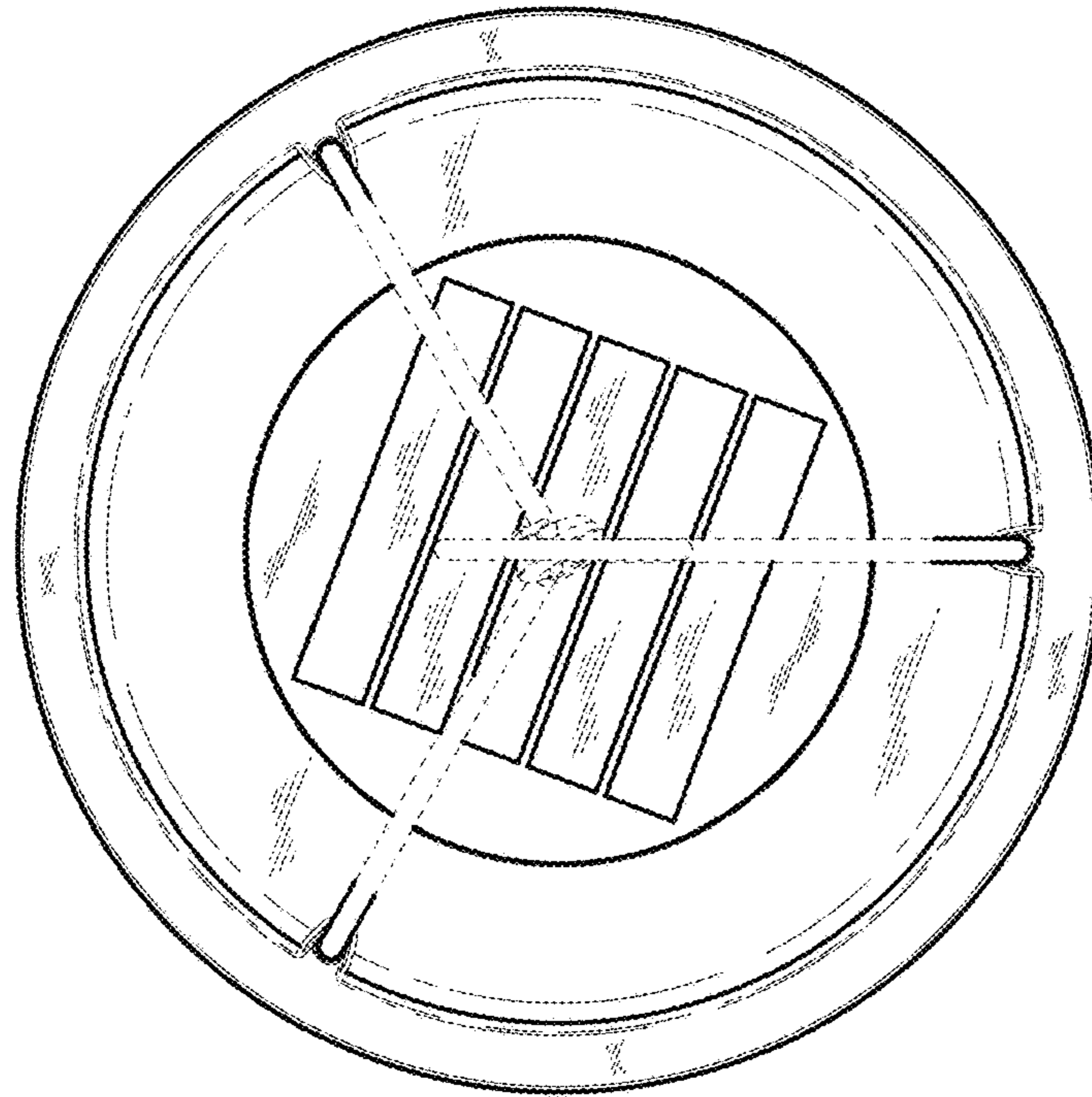


FIG. 6

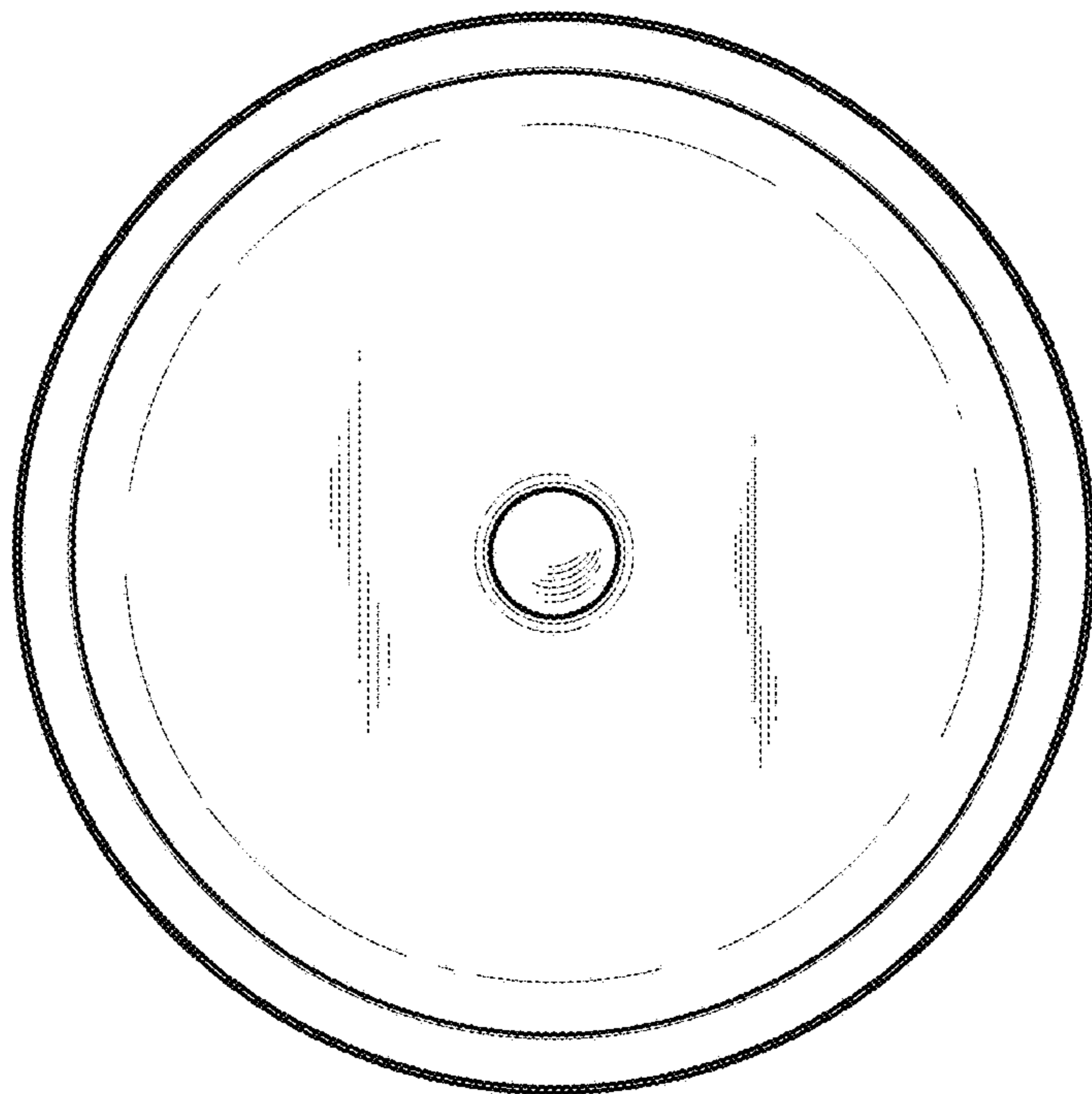


FIG. 7