



US00D861952S

(12) **United States Design Patent**
Goorsenberg

(10) **Patent No.:** **US D861,952 S**

(45) **Date of Patent:** **** Oct. 1, 2019**

(54) **CYLINDER LAMP**

(71) Applicant: **Goorsenberg Beheer B.V.**, Nijmegen (NL)

(72) Inventor: **Hendrikus Wilhelmus Johannes Goorsenberg**, Nijmegen (NL)

(73) Assignee: **Goorsenberg Beheer B.V.**, Nijmegen (NL)

(**) Term: **15 Years**

(21) Appl. No.: **29/657,218**

(22) Filed: **Jul. 20, 2018**

(51) **LOC (12) Cl.** **26-03**

(52) **U.S. Cl.**
USPC **D26/81**; D26/91

(58) **Field of Classification Search**
USPC D26/80, 81, 82, 83, 84, 85, 86, 88, 90, D26/91
CPC F21S 8/03; F21S 8/04; F21S 8/043; F21S 8/046; F21S 8/06; F21S 8/061; F21S 8/063; F21S 8/065; F21S 8/068
See application file for complete search history.

(56) **References Cited**

U.S. PATENT DOCUMENTS

D80,638 S *	3/1930	Rosenblatt	D26/81
D236,999 S *	9/1975	Tongson et al.	F21S 8/065 362/360
5,645,343 A *	7/1997	Rinehimer	F21S 8/065 362/235
D438,327 S *	2/2001	Chelf	D26/80
D604,452 S *	11/2009	Smith	D26/118
D604,886 S *	11/2009	Rugee	F21V 1/146 D26/81
D605,810 S *	12/2009	Rugee	F21S 8/065 D26/84
D777,365 S *	1/2017	Goorsenberg	D26/88

D793,611 S *	8/2017	Goorsenberg	D26/88
D794,861 S *	8/2017	Goorsenberg	D26/84
D810,988 S *	2/2018	Pan	D26/88
2009/0213581 A1 *	8/2009	Gauger	F21S 8/065 362/161
2014/0078756 A1 *	3/2014	Tuttle	F21V 1/146 362/382

OTHER PUBLICATIONS

Rustic State Set of 2 Industrial Vintage Style Metal Wire Cylinder Light cage, date first available at amazon.com—Mar. 21, 2016. (Year: 2016).*

Mesh Pendant by Francisco Gomez Paz for Luceplan. From lumens.com visited May 8, 2019. (Year: 2019).*

Raimond LED Suspension by Raimond Puts for Moooi. From lumens.com visited May 8, 2019. (Year: 2019).*

Coppelia Chandelier by Arihiro Miyake for Moooi. From lumens.com visited May 8, 2019. (Year: 2019).*

* cited by examiner

Primary Examiner — Clare E Heflin
(74) *Attorney, Agent, or Firm* — N.V. Nederlandsch Octrooibureau; Catherine A. Shultz; Tamara C. Stegmann

(57) **CLAIM**

The ornamental design for a cylinder lamp, as shown and described.

DESCRIPTION

FIG. 1 is a perspective view from the top side of the cylinder lamp in accordance with the present invention;
FIG. 2 is a side view thereof;
FIG. 3 is a side view thereof rotated 90 degrees from the view in FIG. 2;
FIG. 4 is a perspective view from the bottom side thereof;
and,
FIG. 5 is a first end view thereof.

1 Claim, 5 Drawing Sheets

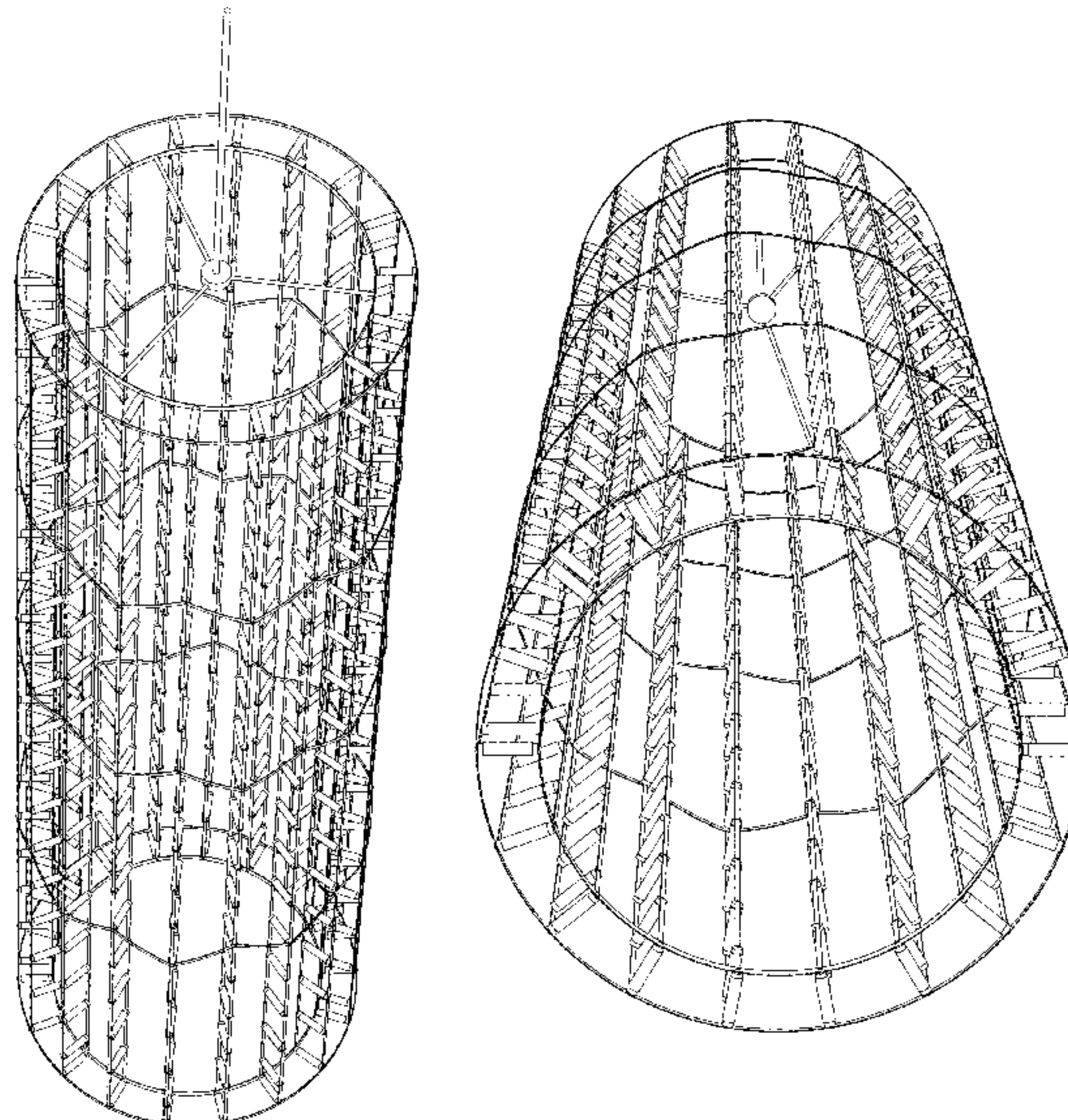


Fig. 1

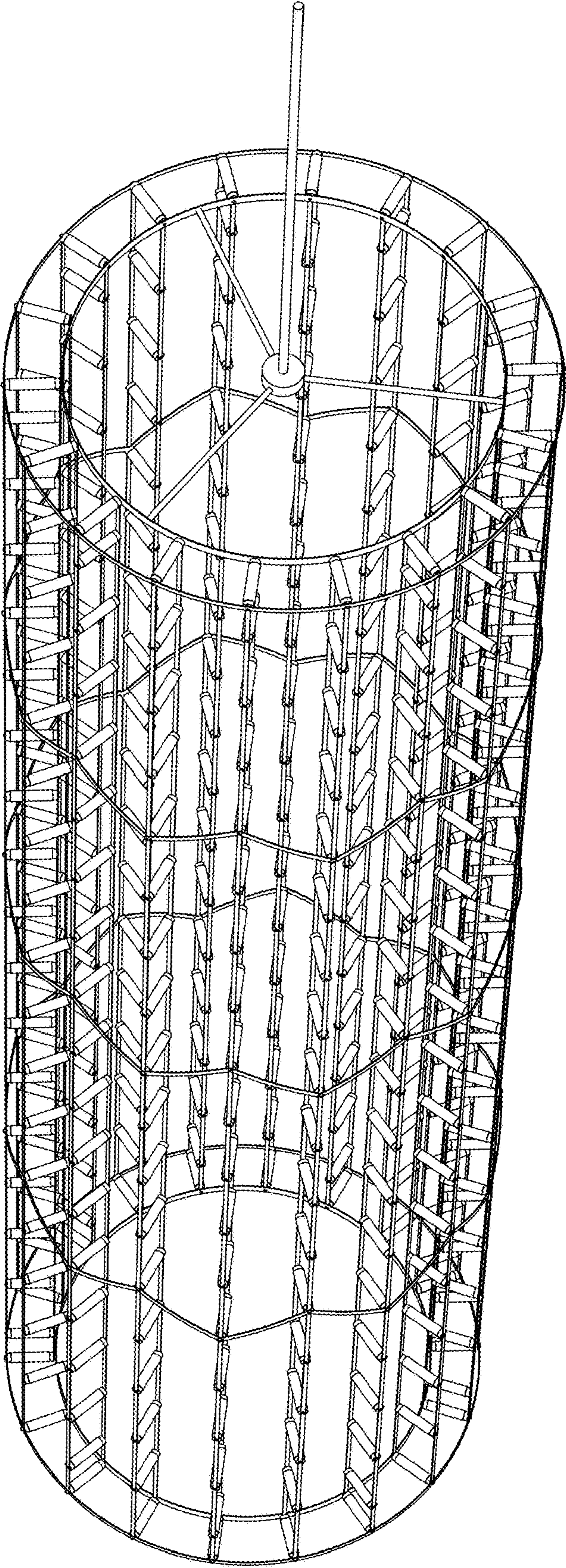


Fig. 2




Fig. 3

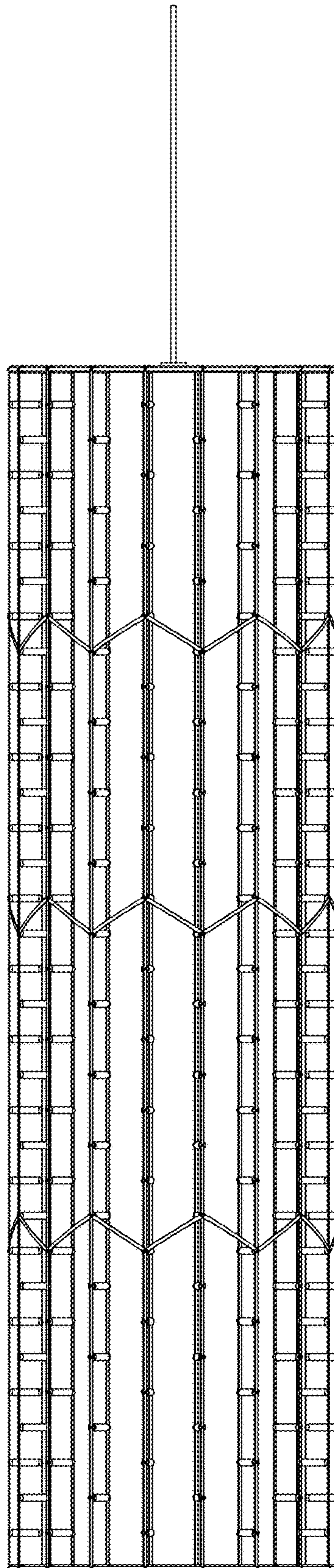


Fig. 4

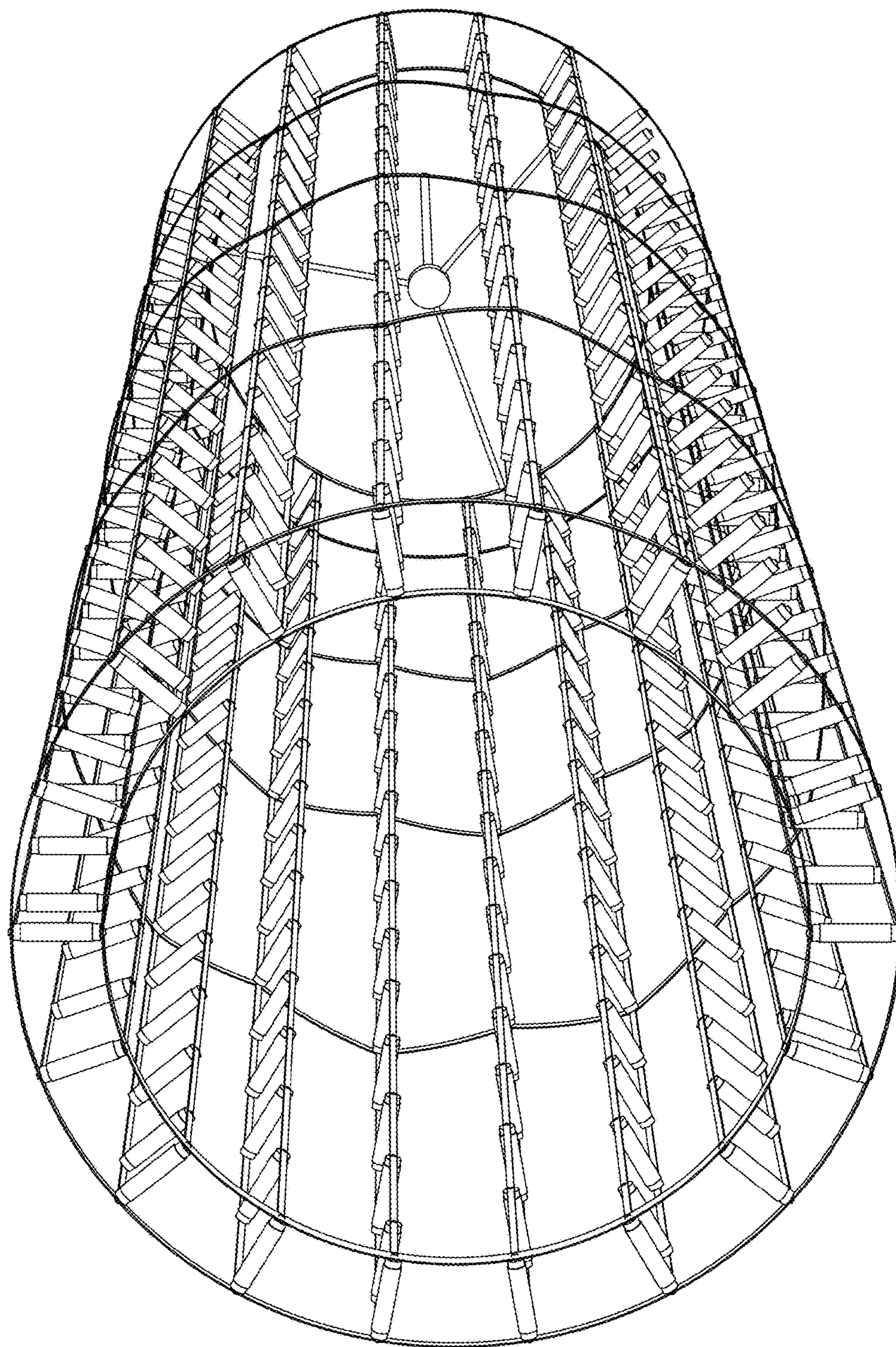


Fig. 5

