



US00D861944S

(12) **United States Design Patent**
Wu

(10) **Patent No.:** **US D861,944 S**

(45) **Date of Patent:** **** Oct. 1, 2019**

(54) **BOOK LIGHT**

(71) Applicant: **Meihua Wu**, Shenzhen (CN)

(72) Inventor: **Meihua Wu**, Shenzhen (CN)

(**) Term: **15 Years**

(21) Appl. No.: **29/691,059**

(22) Filed: **May 14, 2019**

(51) **LOC (12) Cl.** **26-03**

(52) **U.S. Cl.**
USPC **D26/60**

(58) **Field of Classification Search**
USPC D26/1, 24, 60, 61, 62, 72, 93, 106, 118,
D26/107
CPC F21S 6/00; F21S 6/002; F21S 6/003; F21S
6/004; F21S 6/005; F21S 6/006; F21S
6/007; F21V 21/02; F21V 21/088; F21W
2121/00; F21W 2131/30
See application file for complete search history.

(56) **References Cited**

U.S. PATENT DOCUMENTS

D498,322 S	*	11/2004	Schnell	D26/60
D529,651 S	*	10/2006	Chan	D26/60
D544,124 S	*	6/2007	Chan	D26/60
D590,533 S	*	4/2009	Li	D26/60

D636,918 S	*	4/2011	Nelson	D26/61
D642,312 S	*	7/2011	Rothman	D26/60
D648,883 S	*	11/2011	Levine	D26/60
D744,143 S		11/2015	Bobel		
D766,479 S		9/2016	Lancet		
D788,962 S	*	6/2017	Edgar	D26/60
D824,580 S	*	7/2018	Hu	D26/60
D838,887 S		1/2019	Su		

* cited by examiner

Primary Examiner — Brian N. Vinson


(57) **CLAIM**

The ornamental design for a book light, as shown and described.

DESCRIPTION

FIG. 1 is a first perspective view of a book light showing my design;
FIG. 2 is a second perspective view thereof;
FIG. 3 is a front view thereof;
FIG. 4 is a back view thereof;
FIG. 5 is a left side view thereof;
FIG. 6 is a right side view thereof;
FIG. 7 is a top view thereof; and,
FIG. 8 is a bottom view thereof.
The broken lines shown in the drawings depict portions of the book light in which the design is embodied that form no part of the claimed design.

1 Claim, 8 Drawing Sheets



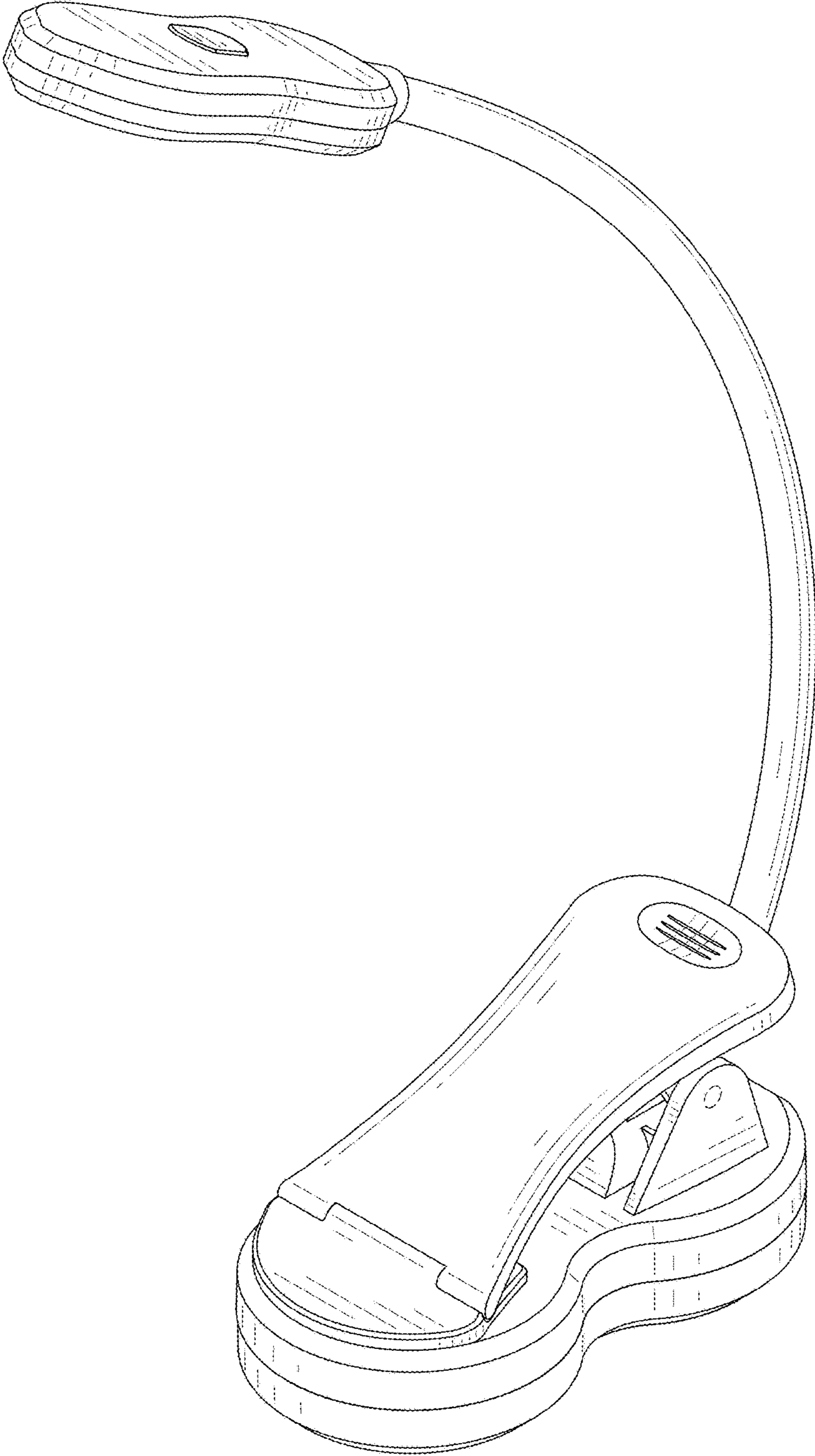


FIG. 1

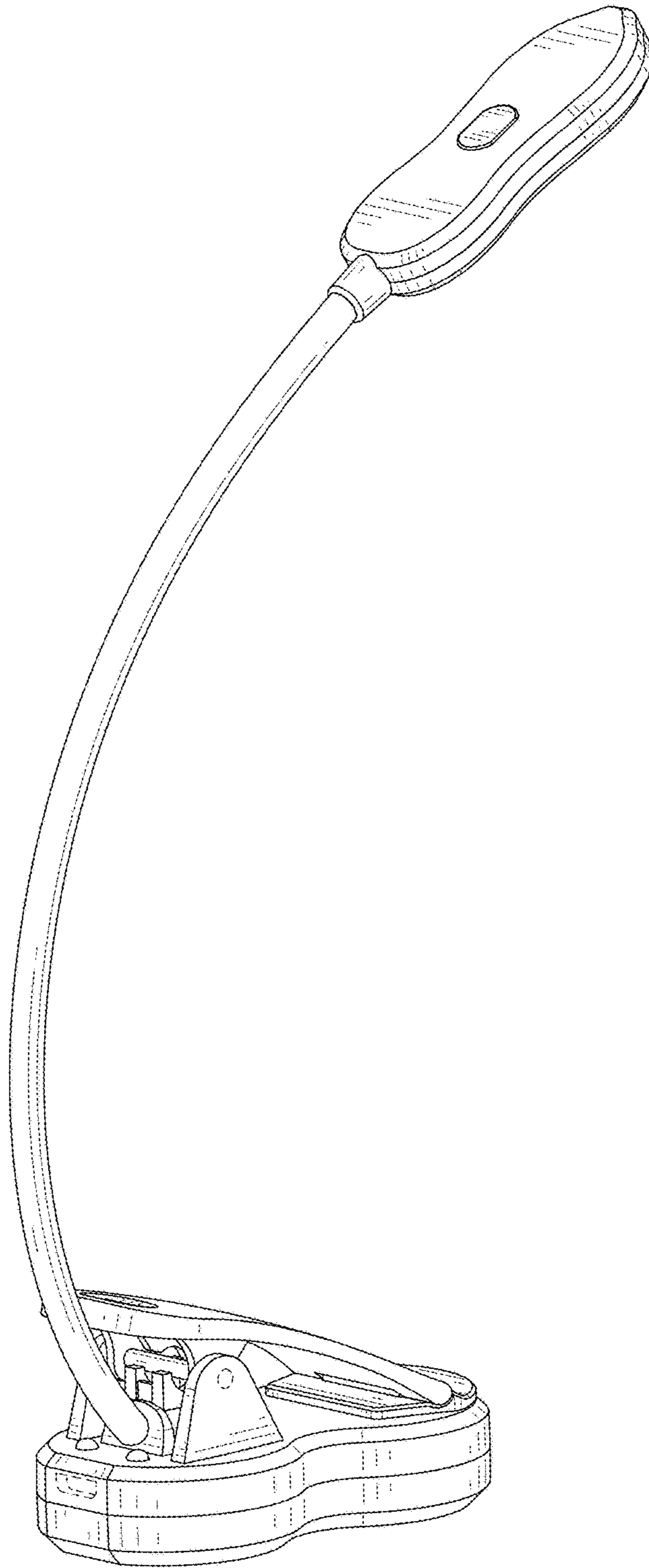


FIG. 2

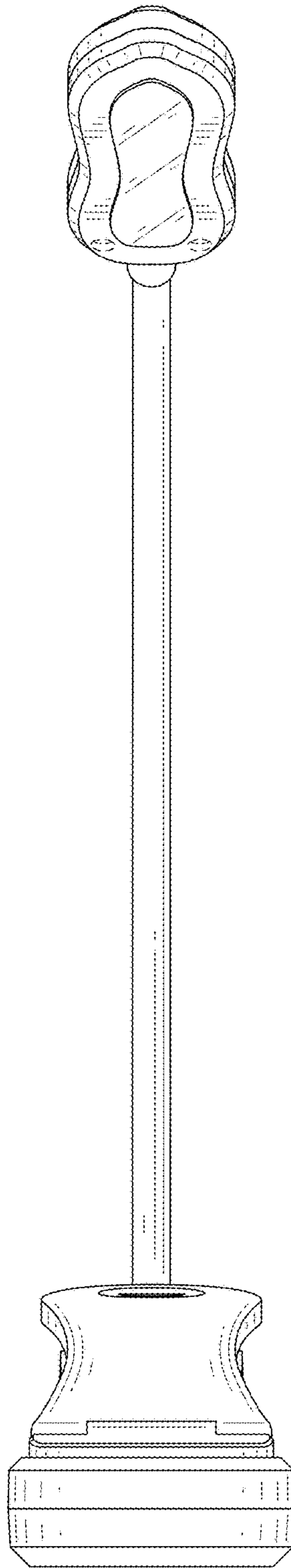


FIG. 3

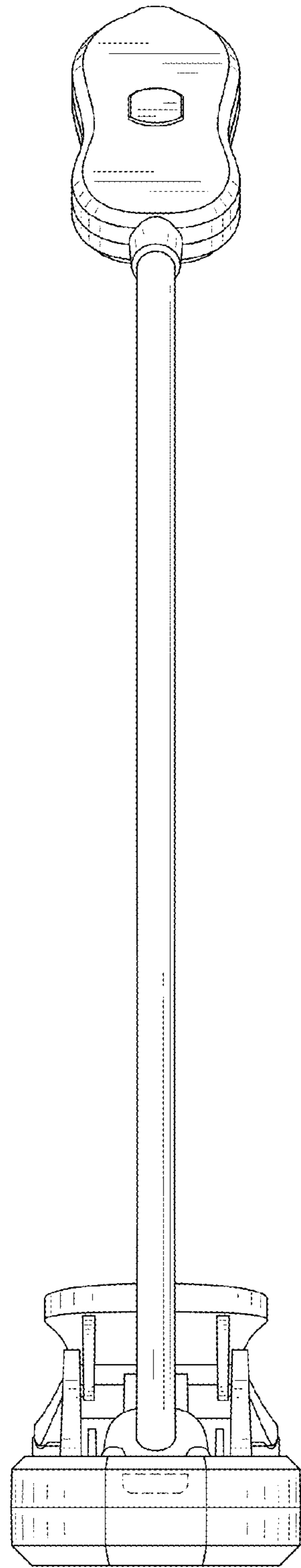


FIG. 4




FIG. 5




FIG. 6

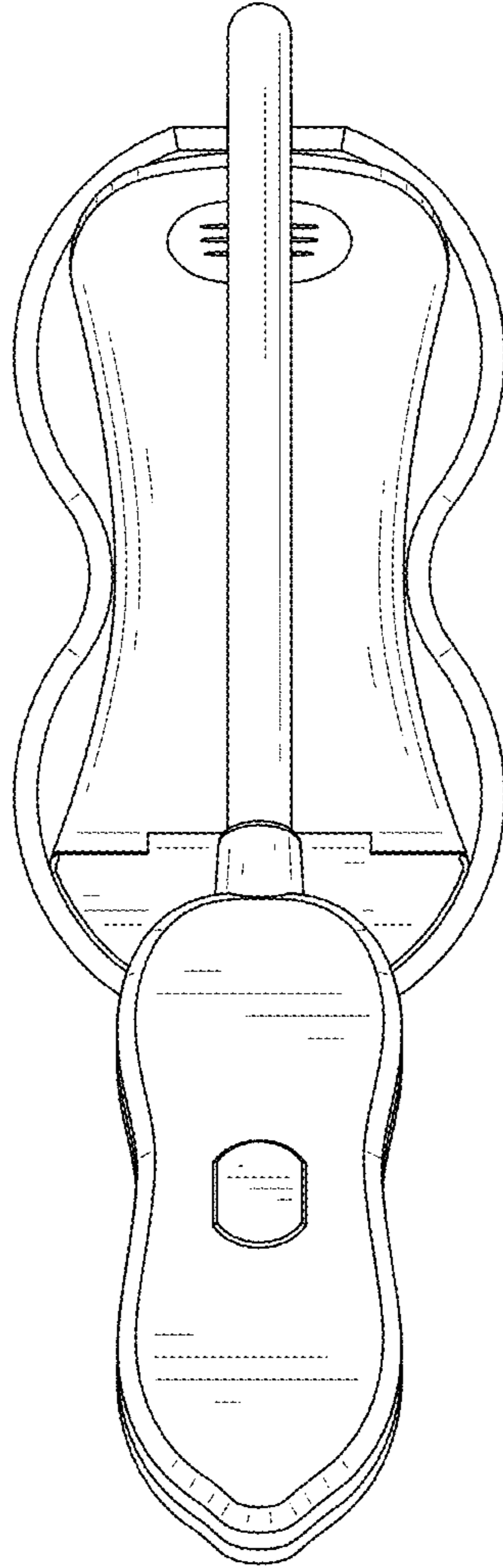


FIG. 7

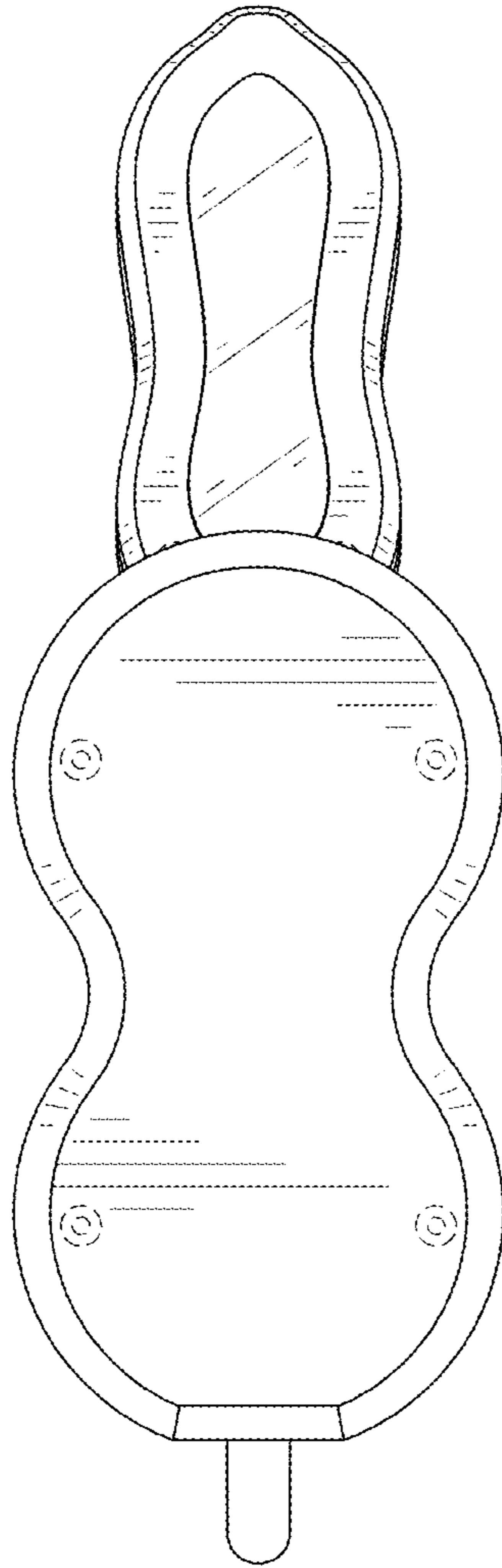


FIG. 8