



US00D861943S

(12) **United States Design Patent**
Chen

(10) **Patent No.:** **US D861,943 S**

(45) **Date of Patent:** **** Oct. 1, 2019**

(54) **RECHARGEABLE LIGHT FOR PLACEMENT
IN A BOTTLE**

D793,595 S * 8/2017 Lesperance D26/37
D848,041 S * 5/2019 Kang D26/37

(71) Applicant: **Yuzhao Chen**, Guangdong (CN)

* cited by examiner

(72) Inventor: **Yuzhao Chen**, Guangdong (CN)

Primary Examiner — Brian N. Vinson

(**) Term: **15 Years**

(74) *Attorney, Agent, or Firm* — John L. Sotomayor

(21) Appl. No.: **29/630,766**

(22) Filed: **Dec. 22, 2017**

(51) **LOC (12) Cl.** **26-03**

(52) **U.S. Cl.**
USPC **D26/51**

(58) **Field of Classification Search**

USPC D26/37, 51, 93, 76, 85
CPC F21L 2003/00; F21L 4/00; F21L 4/005;
F21L 4/02; F21L 4/025; F21L 4/027;
F21L 4/04; F21L 4/08; F21L 2005/00;
F21L 7/00; F21L 11/00; F21L 13/00;
F21L 13/04; F21L 13/08; F21L 14/02;
F21L 17/00; F21L 19/00; F21L 25/00

See application file for complete search history.

(56) **References Cited**

U.S. PATENT DOCUMENTS

D753,856 S * 4/2016 Iwaki D26/37
D787,728 S * 5/2017 Wing D26/37


(57) **CLAIM**

The ornamental design for rechargeable light for placement in a bottle, as shown and described.

DESCRIPTION

FIG. 1 is a perspective view of a rechargeable light for placement in a bottle embodying the new design;
FIG. 2 is a front view thereof;
FIG. 3 is a back view thereof;
FIG. 4 is a left side view thereof;
FIG. 5 is a right side view thereof;
FIG. 6 is a top view thereof;
FIG. 7 is a bottom view thereof; and,
FIG. 8 is a view of the top portion and bottom portion of a rechargeable light for placement in a bottle as assembled.

1 Claim, 5 Drawing Sheets






FIG. 1




FIG. 2




FIG. 3


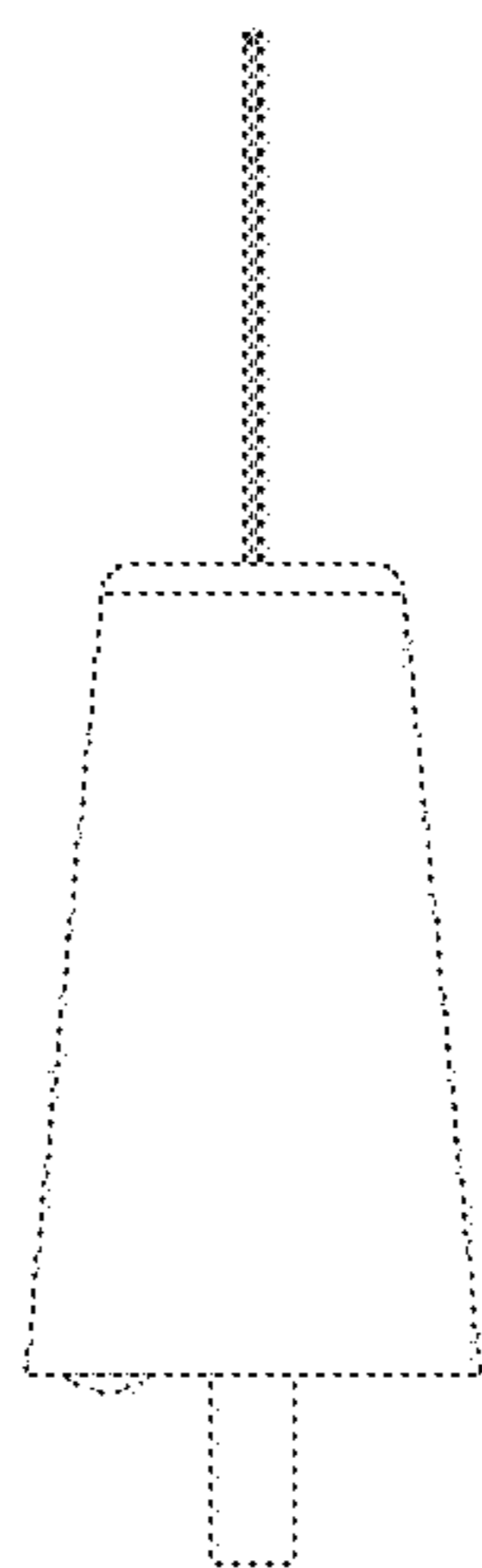


FIG. 4


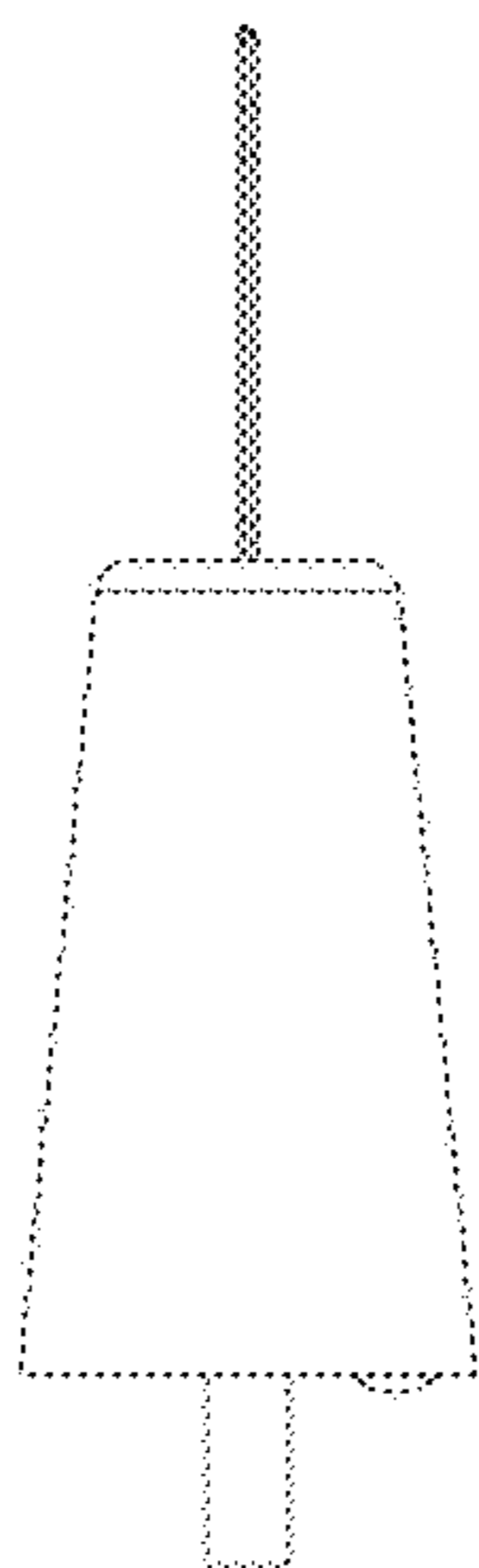


FIG. 5




FIG. 6

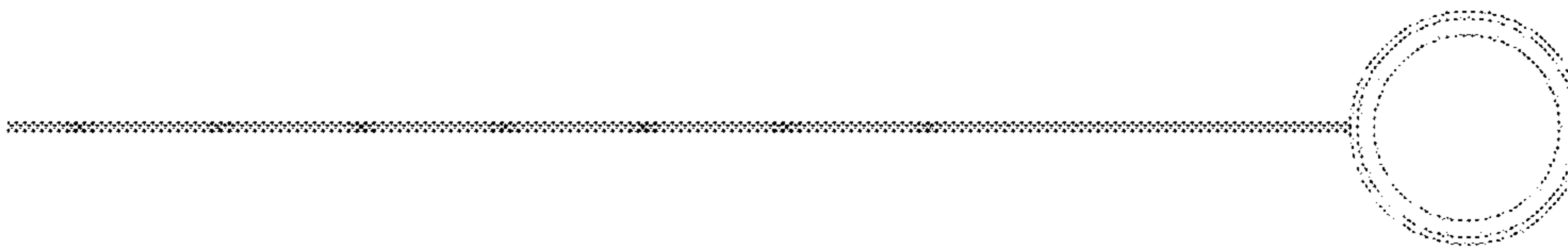


FIG. 7

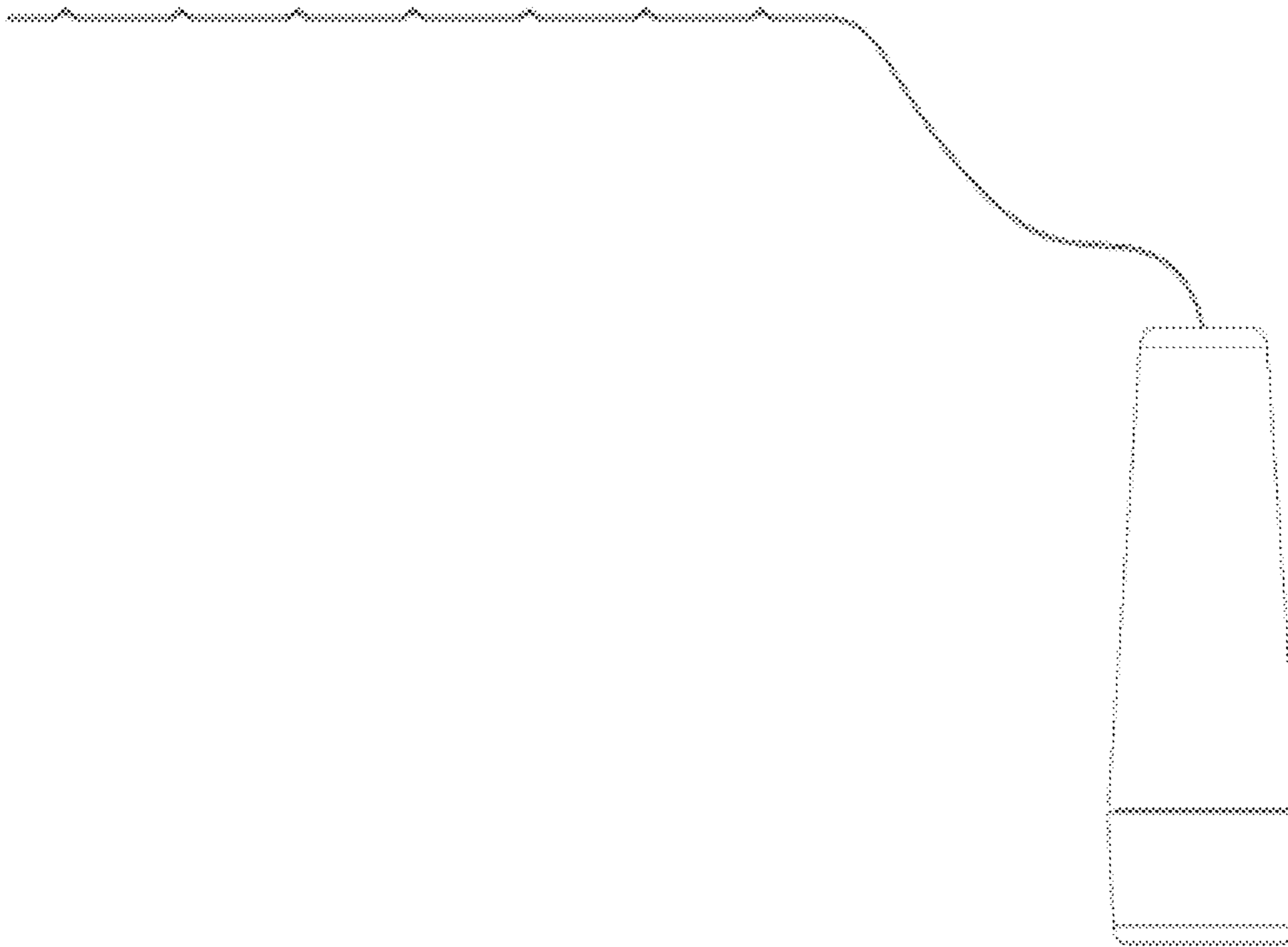


FIG. 8