



US00D861942S

(12) **United States Design Patent** (10) **Patent No.:** **US D861,942 S**  
**Maier et al.** (45) **Date of Patent:** **\*\* Oct. 1, 2019**

(54) **LAMP**

(71) Applicant: **SATA GmbH & Co. KG**,  
Kornwestheim (DE)  
(72) Inventors: **Norbert Maier**, Allmersbach i.T. (DE);  
**Christoph Könnecke**, Frankfurt (DE);  
**Roman Schnabler**, Rodenbach (DE)

(73) Assignee: **SATA GMBH & CO. KG**,  
Kornwestheim (DE)

(\*\*) Term: **15 Years**

(21) Appl. No.: **29/594,323**

(22) Filed: **Feb. 17, 2017**

(30) **Foreign Application Priority Data**

Aug. 19, 2016 (EM) ..... 003347012

(51) **LOC (12) Cl.** ..... **26-02**

(52) **U.S. Cl.**  
USPC ..... **D26/45**

(58) **Field of Classification Search**  
USPC ..... D26/37-51  
CPC ..... F21L 2003/00; F21L 4/00; F21L 4/005;  
F21L 4/02; F21L 4/025; F21L 4/027;  
F21L 4/04; F21L 4/08; F21L 2005/00;  
F21L 7/00; F21L 11/00; F21L 13/00;  
F21L 13/04; F21L 13/08; F21L 14/02;  
F21L 17/00; F21L 19/00  
See application file for complete search history.

(56) **References Cited**

**U.S. PATENT DOCUMENTS**

D375,570 S \* 11/1996 Hayakawa ..... D26/44  
D387,456 S \* 12/1997 Zurwelle ..... D26/46  
D405,552 S \* 2/1999 Howard ..... D26/44  
D413,994 S \* 9/1999 Clowers ..... D26/44  
D422,730 S \* 4/2000 Byler ..... D26/44  
D427,346 S \* 6/2000 Schoen ..... D26/45

D427,697 S \* 7/2000 Brazell ..... D26/42  
D428,175 S \* 7/2000 Lynch ..... D26/44  
D446,591 S \* 8/2001 Shing ..... D26/45  
D479,351 S \* 9/2003 Ashfield ..... D26/44  
D487,810 S \* 3/2004 Kingston ..... D26/44  
D507,371 S \* 7/2005 Heun ..... D26/44  
D523,161 S \* 6/2006 Hussaini ..... D26/42

(Continued)

**FOREIGN PATENT DOCUMENTS**

EM 003346386 8/2016  
EM 003346394 8/2016

**OTHER PUBLICATIONS**

For Design U.S. Appl. No. 29/594,328: Office Action dated Oct. 19, 2017 Response dated Jan. 19, 2018 Ex Parte Quayle Action dated Jan. 8, 2019.

(Continued)

*Primary Examiner* — Lakiya G Rogers

*Assistant Examiner* — Carissa C Fitts

(74) *Attorney, Agent, or Firm* — Paul D. Bianco; Fleit  
Gibbons Gutman Bongini & Bianco PL

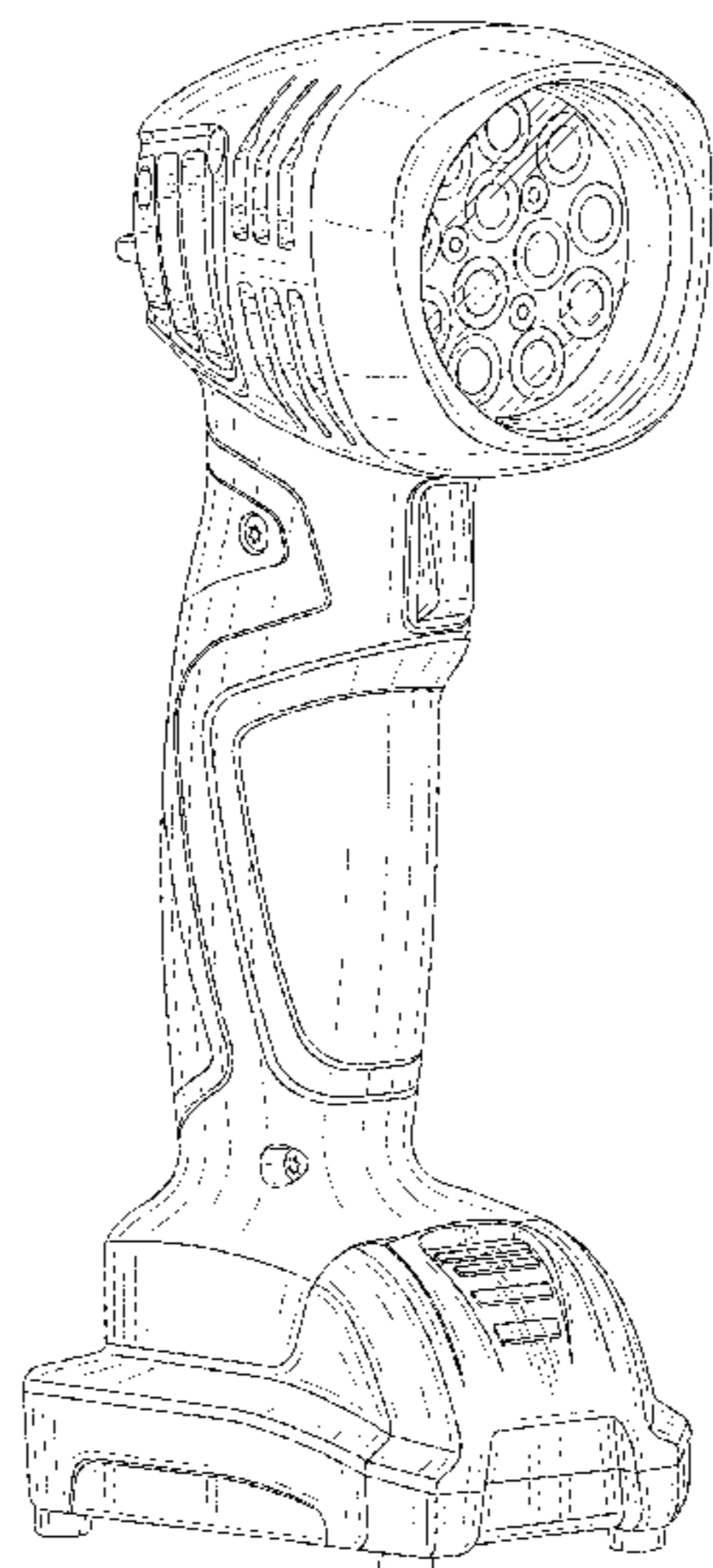
(57) **CLAIM**

The ornamental design for a lamp, as shown and described.

**DESCRIPTION**

FIG. 1 is a perspective view of a lamp according to the present invention;  
FIG. 2 is a first side view of the lamp of FIG. 1;  
FIG. 3 is a front view of the lamp of FIG. 1;  
FIG. 4 is a second side view of the lamp of FIG. 1;  
FIG. 5 is a back view of the lamp of FIG. 1;  
FIG. 6 is a top view of the lamp of FIG. 1; and,  
FIG. 7 is a bottom view of the lamp of FIG. 1.  
The broken lines show unclaimed portions of the lamp and form no part of the claimed design.

**1 Claim, 6 Drawing Sheets**



(56)

**References Cited**

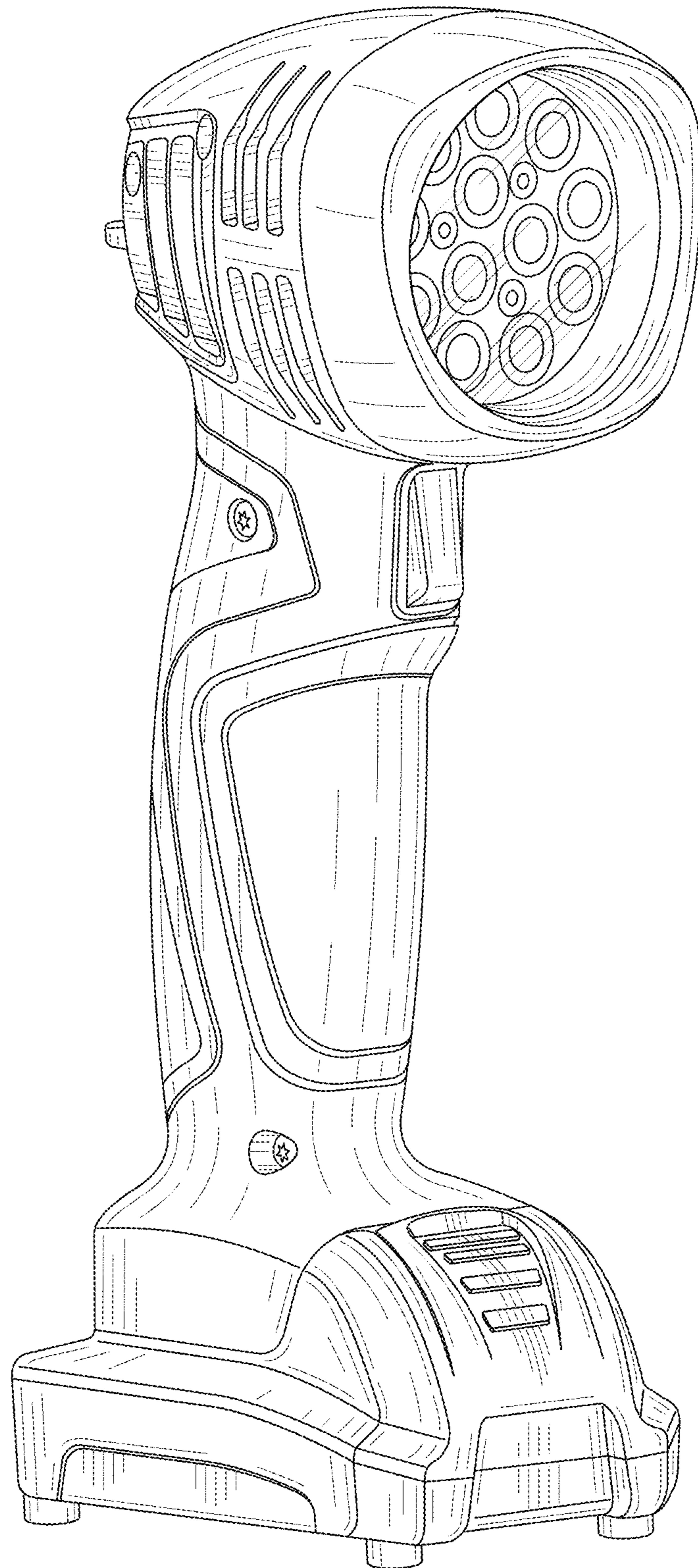
U.S. PATENT DOCUMENTS

D539,457 S *	3/2007	Kokawa .....	D26/42
D552,279 S *	10/2007	Osiecki .....	D26/44
D553,775 S *	10/2007	Lobert .....	D26/42
D563,005 S *	2/2008	Oles .....	D26/44
D599,925 S *	9/2009	Kingston .....	D26/44
D599,926 S *	9/2009	Schoch .....	D26/45
D662,241 S *	6/2012	Tschopp .....	D26/45
D687,582 S *	8/2013	Kawase .....	D26/44
D719,424 S *	12/2014	Okuda .....	D8/14.1

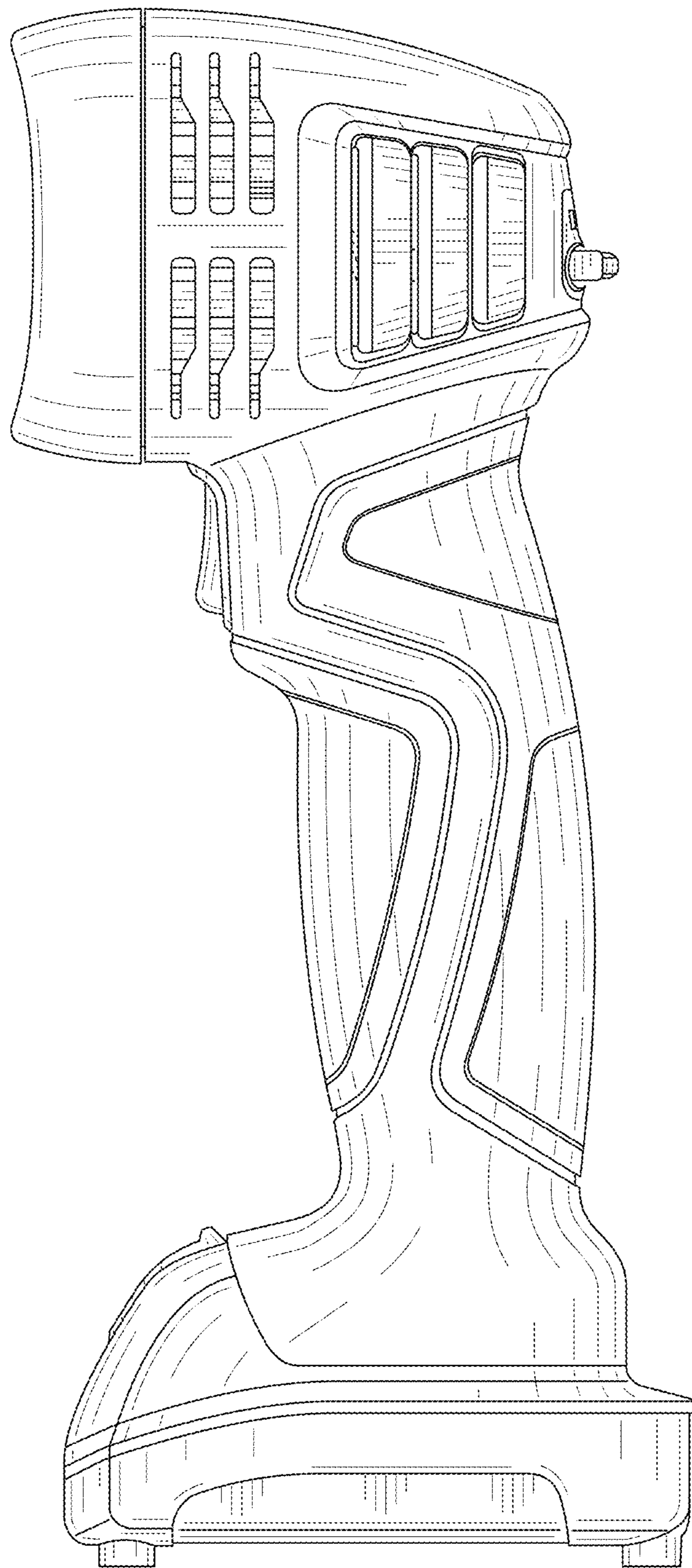
OTHER PUBLICATIONS

For Design U.S. Appl. No. 29/594,326: Office Action dated Oct. 20, 2017 Response dated Jan. 22, 2018.

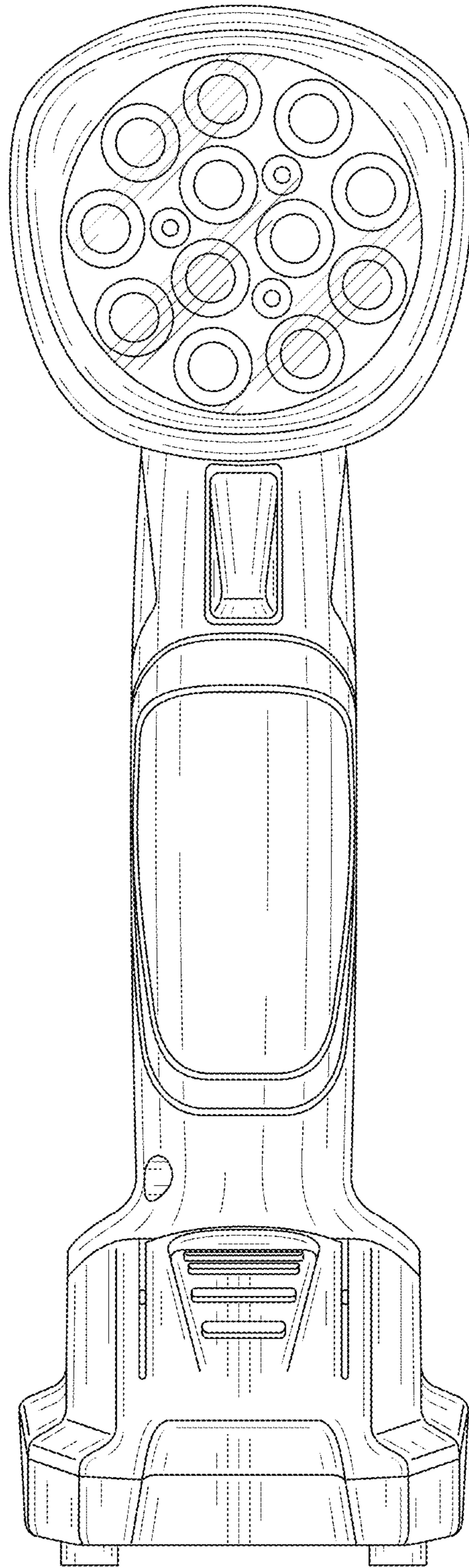
\* cited by examiner



**FIG. 1**



**FIG. 2**



**FIG. 3**

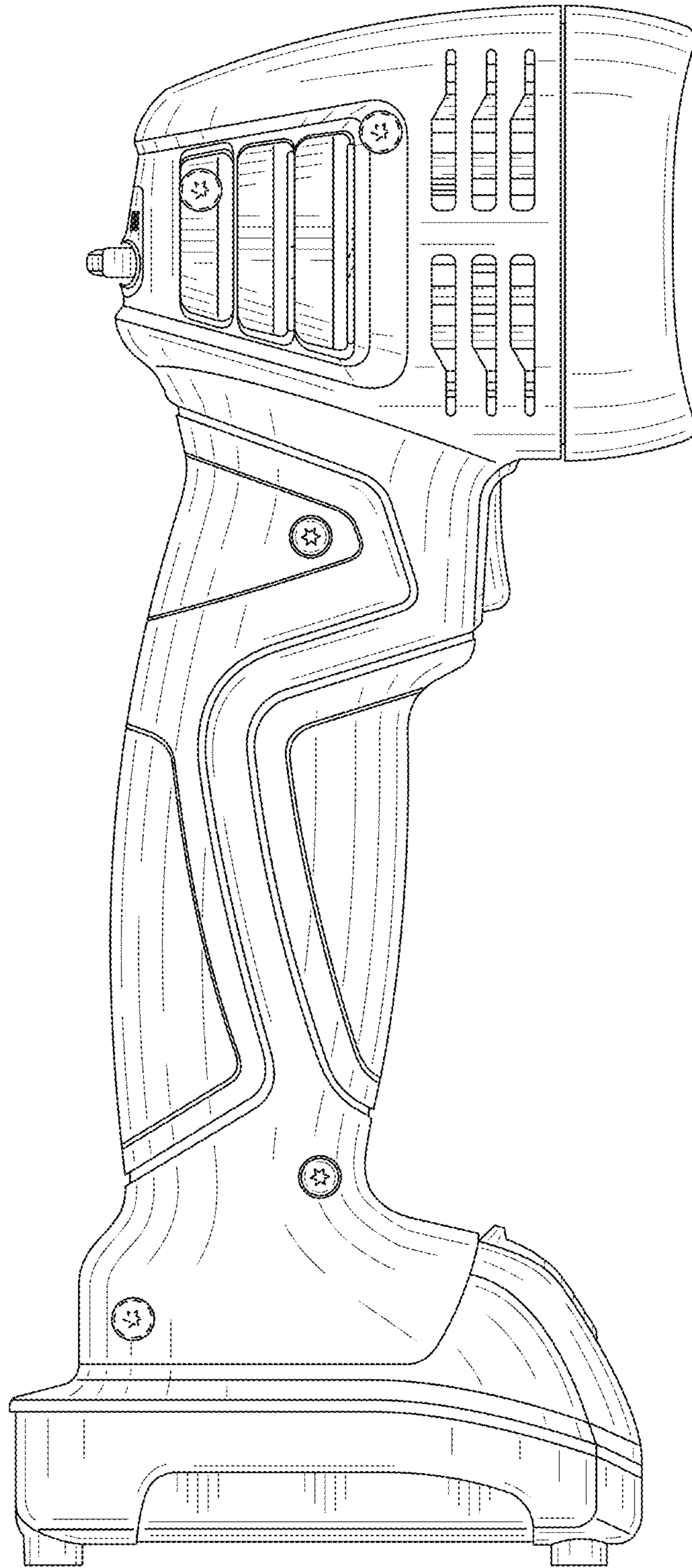
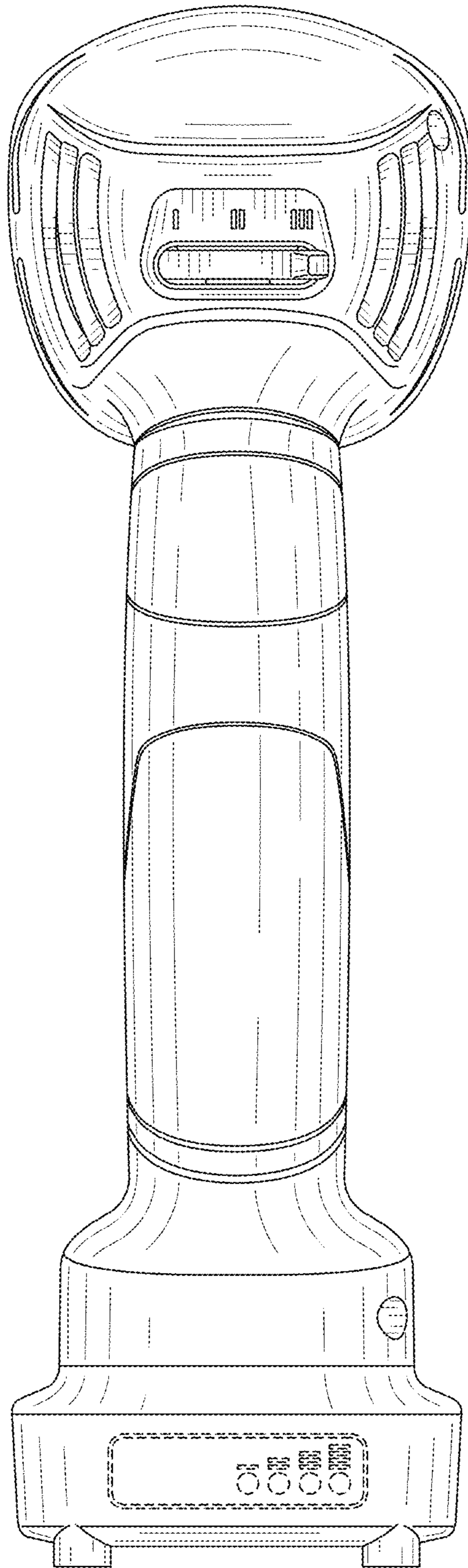
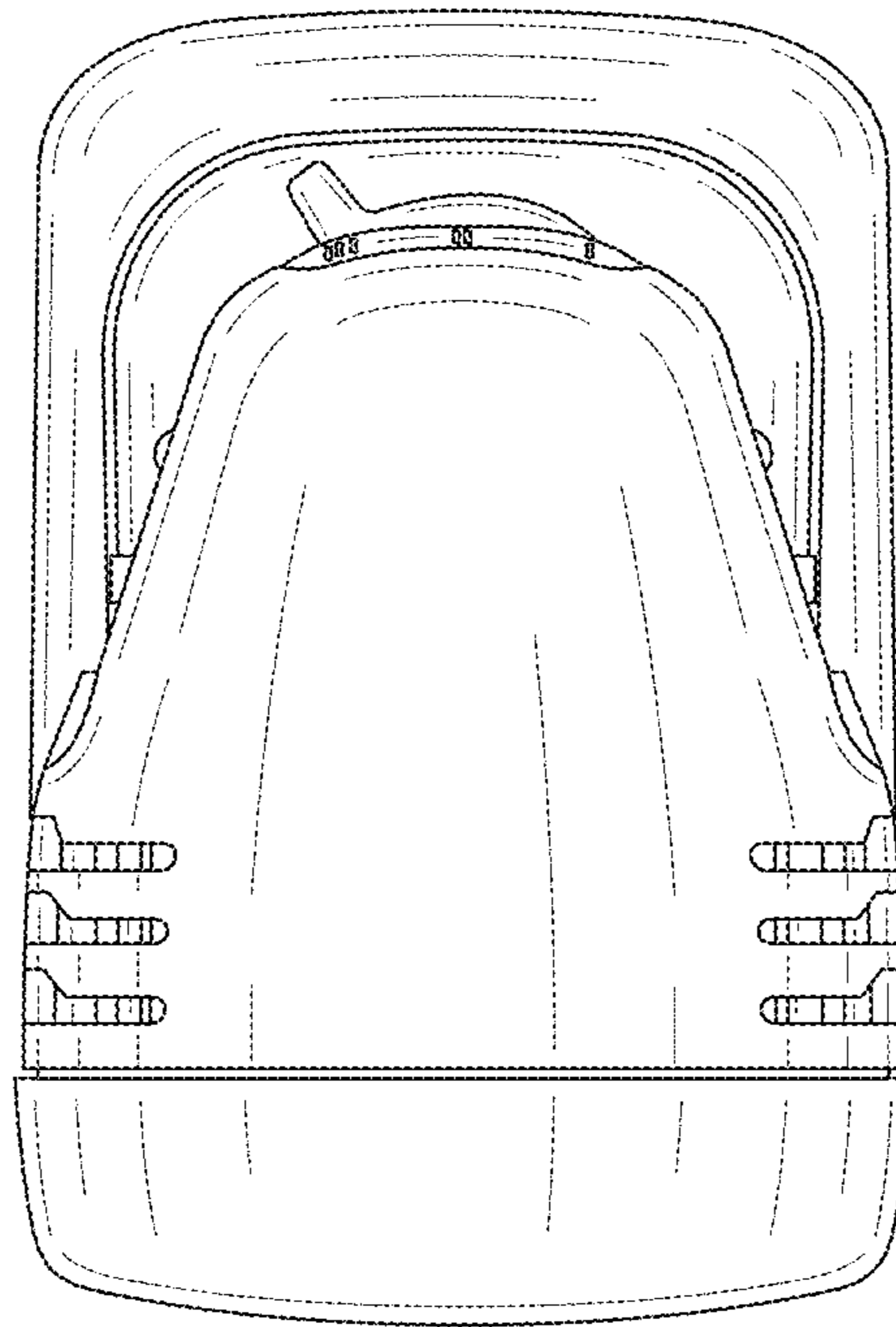


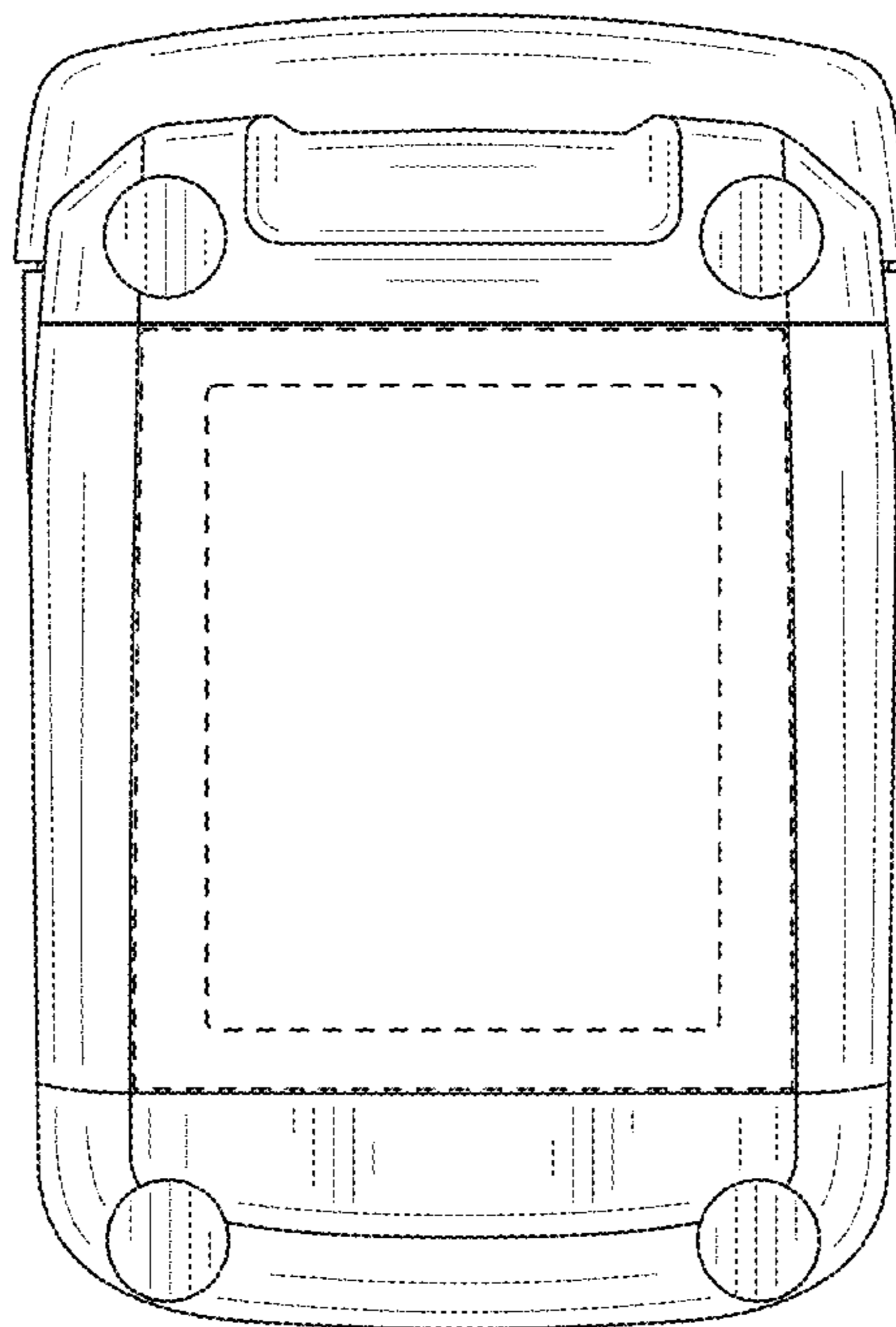
FIG. 4



**FIG. 5**



**FIG. 6**



**FIG. 7**