



US00D861932S

(12) **United States Design Patent**
Munakata

(10) **Patent No.:** **US D861,932 S**
(45) **Date of Patent:** **** Oct. 1, 2019**

(54) **REAR COMBINATION LAMP FOR
AUTOMOBILE**

(71) Applicant: **Nissan Motor Co., Ltd.**, Yokohama,
Kanagawa (JP)

(72) Inventor: **Kenichi Munakata**, Tokyo (JP)

(73) Assignee: **Nissan Motor Co., Ltd.**, Yokohama
(JP)

(**) Term: **15 Years**

(21) Appl. No.: **29/628,920**

(22) Filed: **Dec. 8, 2017**

(30) **Foreign Application Priority Data**

Jun. 9, 2017 (JP) 2017-012420

(51) **LOC (12) Cl.** **26-06**

(52) **U.S. Cl.**
USPC **D26/28**

(58) **Field of Classification Search**
USPC D12/86, 90-92, 114, 163, 169, 171-173,
D12/181, 190, 196, 197, 199, 400;
D26/28-36

CPC ... B62J 6/02; B62J 6/00; B60Q 3/0279; F21S
48/00; F21S 48/10; F21S 48/115; F21S
48/225; F21S 48/1233; F21S 48/1266;
F21S 48/1388; F21S 48/2268; F21V
21/04

See application file for complete search history.

(56) **References Cited**

U.S. PATENT DOCUMENTS

D646,815 S * 10/2011 Goplen D26/28
D686,358 S * 7/2013 Morgenstern D26/28
D714,984 S * 10/2014 Lai D26/28
D716,478 S * 10/2014 Loeb D26/28

D737,480 S * 8/2015 Park D26/28
D739,583 S * 9/2015 Forsgren D26/28
D743,063 S * 11/2015 Park D26/28
D760,410 S * 6/2016 Arroba D26/28
D764,691 S * 8/2016 Luk D26/28

(Continued)

Primary Examiner — Philip S Hyder
Assistant Examiner — Cary M Robinson

(57) **CLAIM**

The ornamental design for a rear combination lamp for an automobile, as shown and described.

DESCRIPTION

FIG. 1 is a front elevational view of a rear combination lamp for an automobile in accordance with a first embodiment of my new design;

FIG. 2 is a rear elevational view thereof;

FIG. 3 is a top plan view thereof;

FIG. 4 is a bottom plan view thereof;

FIG. 5 is a left side elevational view thereof;

FIG. 6 is a right side elevational view thereof; and,


FIG. 7 is a front side perspective view thereof.

The rear combination lamp is configured to be mounted to an automobile. The mounting structure and support structure of the rear combination lamp, shown in broken lines in FIGS. 2 to 7, form no part of the claimed design since the mounting structure and support structure are hidden when the rear combination lamp is mounted to the automobile.

In addition, the appearance of the rear side structures of the rear combination lamp as shown in broken lines in FIGS. 2 to 6 is for purpose of illustrating the boundaries of the exterior surface of the rear combination lamp, and forms no part of the claimed design. The rear combination lamp has a front lens that is transparent such that features behind the lens are at least partially visible as illustrated.

A second embodiment of my new design includes the mirror image of the rear combination lamp shown in FIGS. 1 to 7.

1 Claim, 7 Drawing Sheets



(56)

References Cited

U.S. PATENT DOCUMENTS

D767,178 S * 9/2016 Liu D26/28
 D768,894 S * 10/2016 Faghihzadeh D26/28
 D769,485 S * 10/2016 Morikawa D26/28
 D792,621 S * 7/2017 Komuro D26/28
 D792,989 S * 7/2017 Han D26/28
 D803,438 S * 11/2017 Badstuebner D26/28
 D803,439 S * 11/2017 Oh D26/28
 D806,921 S * 1/2018 Ryu D26/28
 D810,974 S * 2/2018 Sato D26/28
 D811,633 S * 2/2018 Gould D26/28
 D812,263 S * 3/2018 Minamiyama D26/28
 D812,264 S * 3/2018 Minamiyama D26/28
 D812,789 S * 3/2018 Dos Santos D26/28
 D822,244 S * 7/2018 Lee D26/28
 D822,862 S * 7/2018 Hannemann D26/28
 D823,504 S * 7/2018 Yoon D26/28
 D824,056 S * 7/2018 Yoon D26/28

D827,886 S * 9/2018 Komuro D26/28
 D827,889 S * 9/2018 Kang D26/35
 D827,928 S * 9/2018 Kang D28/35
 D828,589 S * 9/2018 Hannemann D26/28
 D828,590 S * 9/2018 Hannemann D26/28
 D828,934 S * 9/2018 Baaske D26/28
 D828,935 S * 9/2018 Hochmuth D26/28
 D829,947 S * 10/2018 Jung D26/28
 D829,948 S * 10/2018 Jung D26/28
 D829,949 S * 10/2018 Jung D26/28
 D838,391 S * 1/2019 McMahan D26/28
 D841,843 S * 2/2019 Park D26/28
 D841,845 S * 2/2019 Park D26/28
 D842,507 S * 3/2019 Kim D26/28
 D843,614 S * 3/2019 Whitla D26/28
 D843,617 S * 3/2019 Smith D26/28
 D844,184 S * 3/2019 Whitla D26/28
 D844,190 S * 3/2019 Nordmann D26/28
 D844,192 S * 3/2019 Nordmann D26/28

* cited by examiner



FIG. 1




FIG. 2

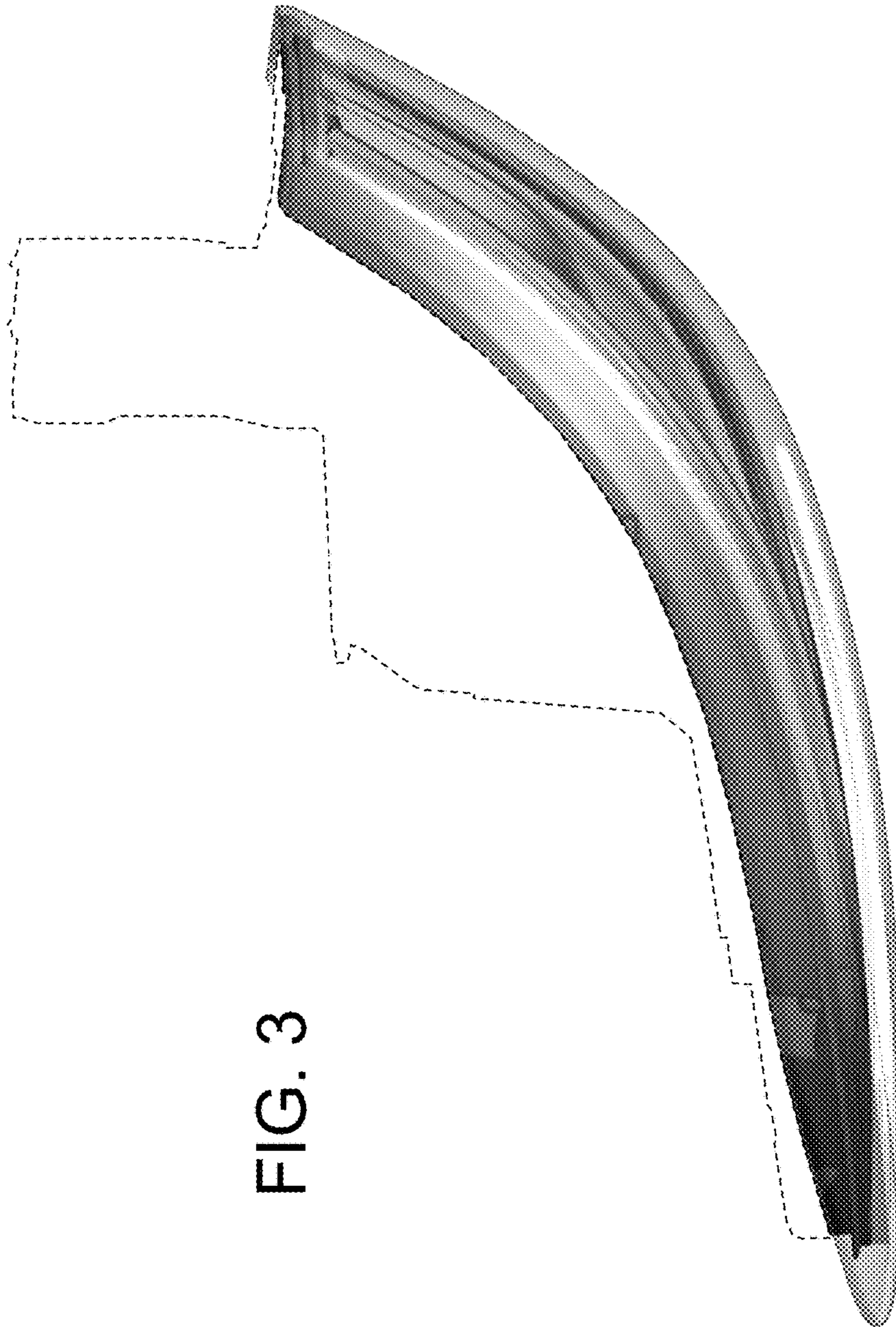


FIG. 3

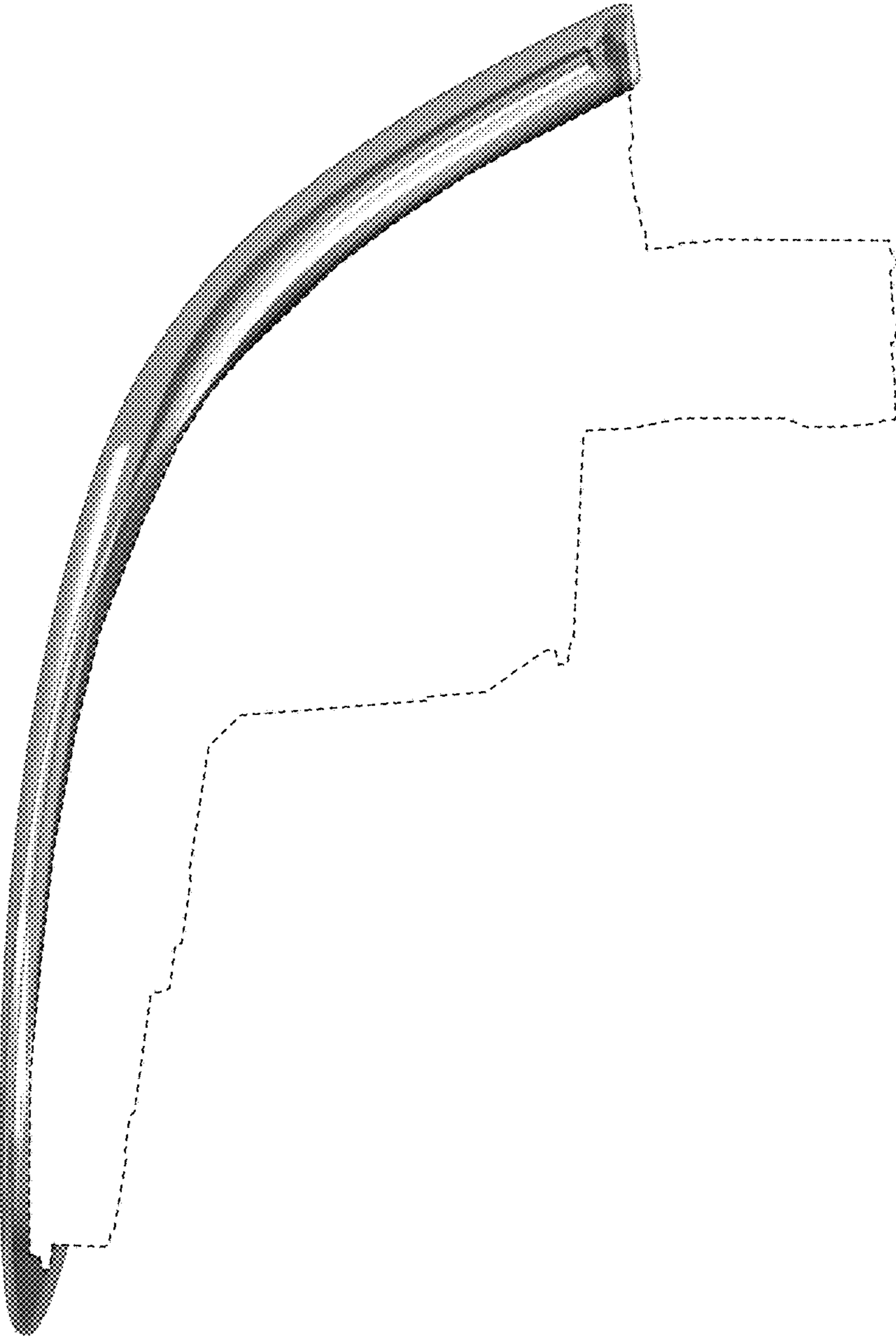


FIG. 4

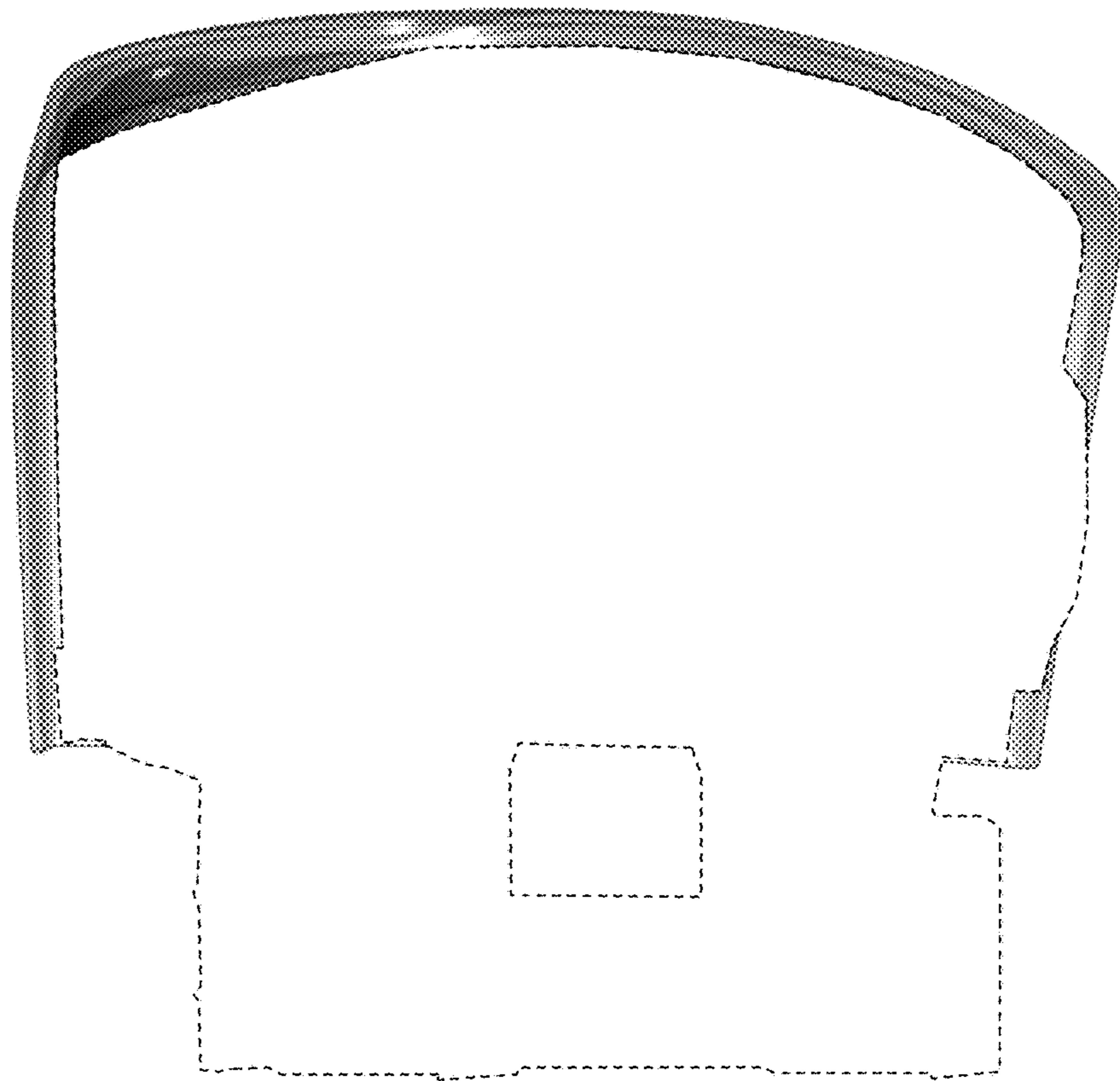


FIG. 5




FIG. 6




FIG. 7