



US00D861916S

(12) **United States Design Patent**
Gomes

(10) **Patent No.:** **US D861,916 S**
(45) **Date of Patent:** **** Oct. 1, 2019**

(54) **CORNER PIECE FOR REDUCING CRACKS
IN STUCCO**

5,699,638 A	12/1997	Maylon	
5,820,958 A	10/1998	Swallow	
6,131,867 A *	10/2000	Mallek	E06B 9/00 248/261
6,231,949 B1	5/2001	Hoffmann	
D446,319 S *	8/2001	Rubenacker	D25/199
6,470,637 B2 *	10/2002	Gratz	E06B 7/00 206/453
6,601,361 B2	8/2003	Seibert	
D481,304 S *	10/2003	Drake	D8/403
D560,485 S *	1/2008	Lavelle	D8/402

(Continued)

(71) Applicant: **Harold Furtado Gomes**, San Juan
Bautista, CA (US)

(72) Inventor: **Harold Furtado Gomes**, San Juan
Bautista, CA (US)

(**) Term: **15 Years**

(21) Appl. No.: **29/636,020**

(22) Filed: **Feb. 5, 2018**

Related U.S. Application Data

(63) Continuation-in-part of application No. 15/331,170,
filed on Oct. 21, 2016, now Pat. No. 9,885,184, which
is a continuation-in-part of application No.
29/536,176, filed on Aug. 13, 2015, now Pat. No. Des.
788,944, which is a continuation-in-part of
application No. 29/477,998, filed on Dec. 30, 2013,
now Pat. No. Des. 739,039, which is a
continuation-in-part of application No. 13/769,536,
filed on Feb. 18, 2013, now Pat. No. 8,615,950.

(51) **LOC (12) Cl.** **25-02**

(52) **U.S. Cl.**
USPC **D25/61**

(58) **Field of Classification Search**
USPC D8/349, 402, 403; D25/55, 60, 61, 102,
D25/138-142, 152-155, 199
CPC E04F 13/04; E04F 13/06; E04F 2013/063;
E04G 23/02
See application file for complete search history.

(56) **References Cited**

U.S. PATENT DOCUMENTS

1,355,756 A	10/1920	Earley
2,442,929 A	6/1948	Marino
4,490,953 A	1/1985	Meola
4,651,488 A	3/1987	Nicholas

FOREIGN PATENT DOCUMENTS

DE 29611225 U1 10/1997

OTHER PUBLICATIONS

Crack Policy, Technical Bulletin 4, Plaster Counsel (May 2008)
2402 Vista Nobleza, Newport Beach CA 92660.
(Continued)

Primary Examiner — Leanne Was-Englehart
(74) *Attorney, Agent, or Firm* — Steven A. Nielsen;
www.NielsenPatents.com

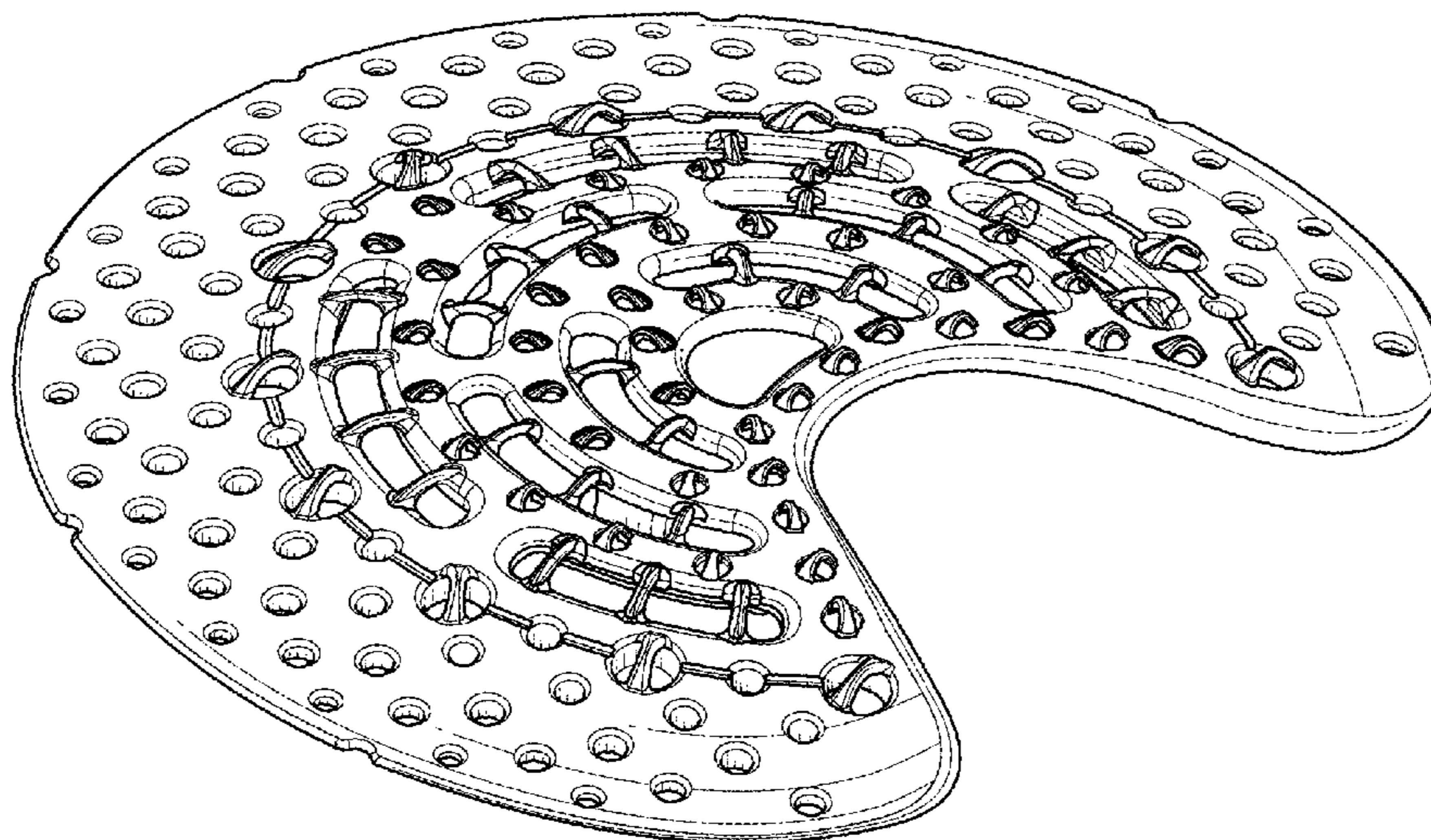
(57) **CLAIM**

The ornamental design for a corner piece for reducing cracks
in stucco.

DESCRIPTION

FIG. 1 is a top perspective view of the claimed corner piece
for reducing cracks in stucco;
FIG. 2 is a front view thereof;
FIG. 3 is a back view thereof;
FIG. 4 is a left side view thereof;
FIG. 5 is a right side view thereof;
FIG. 6 is a top view thereof;
FIG. 7 is a bottom view thereof; and,
FIG. 8 is a bottom perspective view thereof.

1 Claim, 5 Drawing Sheets



(56)

References Cited

U.S. PATENT DOCUMENTS

D560,486 S * 1/2008 Ray D8/403
D598,756 S * 8/2009 Robichaud D8/403
D612,718 S * 3/2010 Lavelle D8/403
7,874,123 B2 1/2011 Mariarz
D640,919 S * 7/2011 Lavelle D8/403
8,024,903 B2 9/2011 Riggs
D654,356 S * 2/2012 Lavelle D8/403
8,615,950 B1 * 12/2013 Gomes E04F 13/04
52/255
D739,039 S * 9/2015 Gomes D25/138
D788,944 S * 6/2017 Gomes D25/61
9,885,184 B2 * 2/2018 Gomes E04F 13/06
2003/0215603 A1 11/2003 Lee
2004/0168387 A1 9/2004 Nelson
2017/0037638 A1 * 2/2017 Gomes E04F 13/06

OTHER PUBLICATIONS

Base and Mesh Systems for Crack Reduction, Stucco Manufacturers Association (Mar. 2011) Newport Beach CA.
Technical Bulletin 107, Division 9 Finishes, Stucco and Plaster , revised Dec. 10, 2009 Merlex Stucco Inc, Orange CA.

* cited by examiner

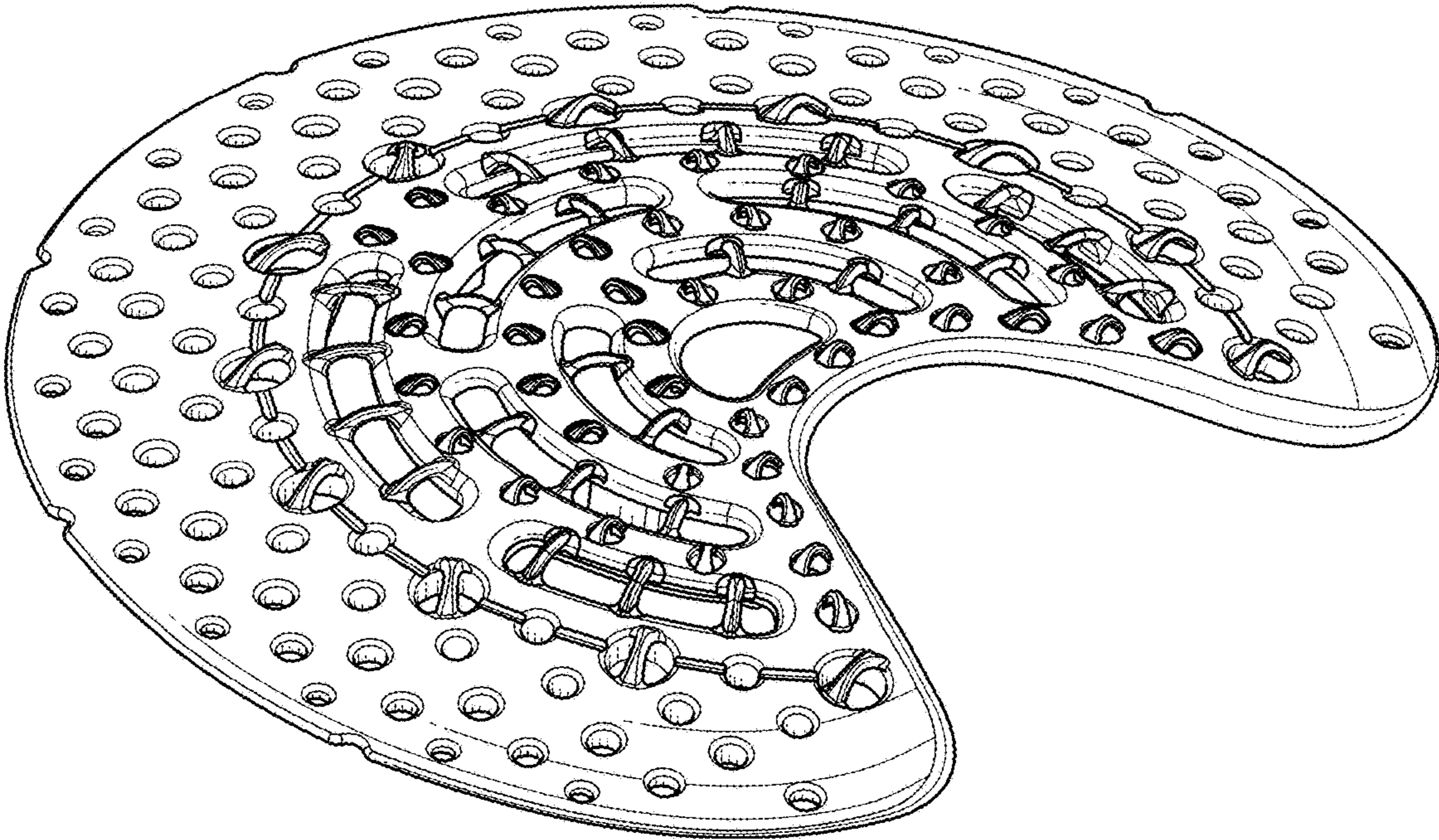


FIG. 1

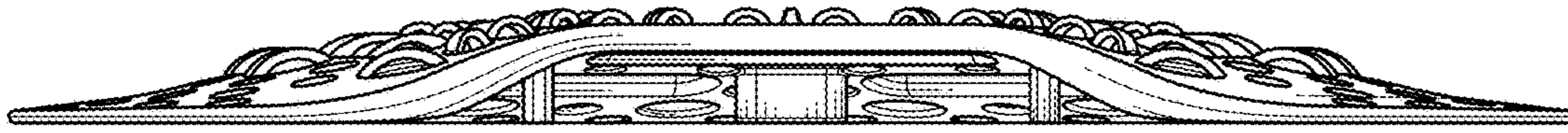


FIG. 2



FIG. 3



FIG. 4



FIG. 5

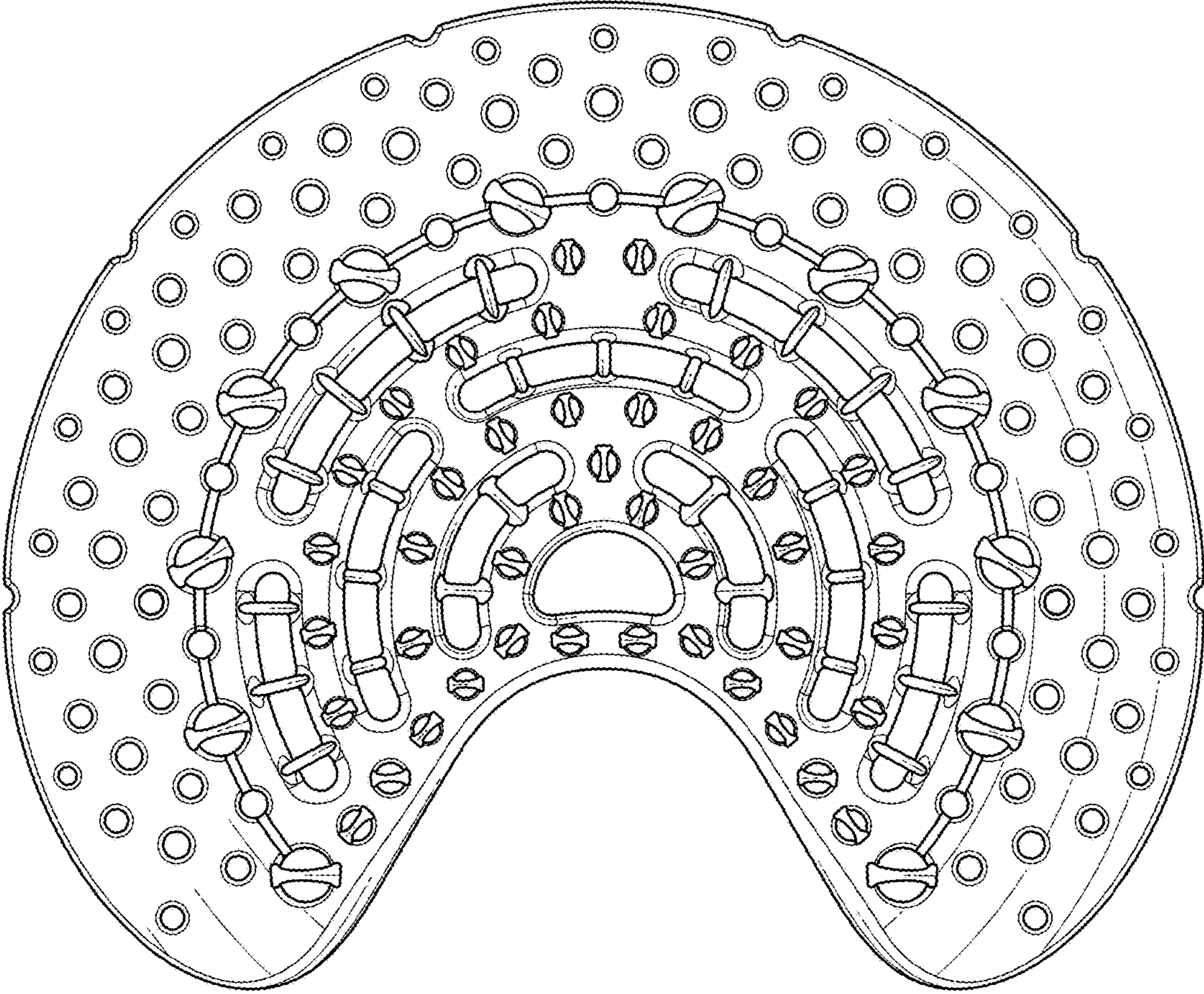


FIG. 6

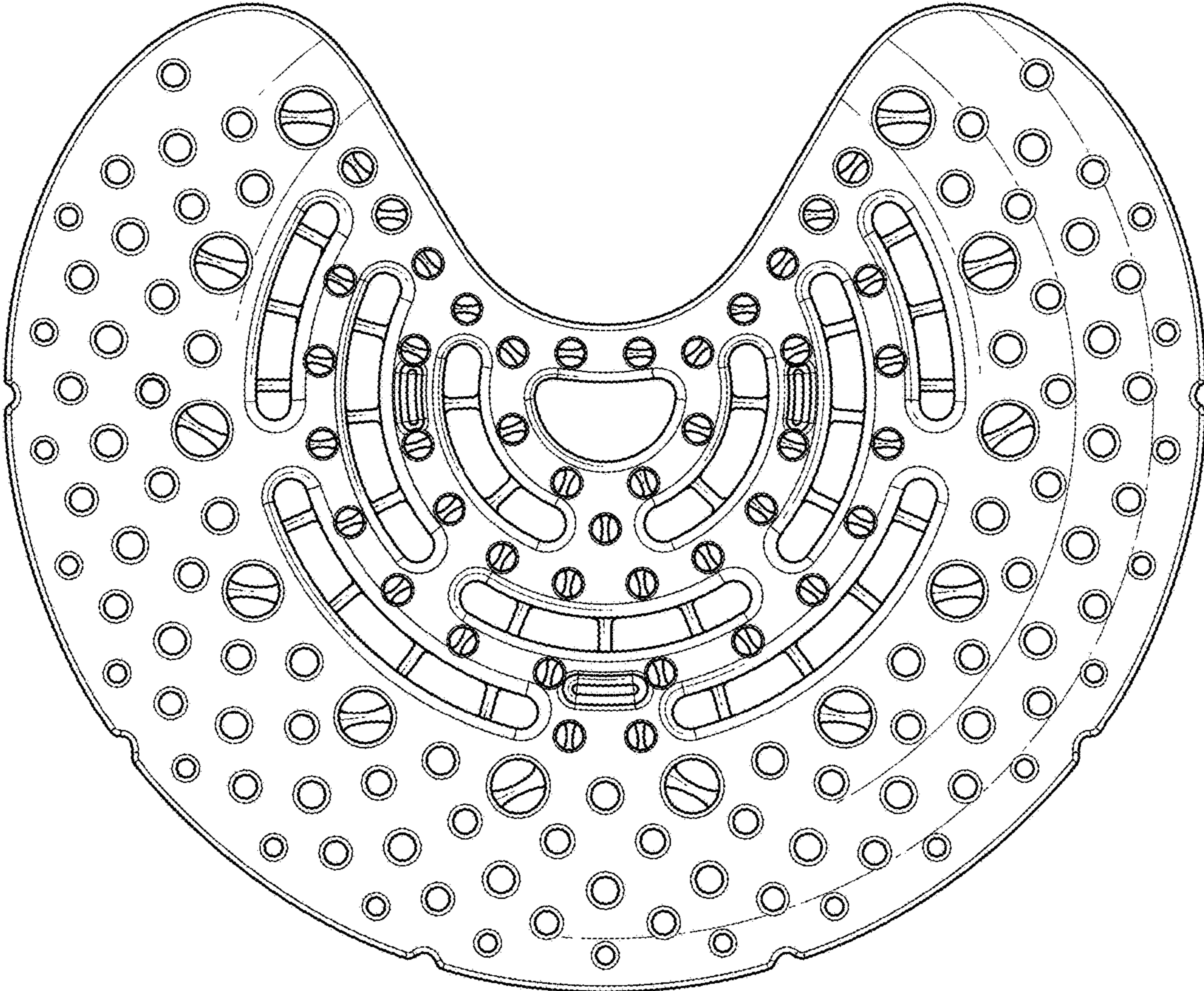


FIG. 7

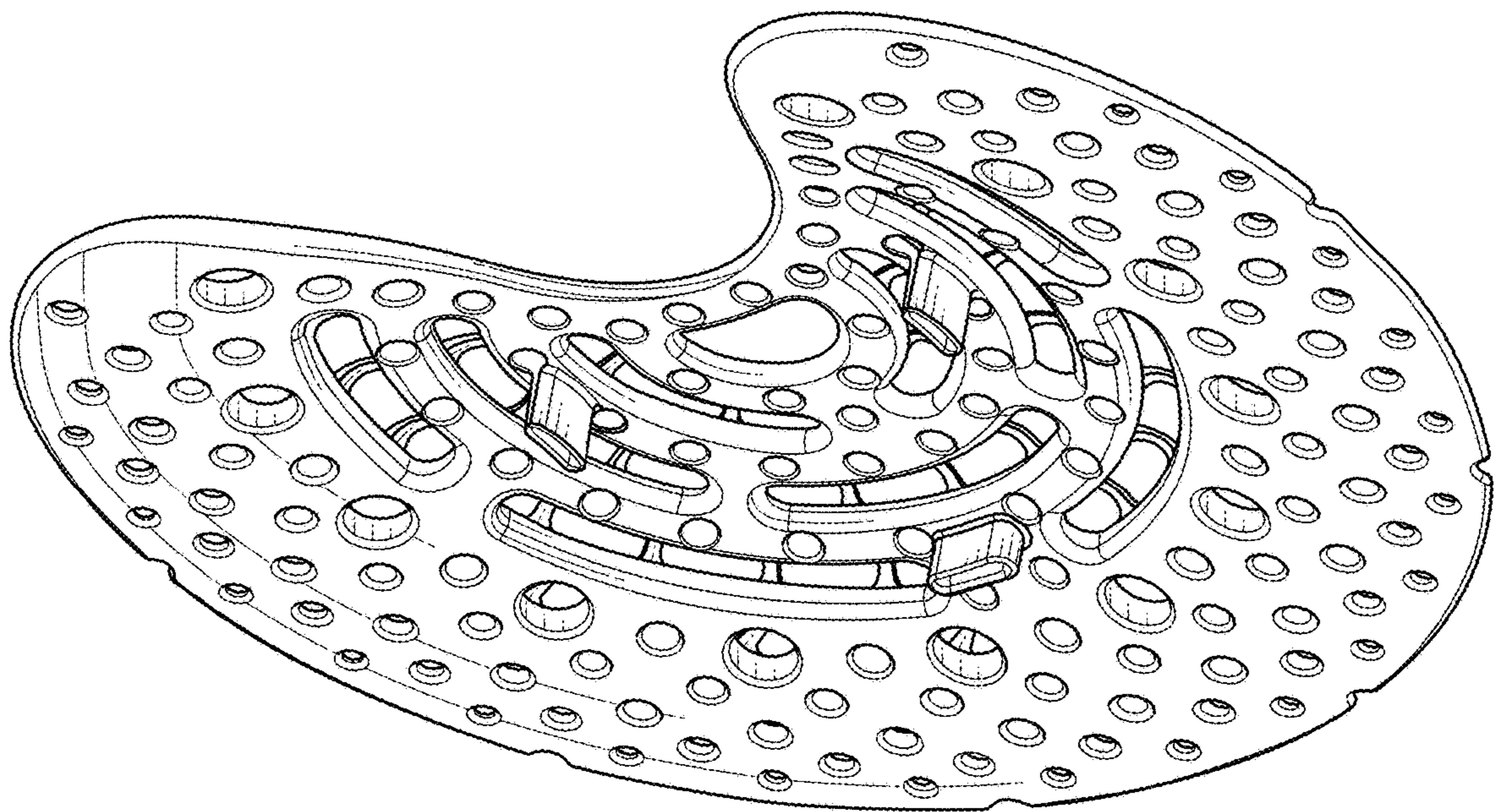


FIG. 8