

US00D861914S

(12) **United States Design Patent** (10) **Patent No.:** **US D861,914 S**
Blake et al. (45) **Date of Patent:** **** Oct. 1, 2019**

(54) **CARTRIDGE PACKAGE**

(71) Applicant: **Illumina, Inc.**, San Diego, CA (US)

(72) Inventors: **James Christopher Blake**, La Jolla, CA (US); **Kirsten Mary Trammell**, San Diego, CA (US); **Mark Jeffrey Nibbe**, Poway, CA (US); **Kimberly Ellen Preal**, Escondido, CA (US); **Lea Sandra Kobeli**, San Francisco, CA (US); **Edward Wilson Licitra**, San Francisco, CA (US)

(73) Assignee: **Illumina, Inc.**, San Diego, CA (US)

(**) Term: **15 Years**

(21) Appl. No.: **29/589,644**

(22) Filed: **Jan. 3, 2017**

(51) **LOC (12) Cl.** **24-02**

(52) **U.S. Cl.**
USPC **D24/224**; D9/424

(58) **Field of Classification Search**
USPC D24/216, 217, 219, 220, 223, 224, 225, D24/226, 227, 232, 233; D9/424, 425, D9/432, 732, 735, 749, 755, 758, 760; D7/550.1, 553.1-553.5, 554.3, 554.4
CPC A47G 23/06; A61B 50/20; A61B 50/30; A61J 1/00; B01L 3/50; B01L 3/52; B01L 7/00; B01L 7/02; C07K 1/26; C12Q 1/00
See application file for complete search history.

(56) **References Cited**

U.S. PATENT DOCUMENTS

D331,012 S * 11/1992 Karita D9/415
5,485,917 A * 1/1996 Early B65D 5/725
206/363
D450,240 S * 11/2001 Haag D9/416
6,915,901 B2 * 7/2005 Feinberg A61B 17/00491
206/363
D584,141 S * 1/2009 Smith D9/414

D614,023 S * 4/2010 Amos D9/416
D742,216 S * 11/2015 Abbott D9/424
9,532,847 B2 * 1/2017 Hendrickson A61B 50/20
D785,451 S * 5/2017 Biery D9/425
D826,627 S * 8/2018 Lee D7/362

(Continued)

Primary Examiner — Vy N Koenig
(74) *Attorney, Agent, or Firm* — Weaver Austin Villeneuve & Sampson LLP

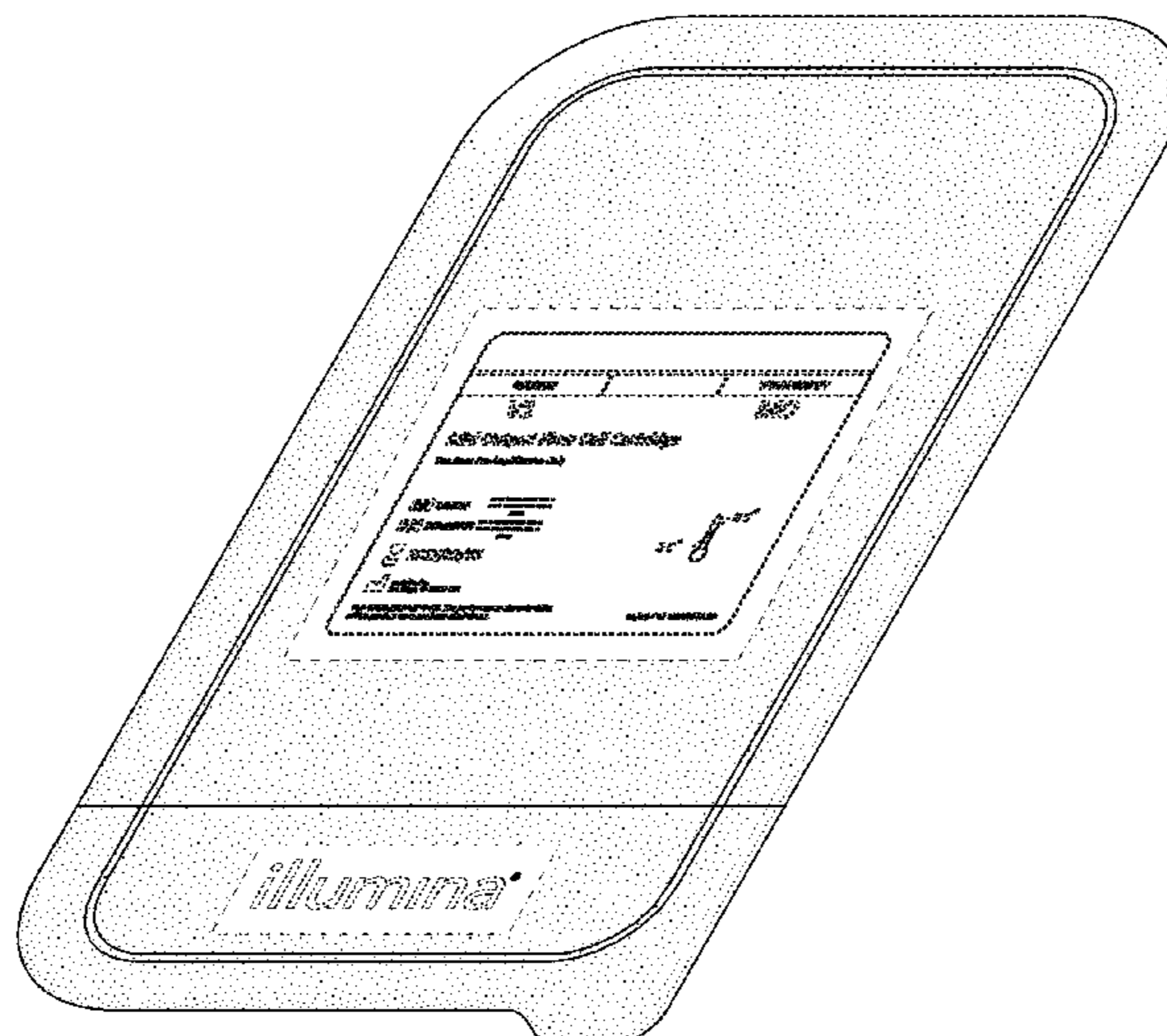
(57) **CLAIM**

We claim the ornamental design for a cartridge package, as shown and described.

DESCRIPTION

FIG. 1 is a top view of a cartridge package showing our new design.
FIG. 2 is a right side view of the cartridge package of FIG. 1.
FIG. 3 is a left side view cartridge package of FIG. 1.
FIG. 4 is a front view of the cartridge package of FIG. 1.
FIG. 5 is rear view of the cartridge package of FIG. 1.
FIG. 6 is an isometric view of the cartridge package of FIG. 1.
FIG. 7 is an isometric view of the underside of the cartridge package of FIG. 1; and,
FIG. 8 is a bottom view of the cartridge package of FIG. 1. Dash-dot-dash boundary lines are used herein in FIGS. 1-8 to indicate a transition from claimed subject matter to unclaimed environmental structure, as evidenced by the absence of shading within the boundary shape and the presence of shading outside of the boundary shape. See, for example, the dash-dot-dash boundaries around “illumina®” and the label in FIG. 1. Stipple shading is used in the accompanying Figures to convey surface contouring and is not indicative of any particular texture or coloring.

1 Claim, 6 Drawing Sheets



(56)

References Cited

U.S. PATENT DOCUMENTS

2005/0077197 A1* 4/2005 Detruit A61F 2/0063
206/363
2006/0282045 A1* 12/2006 Wilkinson A61B 5/417
604/198
2012/0152954 A1* 6/2012 Bruehl B65D 77/2052
220/265
2013/0284629 A1* 10/2013 Kinyon 206/438
2013/0320015 A1* 12/2013 Dyble B65D 43/0266
220/276

* cited by examiner

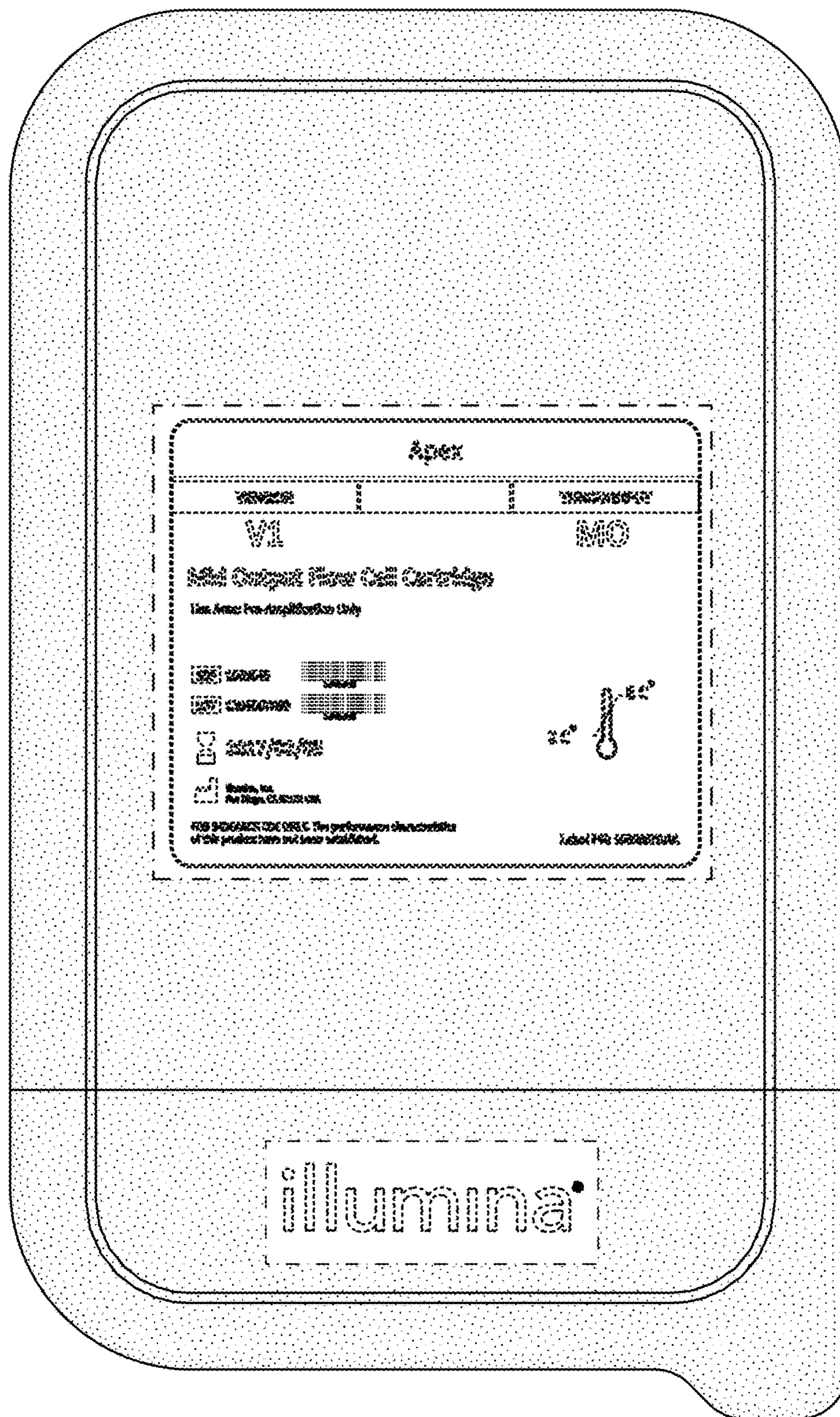


Figure 1




Figure 2




Figure 3

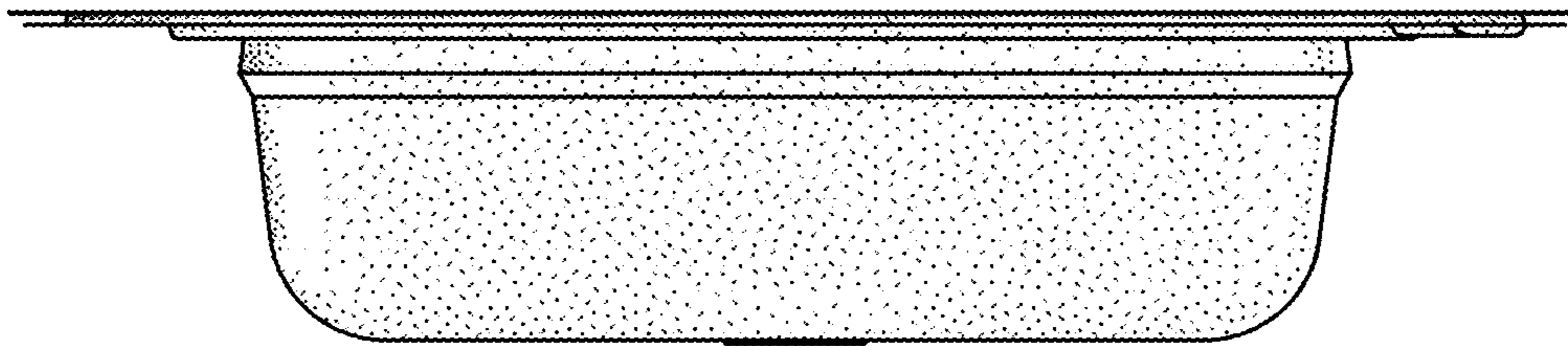


Figure 4

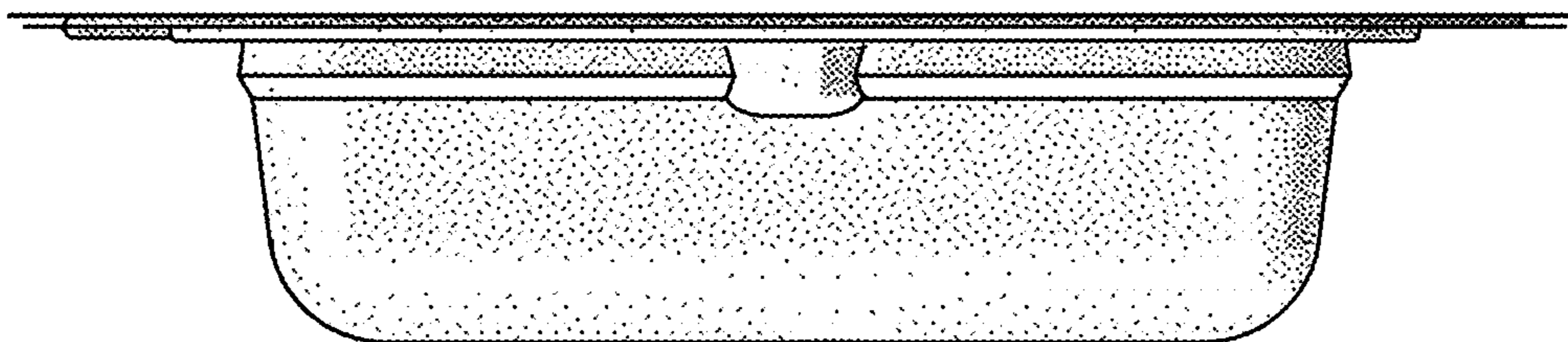


Figure 5

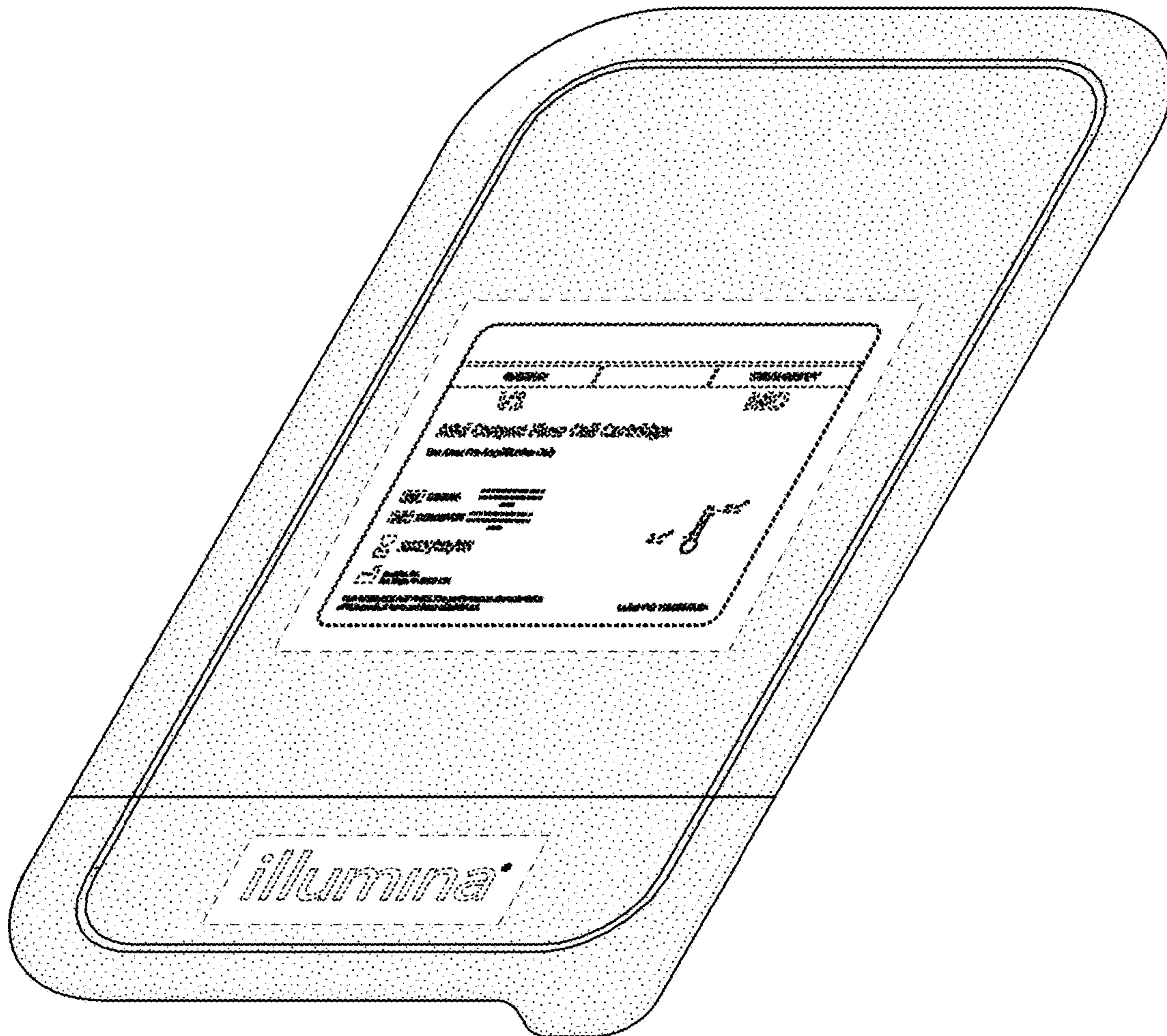


Figure 6

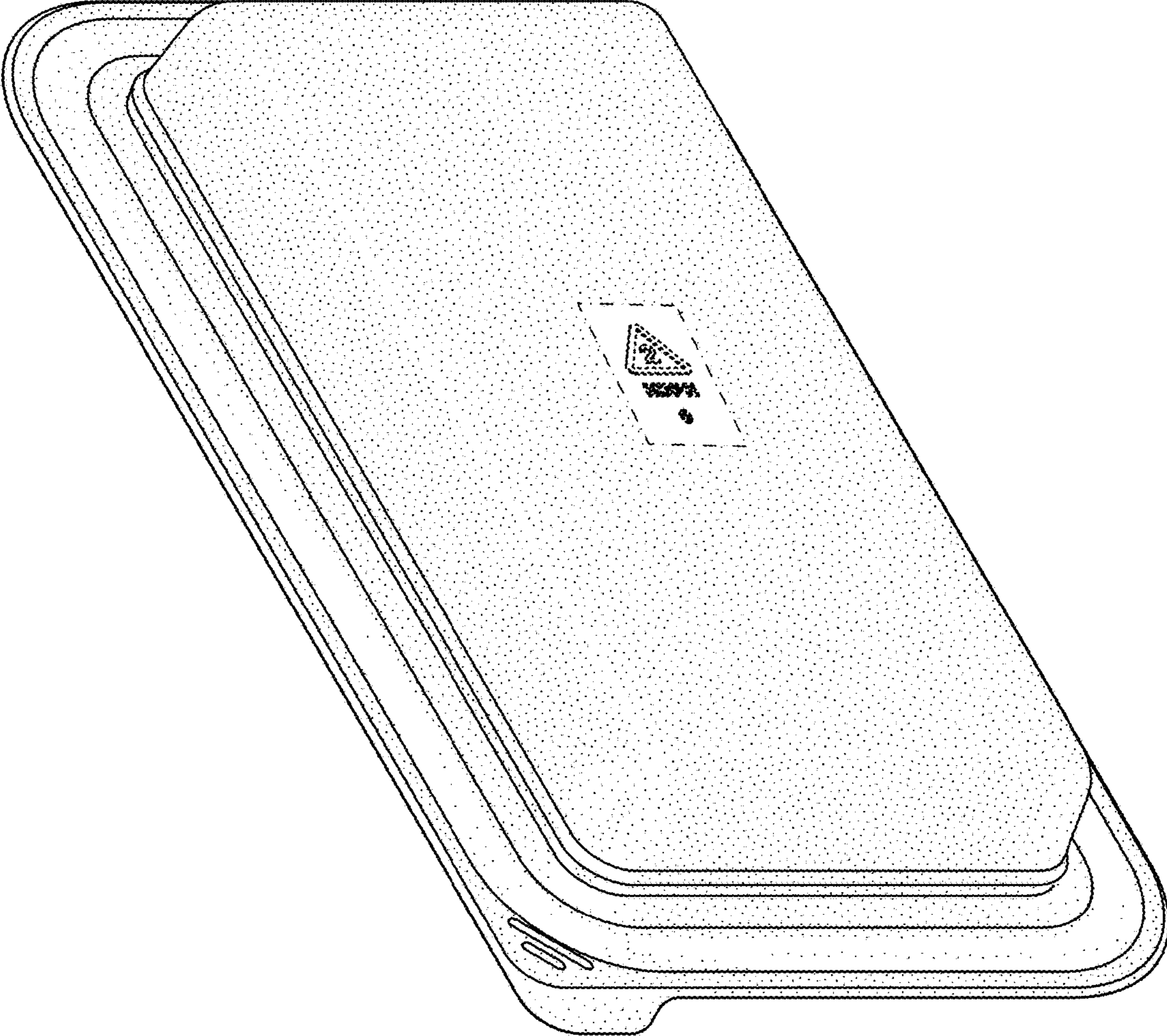


Figure 7




Figure 8

UNITED STATES PATENT AND TRADEMARK OFFICE
CERTIFICATE OF CORRECTION

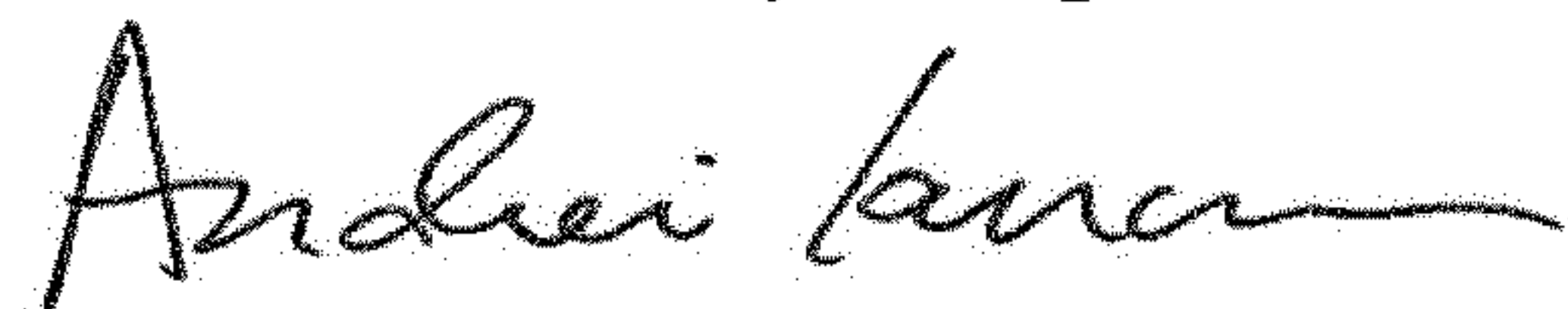
PATENT NO. : D861,914 S
APPLICATION NO. : 29/589644
DATED : October 1, 2019
INVENTOR(S) : Blake et al.

Page 1 of 9

It is certified that error appears in the above-identified patent and that said Letters Patent is hereby corrected as shown below:

Please delete Patent No. D861,914 S in its entirety and insert Patent No. D861,914 S in its entirety as shown on the attached pages.

Signed and Sealed this
Fourteenth Day of April, 2020



Andrei Iancu
Director of the United States Patent and Trademark Office

(12) **United States Design Patent** (10) **Patent No.:** **US D861,914 S**
Blake et al. (45) **Date of Patent:** **** Oct. 1, 2019**

(54) **CARTRIDGE PACKAGE**
 (71) Applicant: **Illumina, Inc.**, San Diego, CA (US)
 (72) Inventors: **James Christopher Blake**, La Jolla, CA (US); **Kirsten Mary Trammell**, San Diego, CA (US); **Mark Jeffrey Nibbe**, Poway, CA (US); **Kimberly Ellen Preal**, Escondido, CA (US); **Lea Sandra Kobeli**, San Francisco, CA (US); **Edward Wilson Licitra**, San Francisco, CA (US)
 (73) Assignee: **Illumina, Inc.**, San Diego, CA (US)
 (**) Term: **15 Years**

D614,023 S * 4/2010 Amos D9/416
 D742,216 S * 11/2015 Abbott D9/424
 9,532,847 B2 * 1/2017 Hendrickson A61B 50/20
 D785,451 S * 5/2017 Biery D9/425
 D826,627 S * 8/2018 Lee D7/362

(Continued)

Primary Examiner — Vy N Koenig
 (74) Attorney, Agent, or Firm — Weaver Austin Villeneuve & Sampson LLP

(57) **CLAIM**

We claim the ornamental design for a cartridge package, as shown and described.

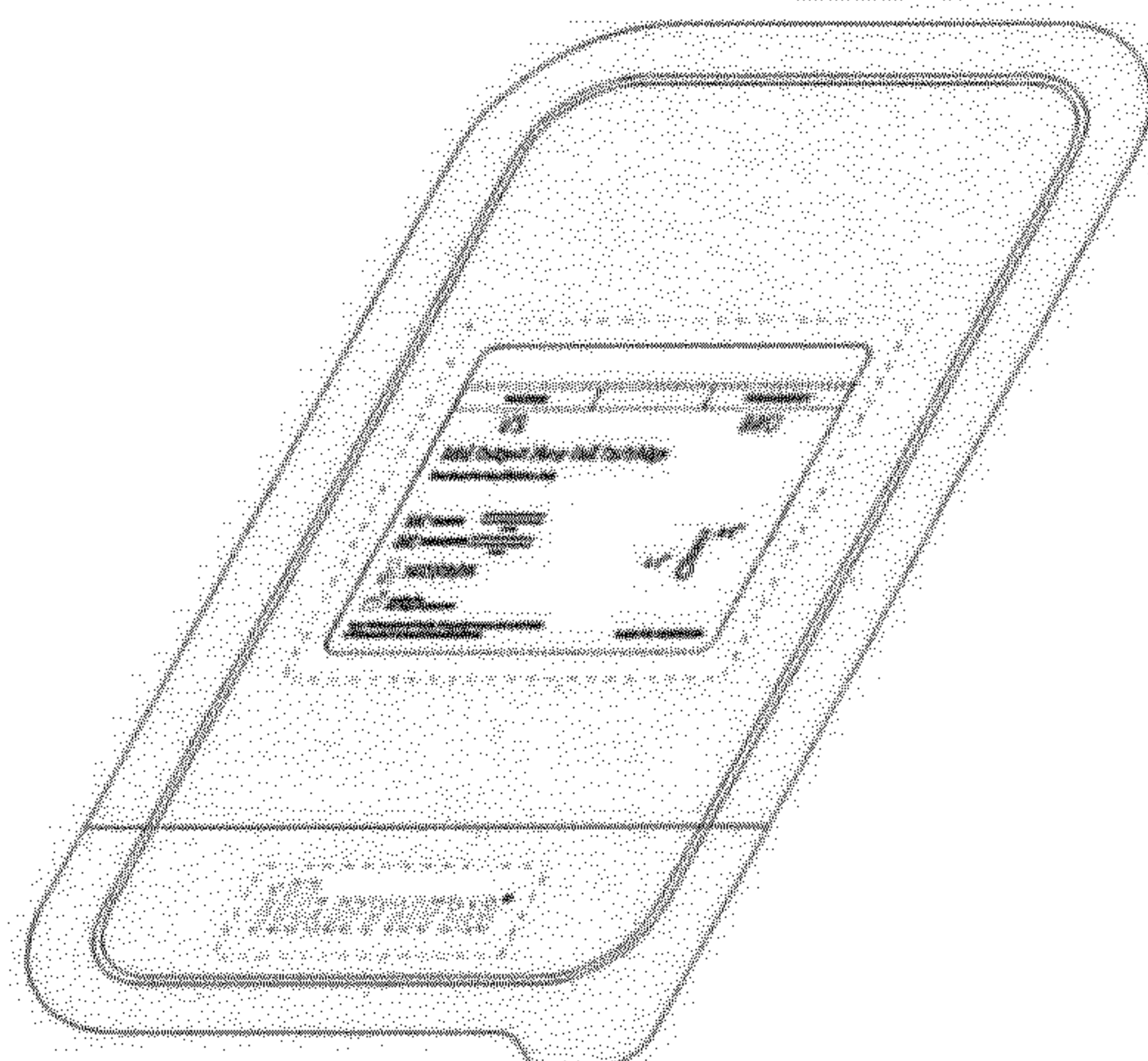
(21) Appl. No.: **29/589,644**
 (22) Filed: **Jan. 3, 2017**
 (51) **LOC (12) Cl.** **24-02**
 (52) **U.S. Cl.**
 USPC **D24/224; D9/424**
 (58) **Field of Classification Search**
 USPC D24/216, 217, 219, 220, 223, 224, 225, D24/226, 227, 232, 233; D9/424, 425, D9/432, 732, 735, 749, 755, 758, 760; D7/550.1, 553.1–553.5, 554.3, 554.4
 CPC A47G 23/06; A61B 50/20; A61B 50/30; A61J 1/00; B01L 3/50; B01L 3/52; B01L 7/00; B01L 7/02; C07K 1/26; C12Q 1/00
 See application file for complete search history.

DESCRIPTION

FIG. 1 is a top view of a cartridge package showing our new design.
 FIG. 2 is a right side view of the cartridge package of FIG. 1.
 FIG. 3 is a left side view cartridge package of FIG. 1.
 FIG. 4 is a front view of the cartridge package of FIG. 1.
 FIG. 5 is rear view of the cartridge package of FIG. 1.
 FIG. 6 is an isometric view of the cartridge package of FIG. 1.
 FIG. 7 is an isometric view of the underside of the cartridge package of FIG. 1; and,
 FIG. 8 is a bottom view of the cartridge package of FIG. 1. Dash-dot-dash boundary lines are used herein in FIGS. 1-8 to indicate a transition from claimed subject matter to unclaimed environmental structure, as evidenced by the absence of shading within the boundary shape and the presence of shading outside of the boundary shape. See, for example, the dash-dot-dash boundaries around “illumina®” and the label in FIG. 1. Stipple shading is used in the accompanying Figures to convey surface contouring and is not indicative of any particular texture or coloring.

1 Claim, 6 Drawing Sheets

(56) **References Cited**
U.S. PATENT DOCUMENTS
 D331,012 S * 11/1992 Karita D9/415
 5,485,917 A * 1/1996 Early B65D 5/725
 206/363
 D450,240 S * 11/2001 Haag D9/416
 6,915,901 B2 * 7/2005 Feinberg A61B 17/00491
 206/363
 D584,141 S * 1/2009 Smith D9/414



US D861,914 S

Page 2

(56)

References Cited

U.S. PATENT DOCUMENTS

2005/0077197 A1* 4/2005 Detruit A61F 2/0063
206/363
2006/0282045 A1* 12/2006 Wilkinson A61B 5/417
604/198
2012/0152954 A1* 6/2012 Bruehl B65D 77/2052
220/265
2013/0284629 A1* 10/2013 Kinyon 206/438
2013/0320015 A1* 12/2013 Dyble B65D 43/0266
220/276

* cited by examiner

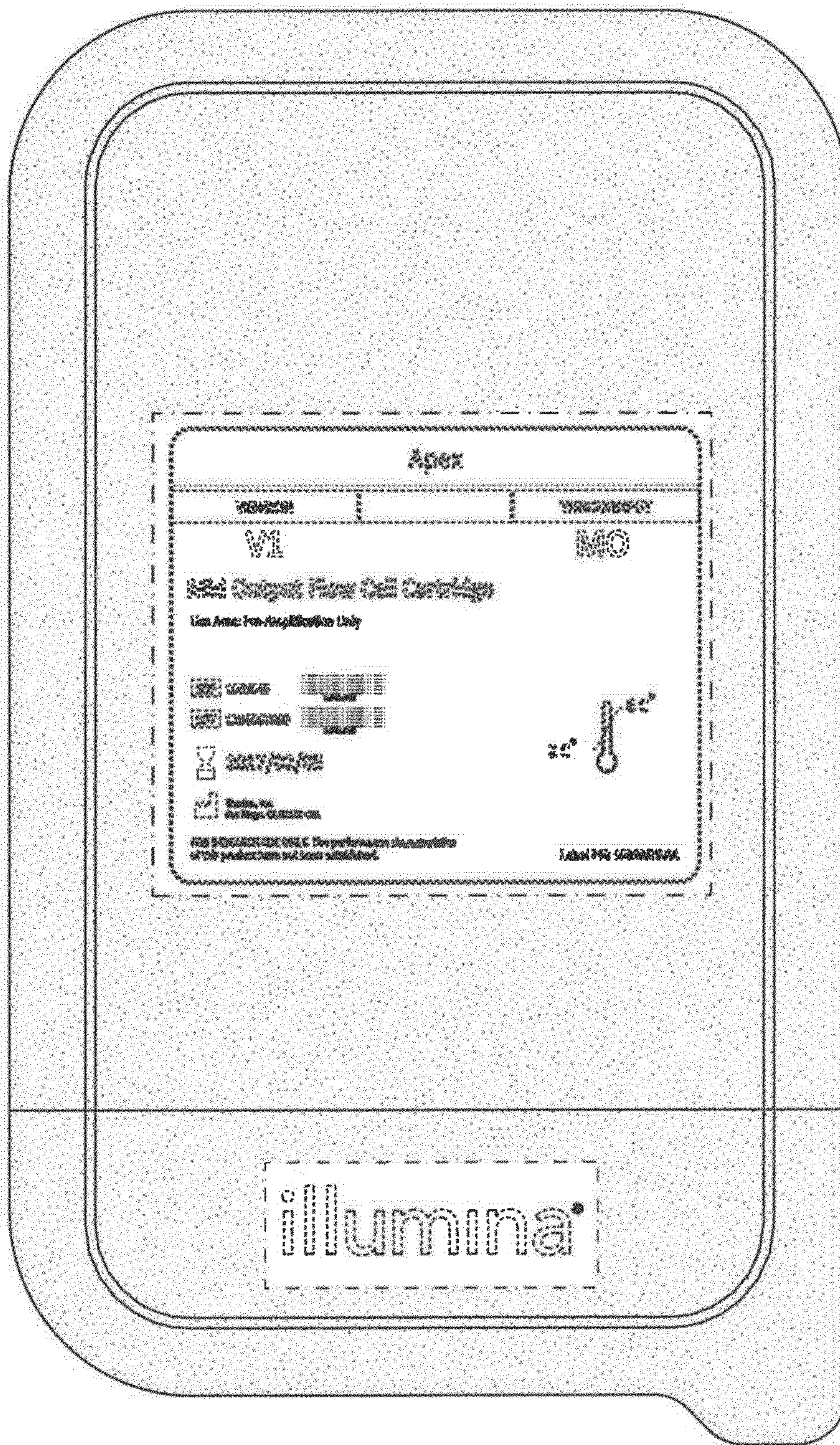


Figure 1




Figure 2




Figure 3




Figure 4

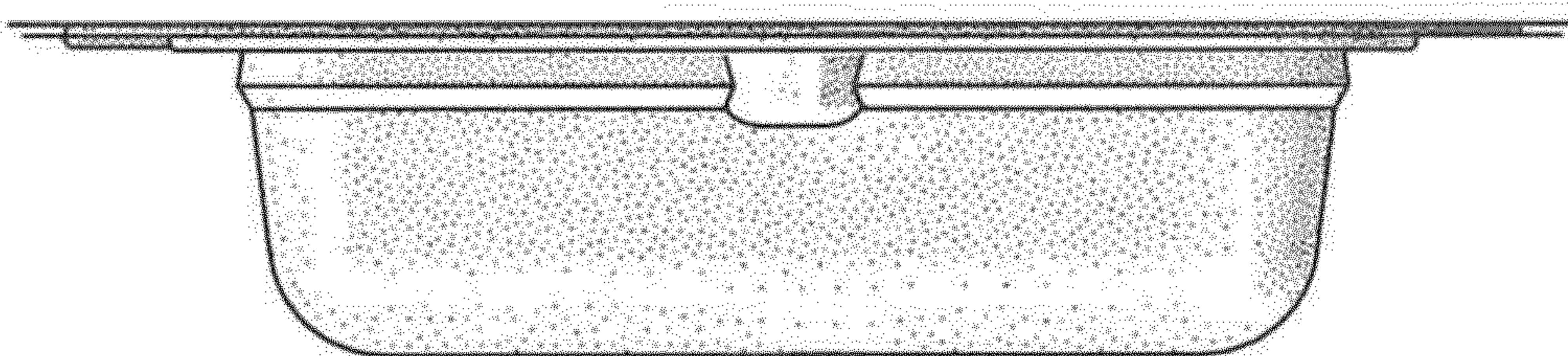


Figure 5

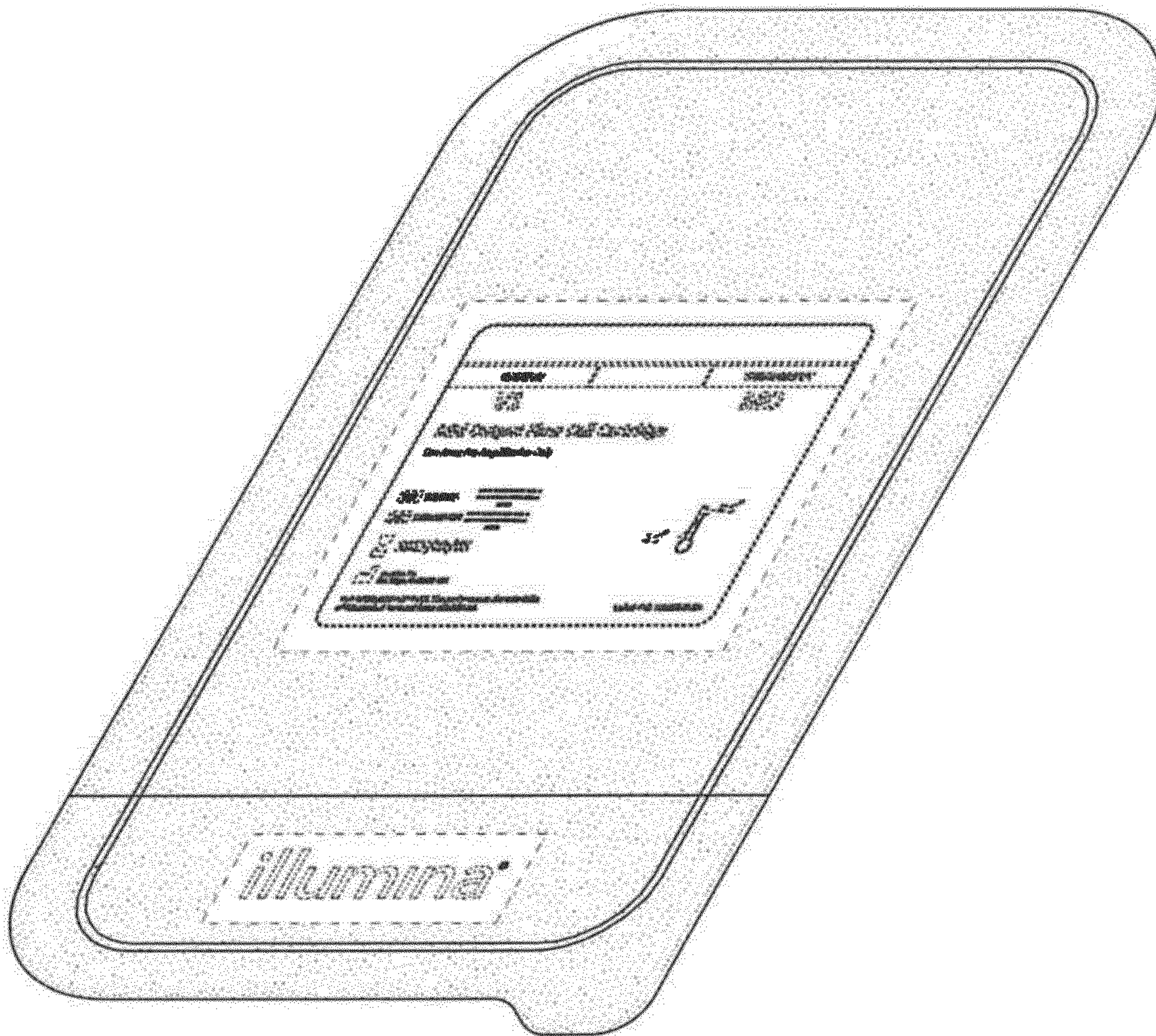


Figure 6

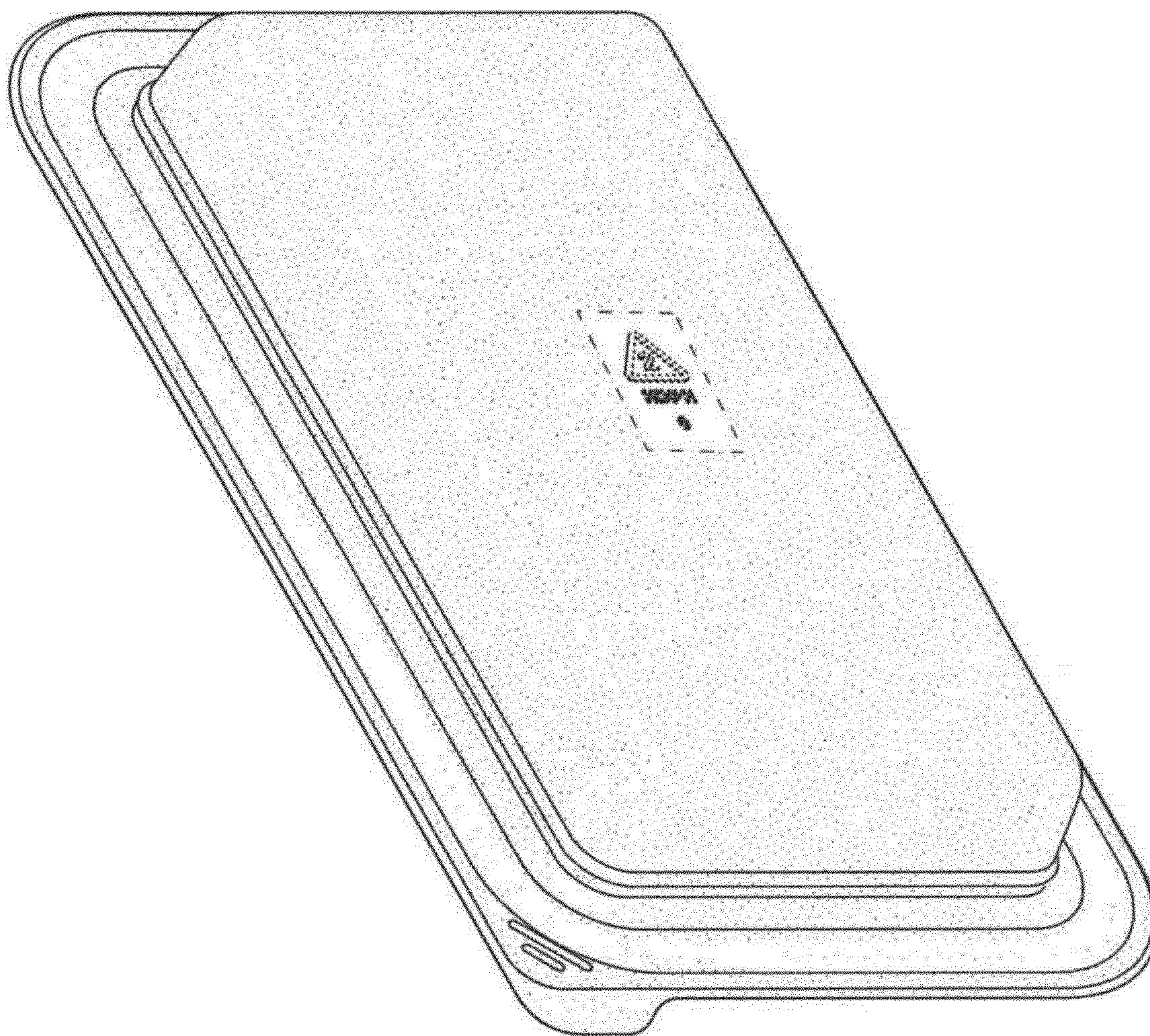


Figure 7




Figure 8