



US00D861902S

(12) **United States Design Patent** (10) **Patent No.:** **US D861,902 S**
Matsushita (45) **Date of Patent:** **** Oct. 1, 2019**

(54) **MAGNETIC FORCE ATTENUATOR FOR A COSMETIC SKIN TREATMENT APPARATUS**

(71) Applicant: **MTG CO., LTD.**, Nagoya-shi, Aichi (JP)

(72) Inventor: **Tsuyoshi Matsushita**, Nagoya (JP)

(73) Assignee: **MTG CO., LTD.**, Nagoya-shi, Aichi (JP)

(**) Term: **15 Years**

(21) Appl. No.: **29/644,252**

(22) Filed: **Apr. 16, 2018**

(30) **Foreign Application Priority Data**

Oct. 17, 2017 (JP) 2017-022864

(51) **LOC (12) Cl.** **24-01**

(52) **U.S. Cl.**
USPC **D24/200**

(58) **Field of Classification Search**

USPC D24/200, 214–215, 176, 128;
D13/107–108; D8/373; D14/447, 434;
604/289

CPC A61K 8/0204; A61K 8/0241; A61M
2209/084; A61N 1/325; A61N 1/328;
A61N 5/0616; A61N 5/0613; A61H 7/00;
A61H 7/001; A61H 7/002; A61H 7/003;
A61H 2201/0153; A61H 2201/1253;
A61H 23/00; A61H 2205/00; A61H
2205/022; A61H 2205/024; A61H
2205/025; A61H 2205/026; A61H
2205/04; A61H 2205/06; A61H 2205/062;
A61H 2205/065; A61H 2205/067; A45D
2200/1063; A45D 2200/1054

See application file for complete search history.

(56) **References Cited**

U.S. PATENT DOCUMENTS

6,119,038 A * 9/2000 Cook A61N 1/325
604/20
D516,025 S * 2/2006 Quinn D13/108
D621,347 S * 8/2010 Aulwes D13/108
(Continued)

FOREIGN PATENT DOCUMENTS

EM 005943057-0004 * 12/2018

OTHER PUBLICATIONS

5 in 1 Wrinkle Remove Machine Carer Face EMS Massager Red Light Face Anti Aging Devices RF Radio Frequency Skin. dated Oct. 22, 2017. Retrieved on May 1, 2019. <https://www.amazon.com/Wrinkle-Massager-Frequency-Tightening-Multifunctional/dp/B07JHNY8W9?th=1>.*

Primary Examiner — Wan Laymon

(74) *Attorney, Agent, or Firm* — Sughrue Mion, PLLC

(57) **CLAIM**

The ornamental design for a magnetic force attenuator for a cosmetic skin treatment apparatus, as shown and described.

DESCRIPTION

FIG. 1 is a perspective view of a magnetic force attenuator for a cosmetic skin treatment apparatus, showing my new design;

FIG. 2 is a front view thereof;

FIG. 3 is a rear view thereof;

FIG. 4 is a right side view, a left side view being a mirror image thereof;

FIG. 5 is a top plan view thereof;

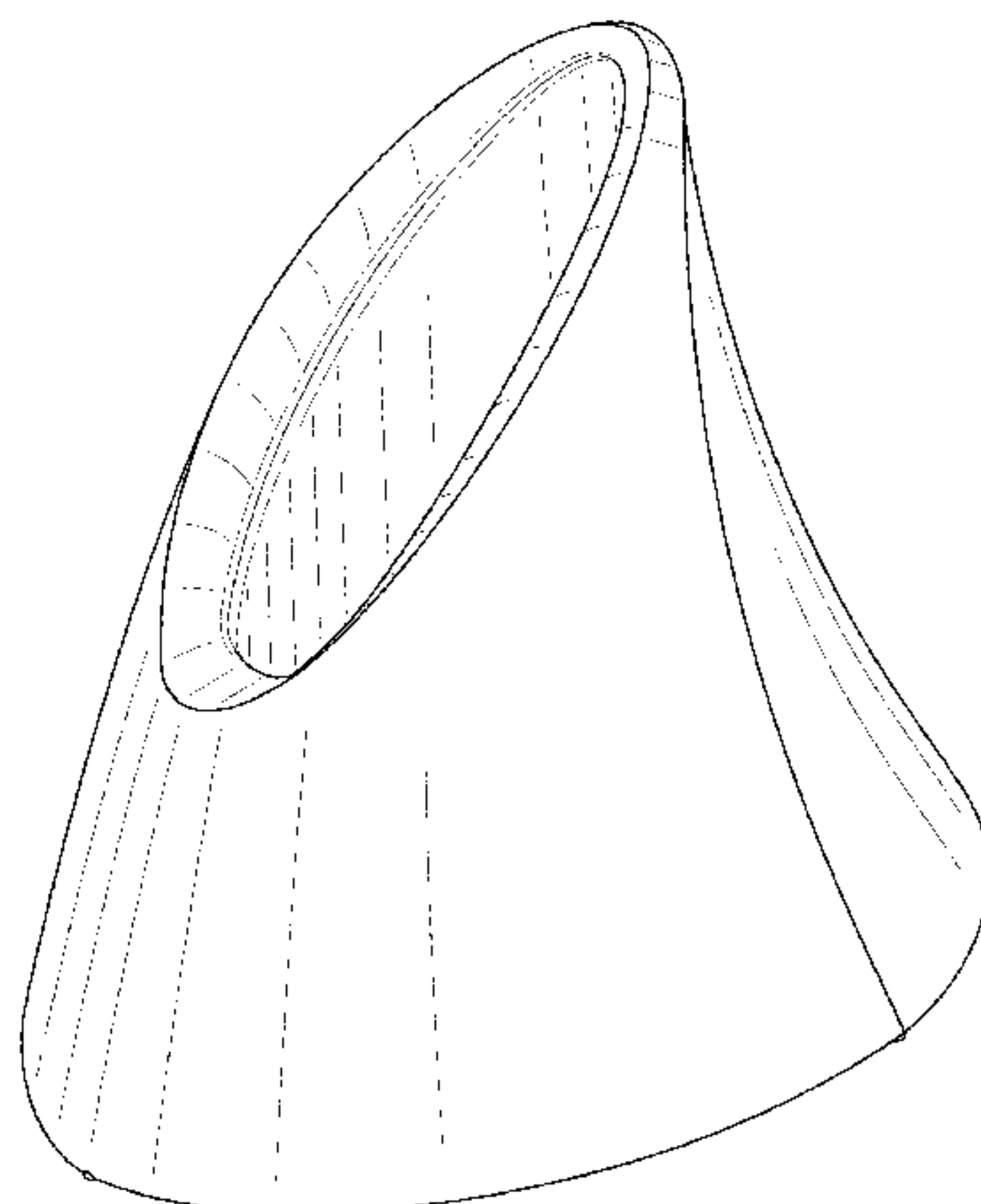
FIG. 6 is a bottom view thereof;

FIG. 7 is a cross-sectional view taken along line 7-7 of FIG. 2; and,

FIG. 8 is a cross-sectional view taken along line 8-8 of FIG. 5.

The broken lines shown are included for the purpose of illustrating the unclaimed portions of the magnetic force attenuator for a cosmetic skin treatment apparatus and form no part of the claimed design.

1 Claim, 8 Drawing Sheets



(56)

References Cited

U.S. PATENT DOCUMENTS

D645,565	S *	9/2011	Smith	D24/200
8,639,361	B2 *	1/2014	Nathanson	A61N 1/328 607/145
D737,457	S *	8/2015	Cai	D24/215
D753,838	S *	4/2016	Matsushita	D24/200
9,386,837	B2 *	7/2016	Geva	A45D 34/042
2014/0135798	A1 *	5/2014	David	A61N 5/0616 606/131

* cited by examiner

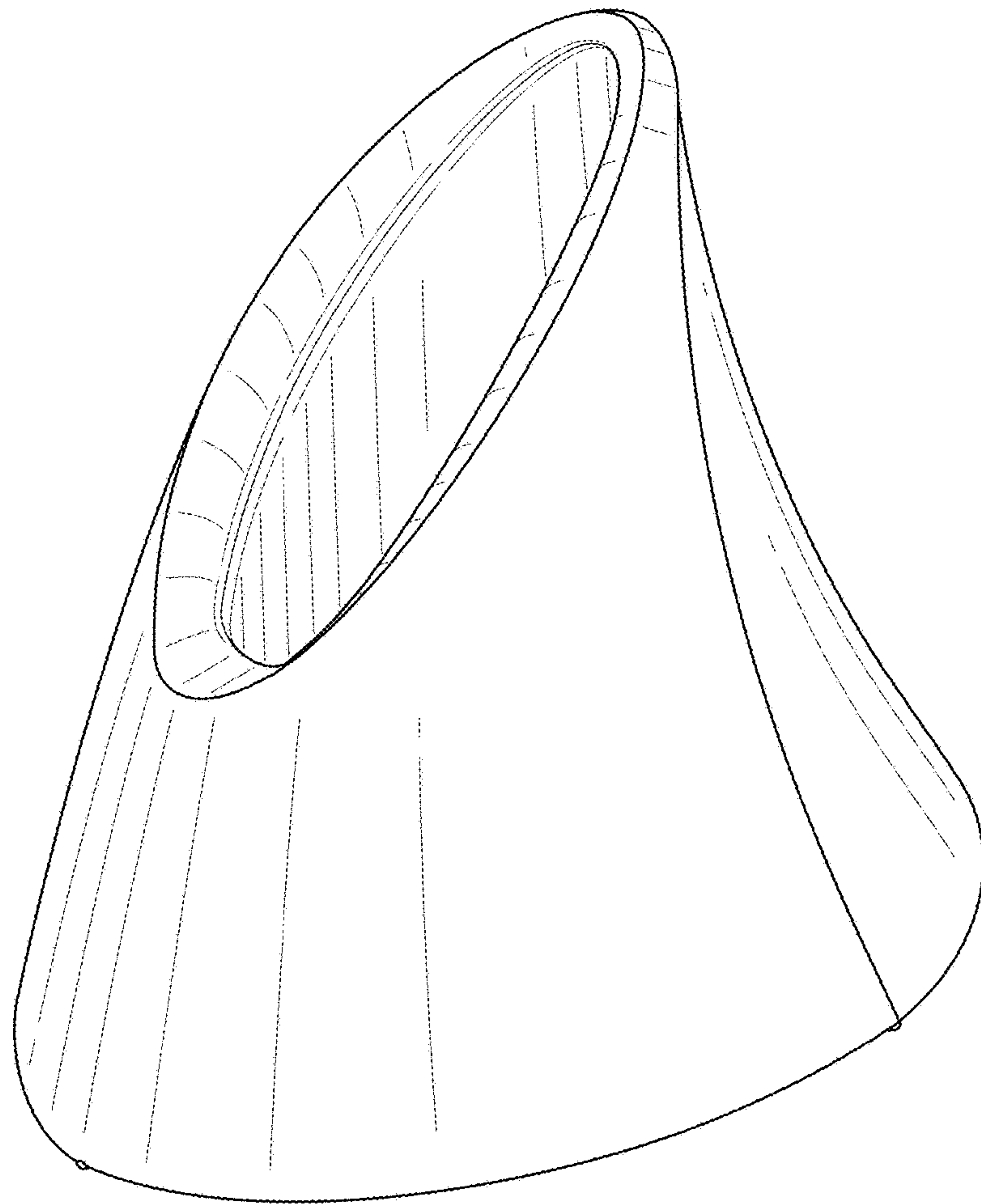


FIG. 1




FIG. 2

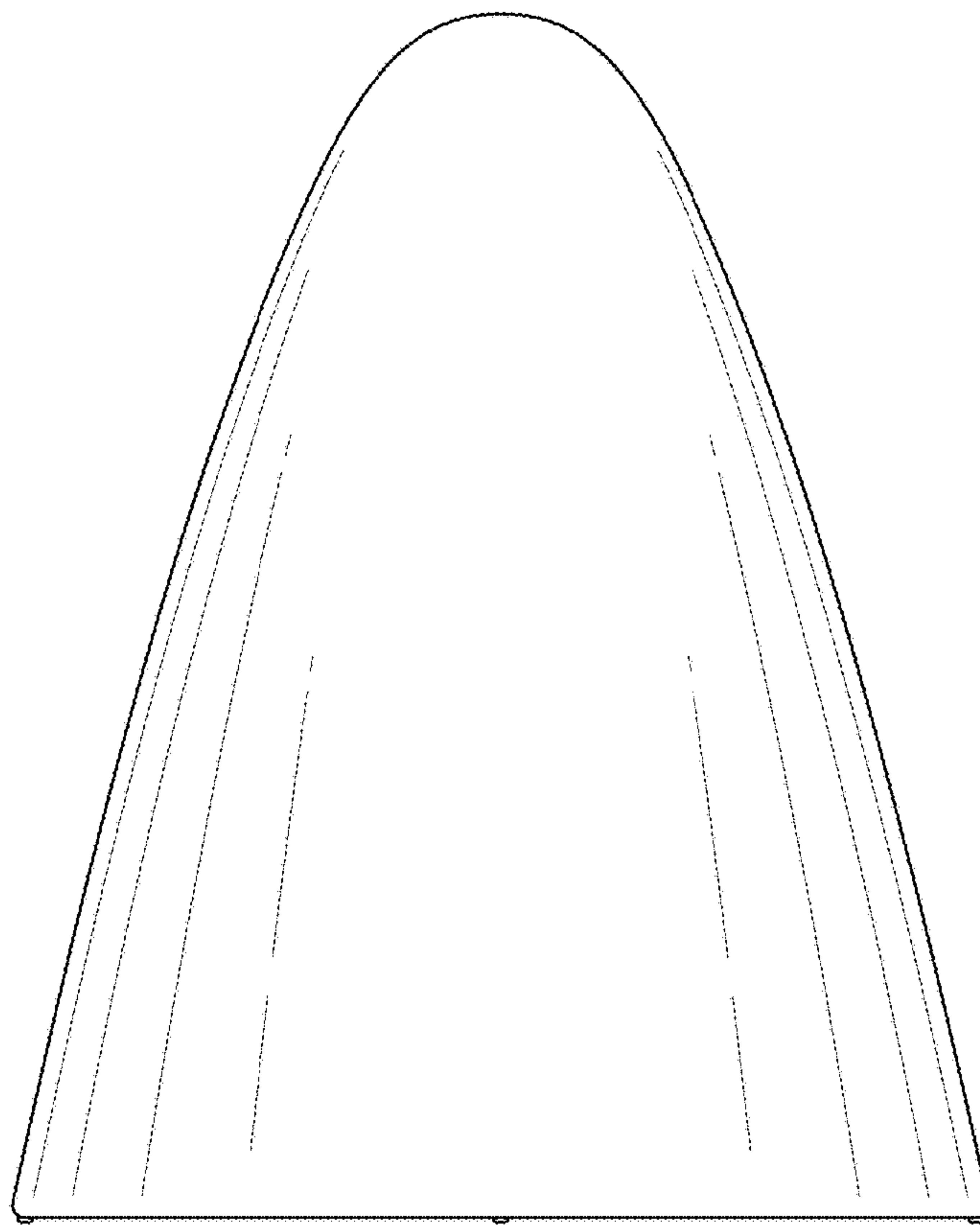


FIG. 3

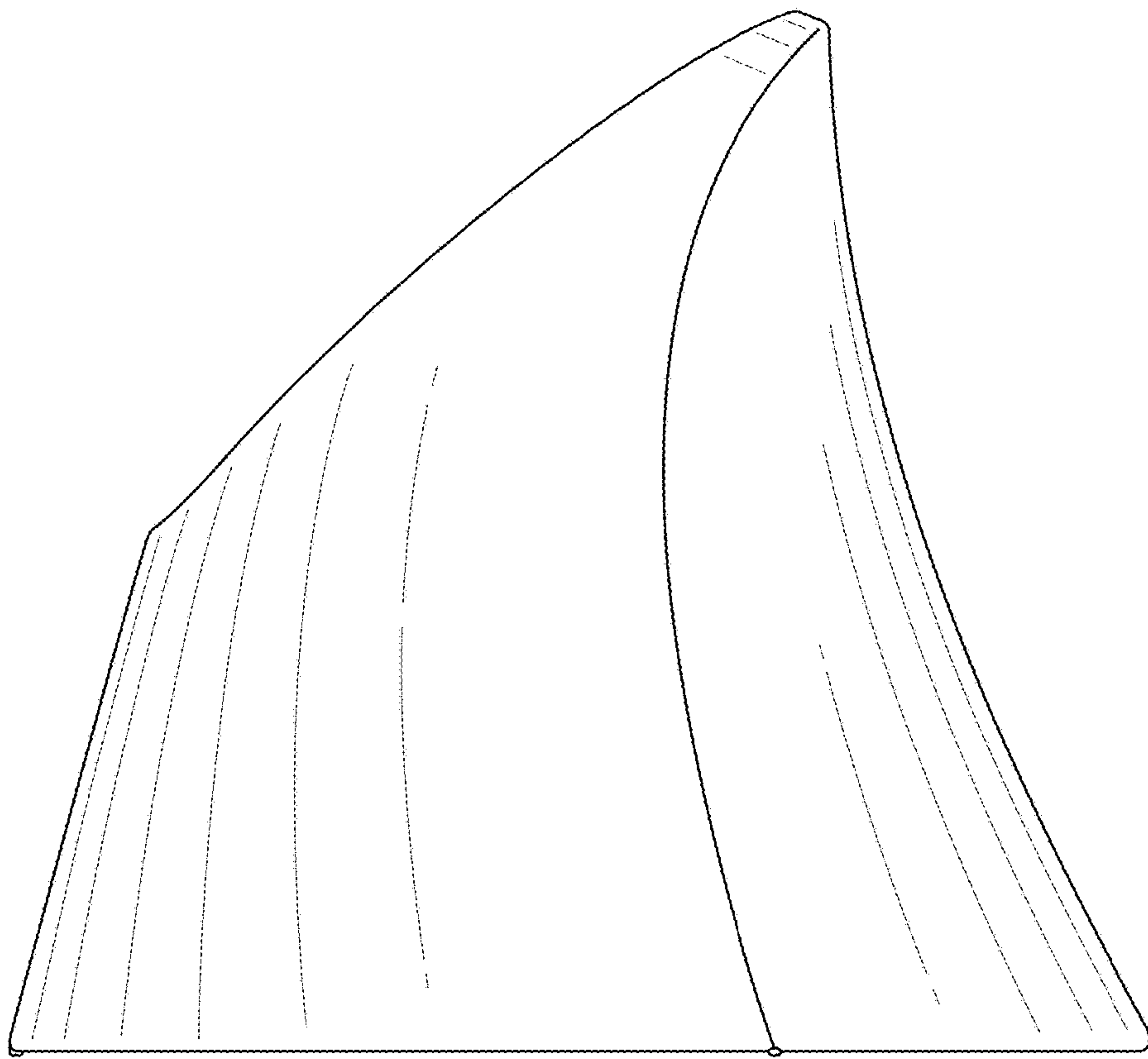


FIG. 4

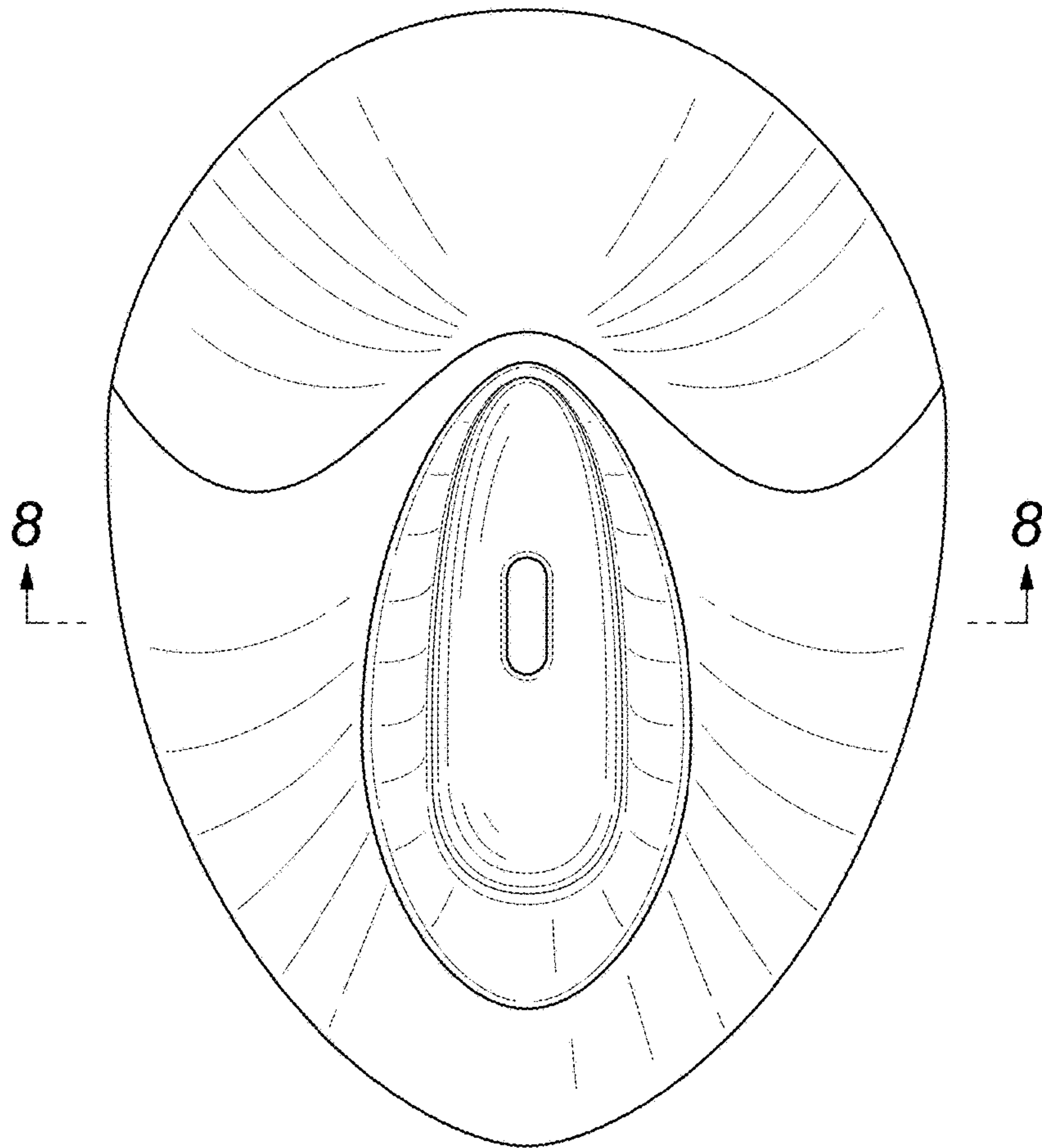


FIG. 5

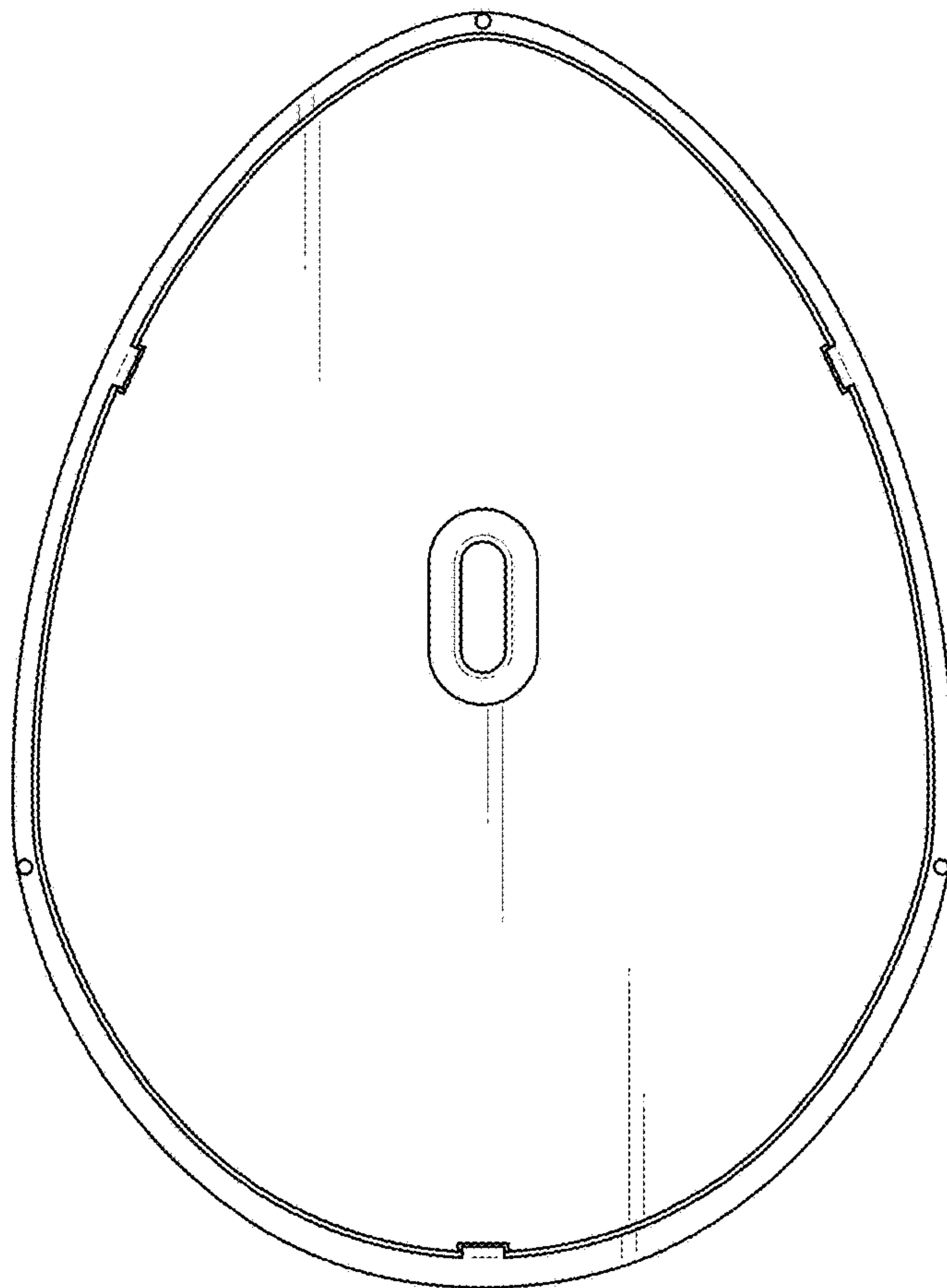


FIG. 6

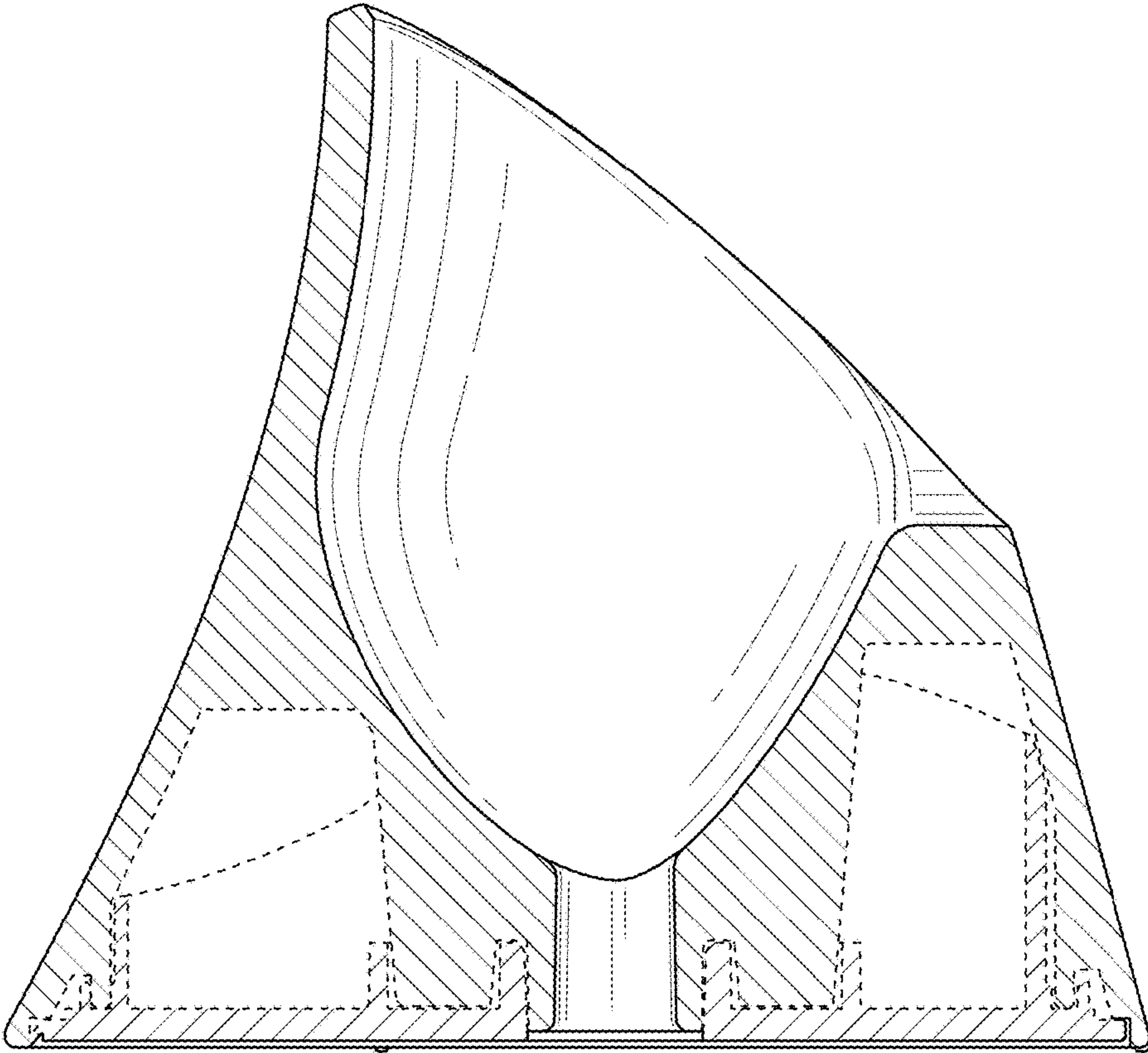


FIG. 7

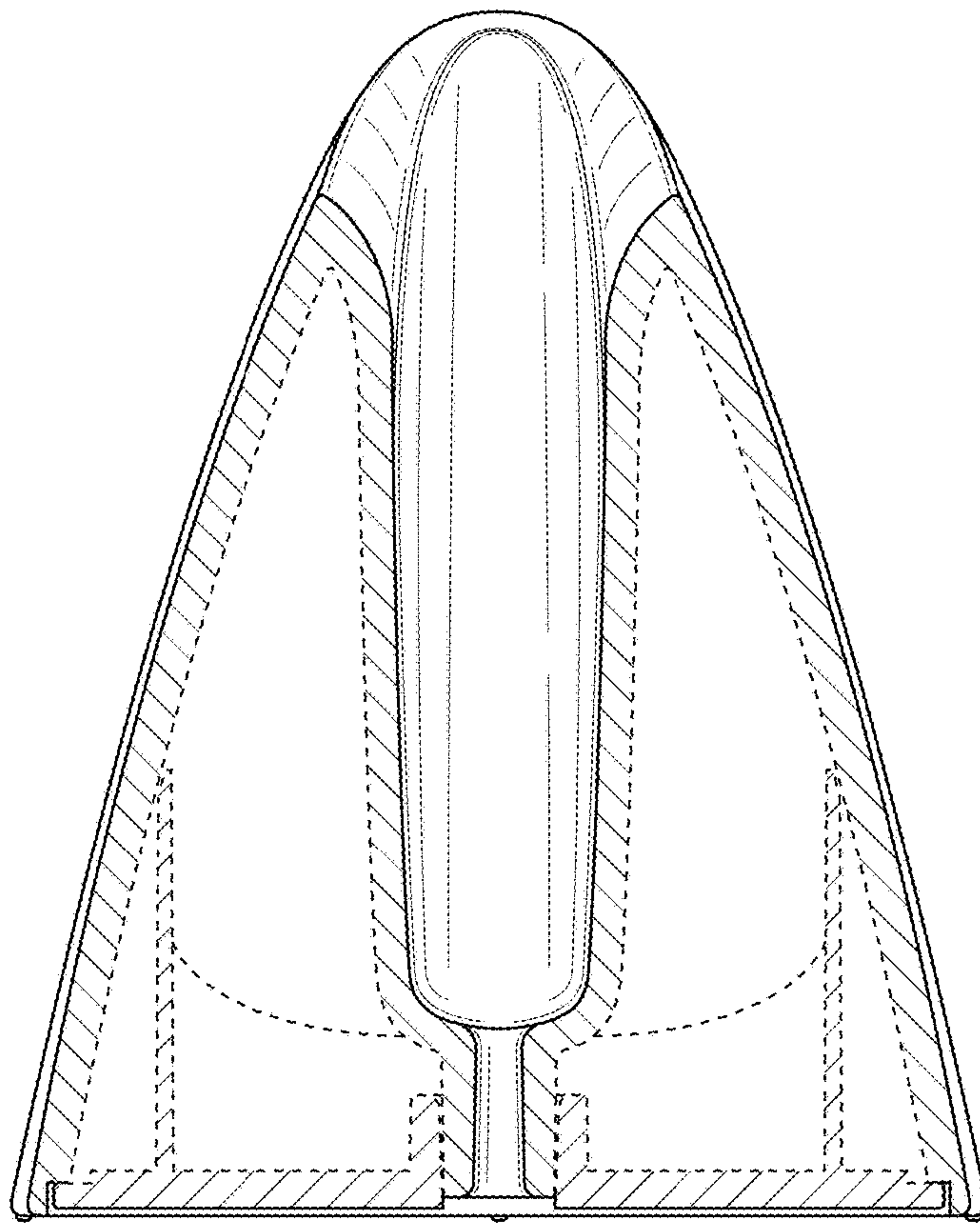


FIG. 8