



US00D861865S

(12) **United States Design Patent**
Hong

(10) **Patent No.:** **US D861,865 S**

(45) **Date of Patent:** **** Oct. 1, 2019**

(54) **TEETH MODEL FIXING PIN**

(71) Applicant: **BOWON DENTAL CO., LTD.**, Daegu (KR)

(72) Inventor: **Chang Sik Hong**, Daegu (KR)

(73) Assignee: **BOWON DENTAL CO., LTD.**, Daegu (KR)

(**) Term: **15 Years**

(21) Appl. No.: **29/603,220**

(22) Filed: **May 8, 2017**

(30) **Foreign Application Priority Data**

Nov. 23, 2016 (KR) 30-2016-0056287

(51) **LOC (12) Cl.** **24-03**

(52) **U.S. Cl.**
USPC **D24/156**

(58) **Field of Classification Search**

USPC D24/156
CPC A61C 8/00; A61C 8/0089; A61C 8/0069;
A61C 8/0054; A61C 8/0096; A61C
8/0039; A61C 8/0063; A61C 8/006; A61C
8/0001; A61C 8/0012; A61C 8/0075;
A61C 8/0083; A61C 13/225

See application file for complete search history.

(56) **References Cited**

U.S. PATENT DOCUMENTS

D457,964 S * 5/2002 Huffman D24/176
8,725,465 B2 * 5/2014 Hultgren A61C 7/00
433/24

9,456,882 B2 * 10/2016 Huffman A61C 11/00
2004/0029071 A1 * 2/2004 Huffman A61C 9/002
433/74
2007/0128579 A1 * 6/2007 Shima A61C 9/002
433/74
2008/0286712 A1 * 11/2008 Imgrund A61C 7/00
433/24
2009/0208895 A1 * 8/2009 Lin A61C 9/002
433/34

* cited by examiner

Primary Examiner — Charles D Hanson

(74) *Attorney, Agent, or Firm* — Hauptman Ham, LLP

(57) **CLAIM**

I claim the ornamental design for a teeth model fixing pin, as shown and described.

DESCRIPTION

FIG. 1 is a front perspective view of the teeth model fixing pin;
FIG. 2 is a front side view thereof;
FIG. 3 is a rear side view thereof
FIG. 4 is a left side view thereof;
FIG. 5 is a right side view thereof;
FIG. 6 is a top plane view thereof;
FIG. 7 is a bottom plane view thereof;
FIG. 8 is a reference figure of a front perspective view showing the state of combining the teeth model fixing pin with a sleeve and an end cap in use; and,
FIG. 9 is a reference figure of a front exploded perspective view showing the state of combining the teeth model fixing pin with a sleeve and an end cap in use.
The broken lines in the drawings form no part of the claimed design.

1 Claim, 8 Drawing Sheets

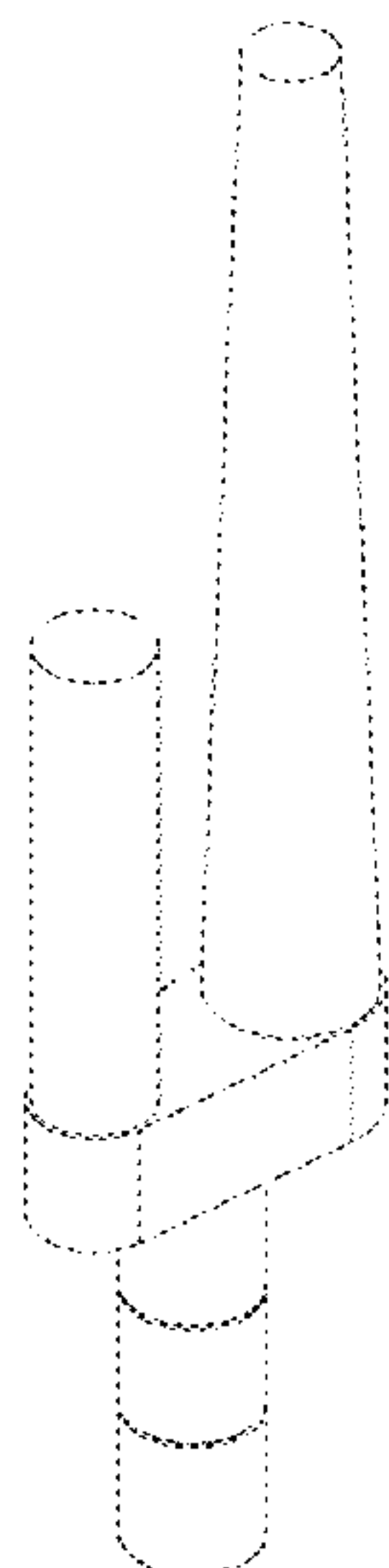


FIG. 1

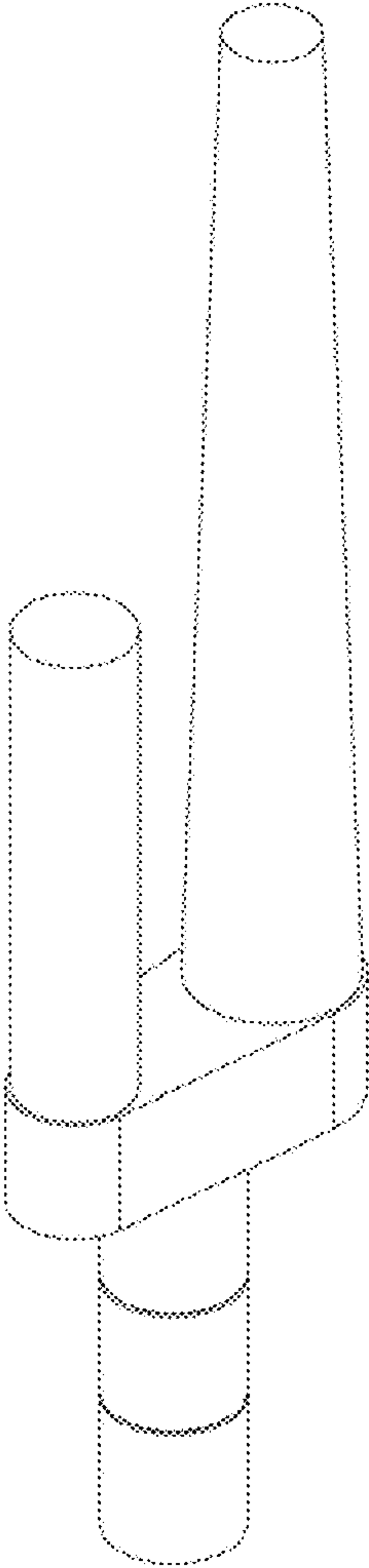


FIG. 2




FIG. 3




FIG. 4




FIG. 5




FIG. 6

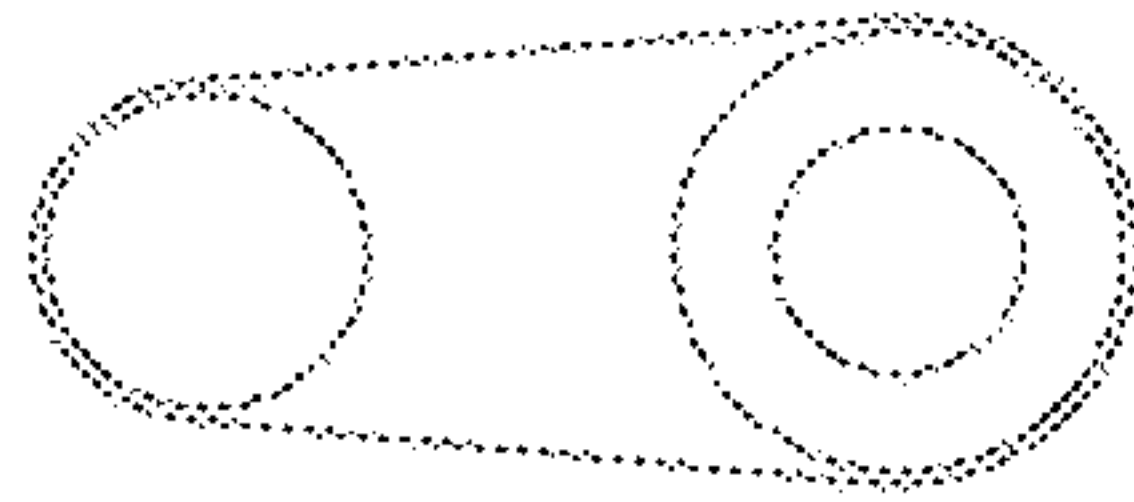


FIG. 7

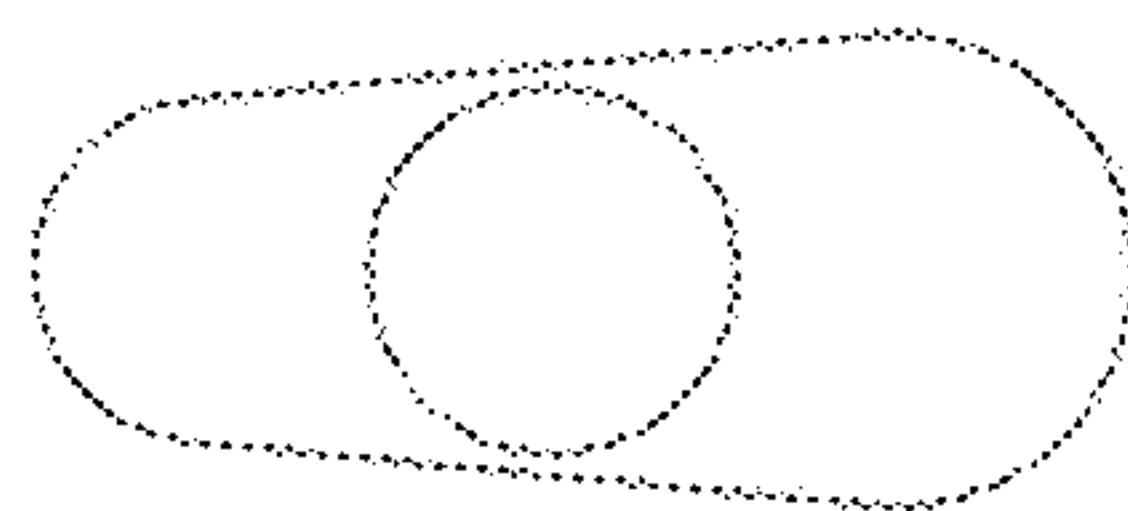


FIG. 8




FIG. 9

