



US00D861862S

(12) **United States Design Patent** (10) **Patent No.:** **US D861,862 S**  
**Agami et al.** (45) **Date of Patent:** **\*\* \*Oct. 1, 2019**

- (54) **ABSORBENT ARTICLE WITH A PATTERN**
- (71) Applicant: **The Procter & Gamble Company**, Cincinnati, OH (US)
- (72) Inventors: **Sion Agami**, Mason, OH (US); **Vanessa Marie Melendez**, Cincinnati, OH (US); **Monica R. Tournoux**, Columbus, OH (US); **Corinne Rowley**, Columbus, OH (US)
- (73) Assignee: **The Procter & Gamble Company**, Cincinnati, OH (US)
- (\*) Notice: This patent is subject to a terminal disclaimer.
- (\*\*) Term: **15 Years**
- (21) Appl. No.: **29/587,701**
- (22) Filed: **Dec. 15, 2016**
- (51) **LOC (12) Cl.** ..... **24-04**
- (52) **U.S. Cl.**  
USPC ..... **D24/126**
- (58) **Field of Classification Search**  
USPC ..... D2/700, 701; D24/124-126; 604/347, 604/348, 354, 358-601

(Continued)

(56) **References Cited**

**U.S. PATENT DOCUMENTS**

- D432,236 S \* 10/2000 Dutcher ..... D24/124
- D452,946 S \* 1/2002 Kim ..... D2/700

(Continued)

*Primary Examiner* — Thomas J Johannes  
*Assistant Examiner* — Samantha Q. Lawrence  
 (74) *Attorney, Agent, or Firm* — William E. Gallagher; Dara M. Kendall

(57) **CLAIM**

The ornamental design for an absorbent article with a pattern, as shown and described.

**DESCRIPTION**

FIG. 1 is a perspective view of a first embodiment of an absorbent article with a pattern;

FIG. 2 is a front view of the embodiment of an absorbent article with a pattern shown in FIG. 1;  
 FIG. 3 is a rear view of the embodiment of an absorbent article with a pattern shown in FIG. 1;  
 FIG. 4 is a right side view of the embodiment of an absorbent article with a pattern shown in FIG. 1;  
 FIG. 5 is a left side view of the embodiment of an absorbent article with a pattern shown in FIG. 1;  
 FIG. 6 is a top view of the embodiment of an absorbent article with a pattern shown in FIG. 1;  
 FIG. 7 is a bottom view of the embodiment of an absorbent article with a pattern shown in FIG. 1;  
 FIG. 8 is a perspective view of a second embodiment of an absorbent article with a pattern;  
 FIG. 9 is a front view of the embodiment of an absorbent article with a pattern shown in FIG. 8;  
 FIG. 10 is a rear view of the embodiment of an absorbent article with a pattern shown in FIG. 8;  
 FIG. 11 is a right side view of the embodiment of an absorbent article with a pattern shown in FIG. 8;  
 FIG. 12 is a left side view of the embodiment of an absorbent article with a pattern shown in FIG. 8;  
 FIG. 13 is a top view of the embodiment of an absorbent article with a pattern shown in FIG. 8;  
 FIG. 14 is a bottom view of the embodiment of an absorbent article with a pattern shown in FIG. 8;  
 FIG. 15 is a perspective view of a third embodiment of an absorbent article with a pattern;  
 FIG. 16 is a front view of the embodiment of an absorbent article with a pattern shown in FIG. 15;  
 FIG. 17 is a rear view of the embodiment of an absorbent article with a pattern shown in FIG. 15;  
 FIG. 18 is a right side view of the embodiment of an absorbent article with a pattern shown in FIG. 15;  
 FIG. 19 is a left side view of the embodiment of an absorbent article with a pattern shown in FIG. 15;  
 FIG. 20 is a top view of the embodiment of an absorbent article with a pattern shown in FIG. 15; and  
 FIG. 21 is a bottom view of the embodiment of an absorbent article with a pattern shown in FIG. 15.  
 FIG. 22 is a perspective view of a fourth embodiment of an absorbent article with a pattern;  
 FIG. 23 is a front view of the embodiment of an absorbent article with a pattern shown in FIG. 22;

(Continued)



FIG. 24 is a rear view of the embodiment of an absorbent article with a pattern shown in FIG. 22;  
 FIG. 25 is a right side view of the embodiment of an absorbent article with a pattern shown in FIG. 22;  
 FIG. 26 is a left side view of the embodiment of an absorbent article with a pattern shown in FIG. 22;  
 FIG. 27 is a top view of the embodiment of an absorbent article with a pattern shown in FIG. 22; and,  
 FIG. 28 is a bottom view of the embodiment of an absorbent article with a pattern shown in FIG. 22.  
 The broken lines shown in the drawings illustrate portions of the absorbent article with a pattern that form no part of the claimed design.

**1 Claim, 20 Drawing Sheets**

(58) **Field of Classification Search**

CPC ..... A61F 13/15; A61F 13/64; A61F 13/476;  
 A61F 13/5611; A61F 13/4704; A61F

13/535; A61F 13/539; A61F 13/47; A61F  
 13/531

See application file for complete search history.

(56)

**References Cited**

U.S. PATENT DOCUMENTS

D453,259	S *	2/2002	Kim .....	D2/700
D479,989	S *	9/2003	Drumm .....	D24/126
9,101,513	B2 *	8/2015	Takahashi .....	A61F 13/49466
9,278,032	B2 *	3/2016	Morimoto .....	A61F 13/5622
D756,509	S *	5/2016	Hedbratt .....	D24/126
D760,892	S *	7/2016	Hedbratt .....	D24/126
D782,157	S *	3/2017	Shoemaker .....	A41B 9/008
				D2/712
9,610,203	B2 *	4/2017	Wade .....	A61F 13/49014
2001/0053898	A1 *	12/2001	Olson .....	A61F 13/42
				604/361
2006/0173436	A1 *	8/2006	Krautkramer .....	A61F 13/49011
				604/393
2013/0306225	A1 *	11/2013	Wade .....	A61F 13/15601
				156/163

\* cited by examiner



Fig. 1



Fig. 2




Fig. 3

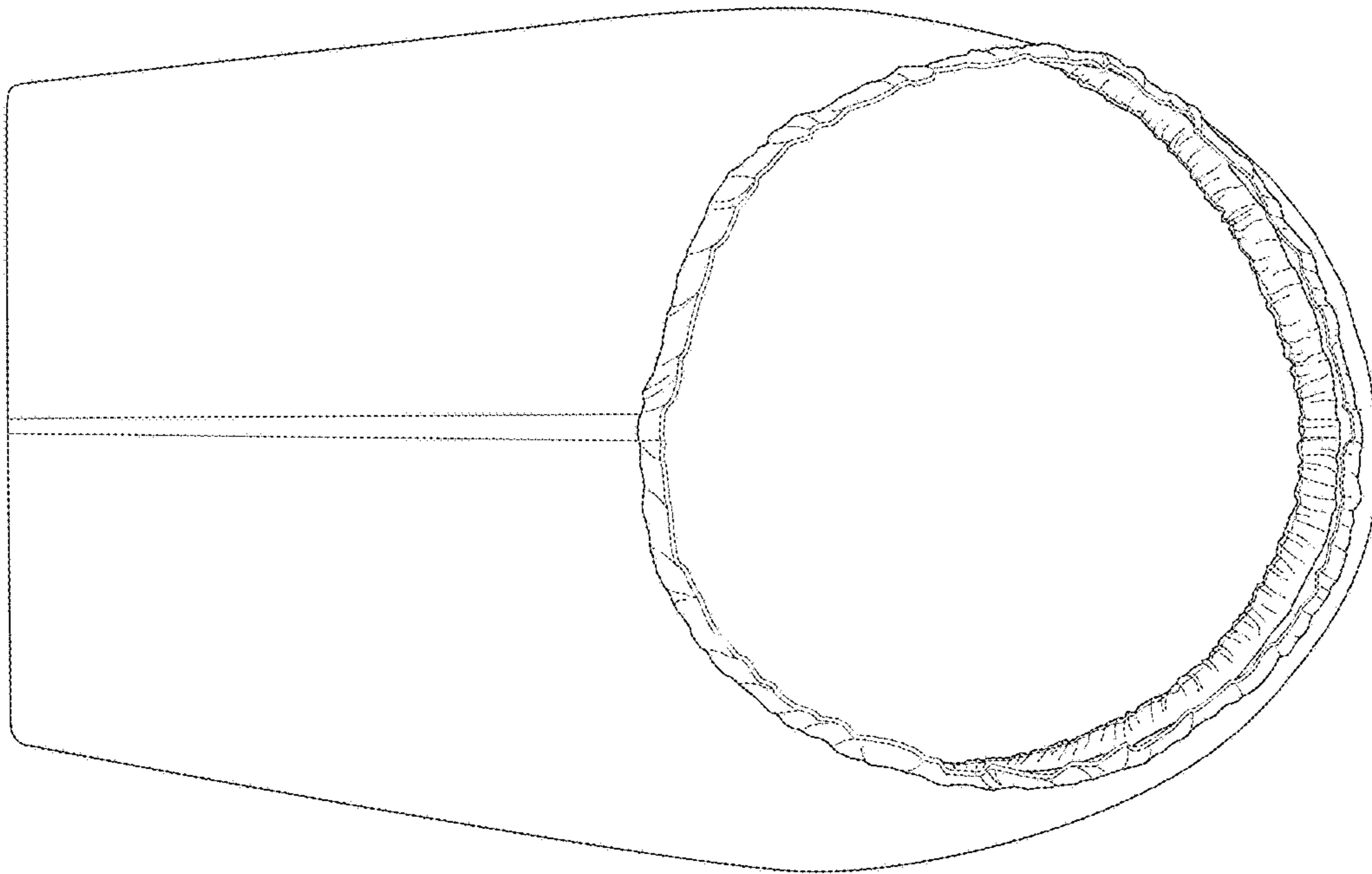


Fig. 5




Fig. 4




Fig. 6

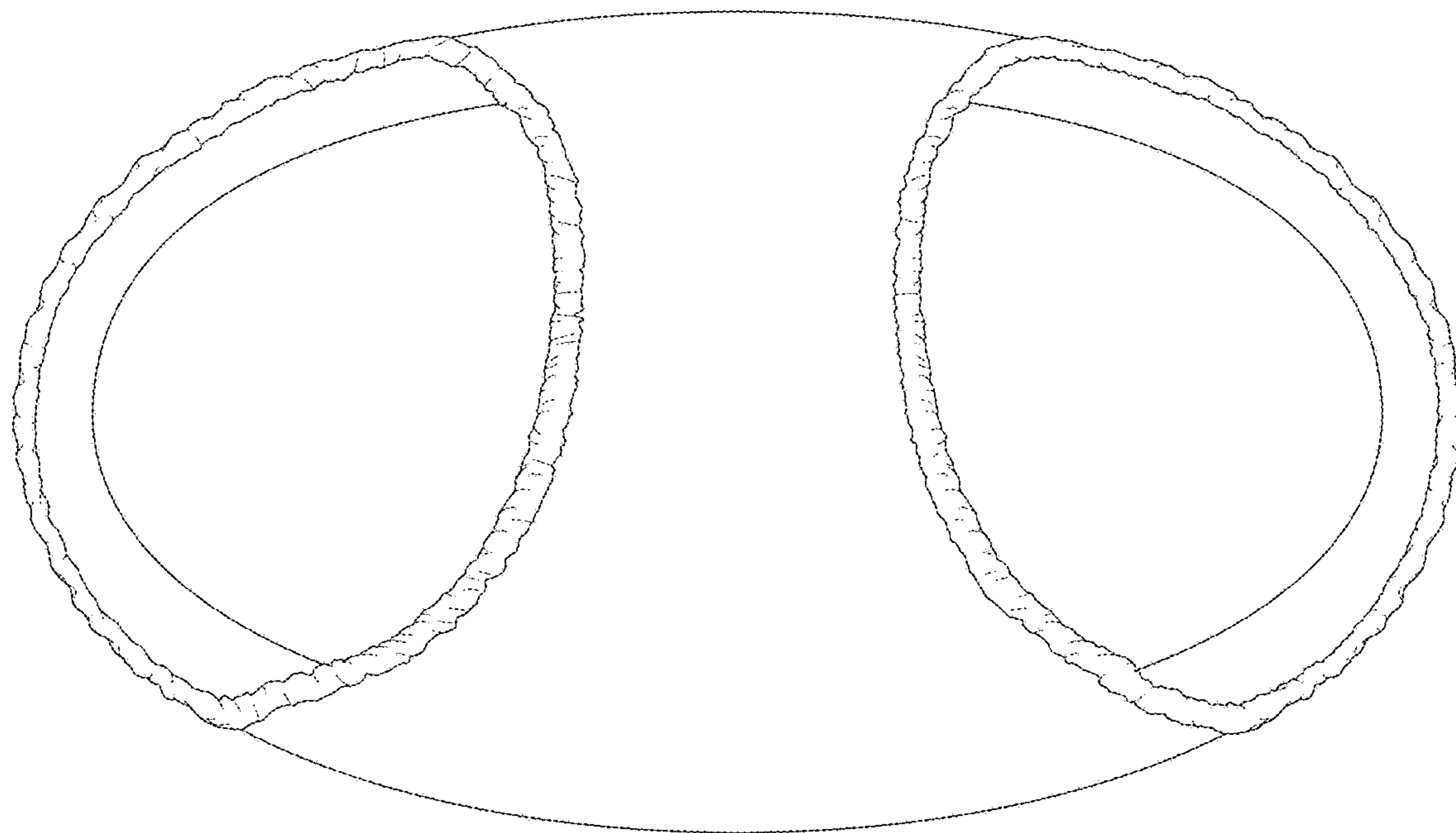


Fig. 7



Fig. 8





Fig. 9




Fig. 10

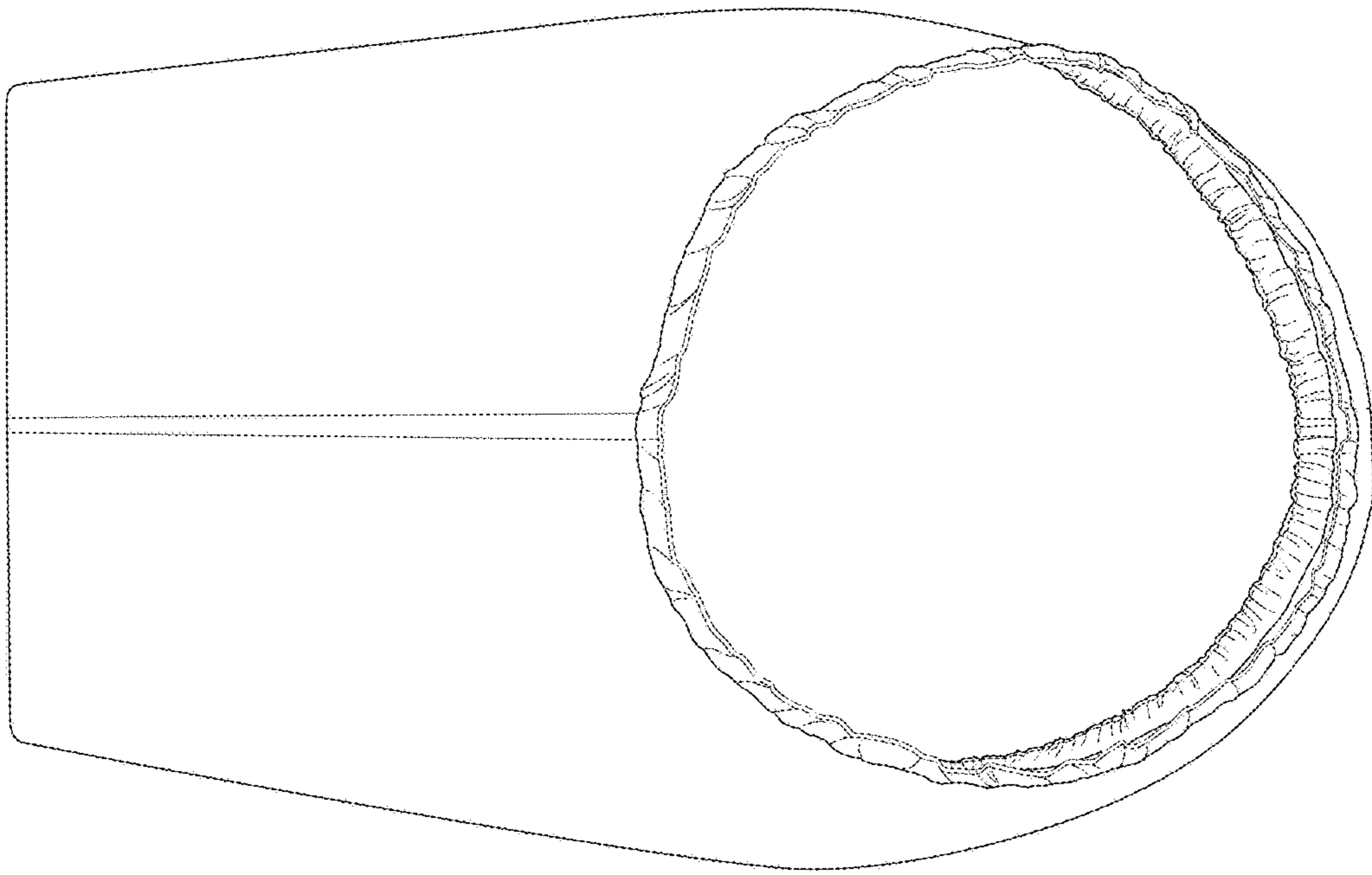


Fig. 12




Fig. 11




Fig. 13

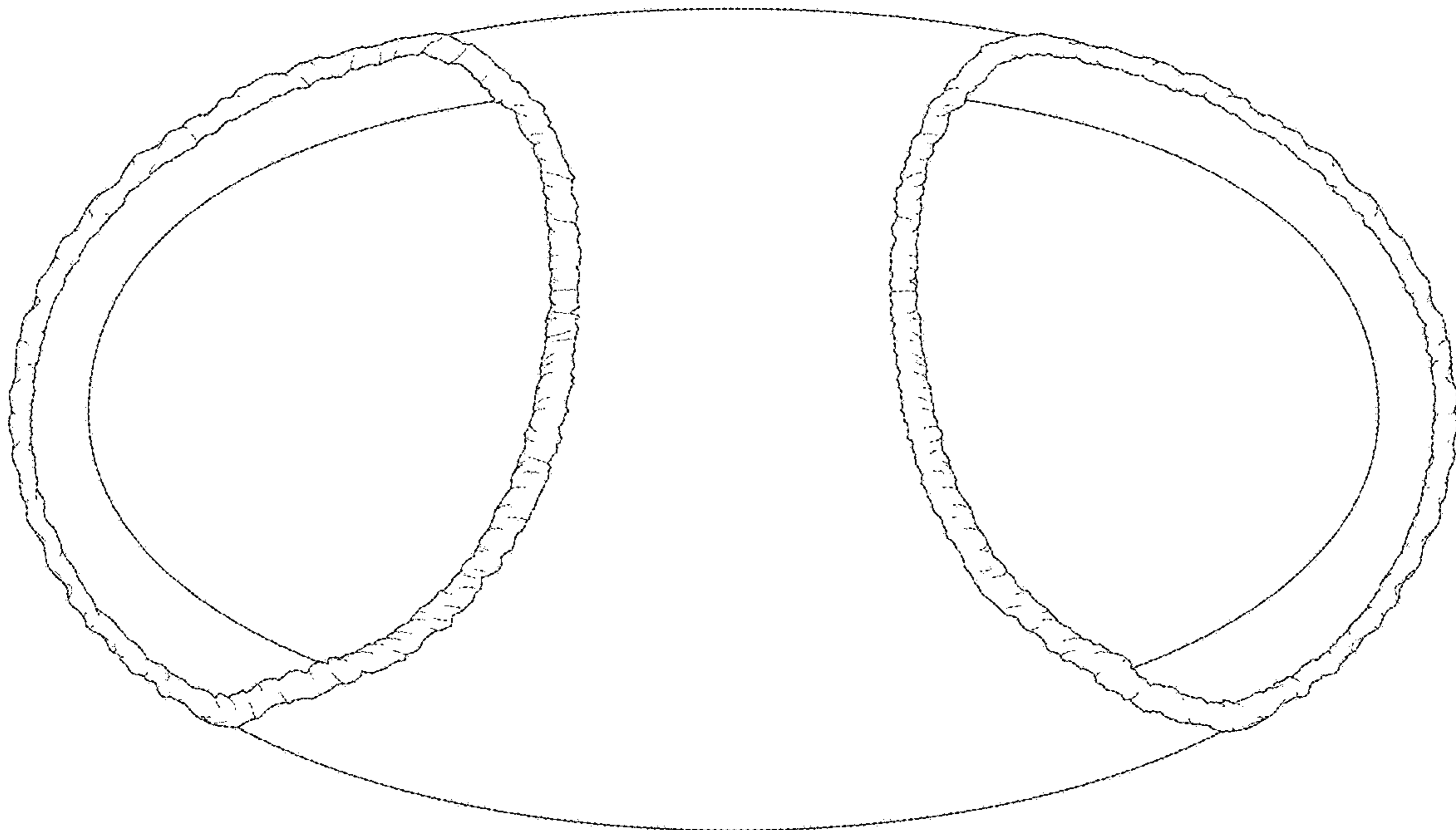


Fig. 14



Fig. 15




Fig. 16




Fig. 17

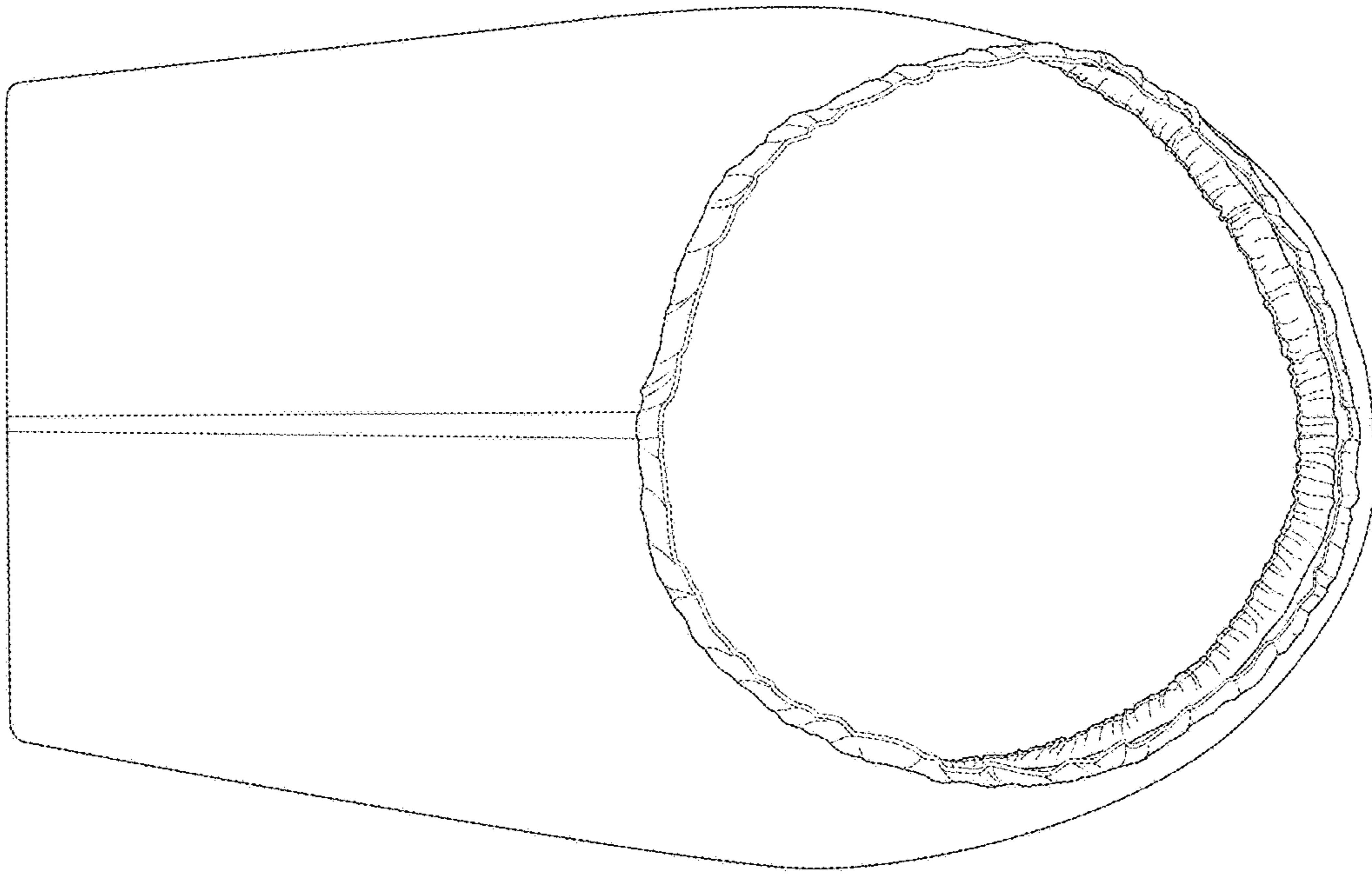


Fig. 19




Fig. 18



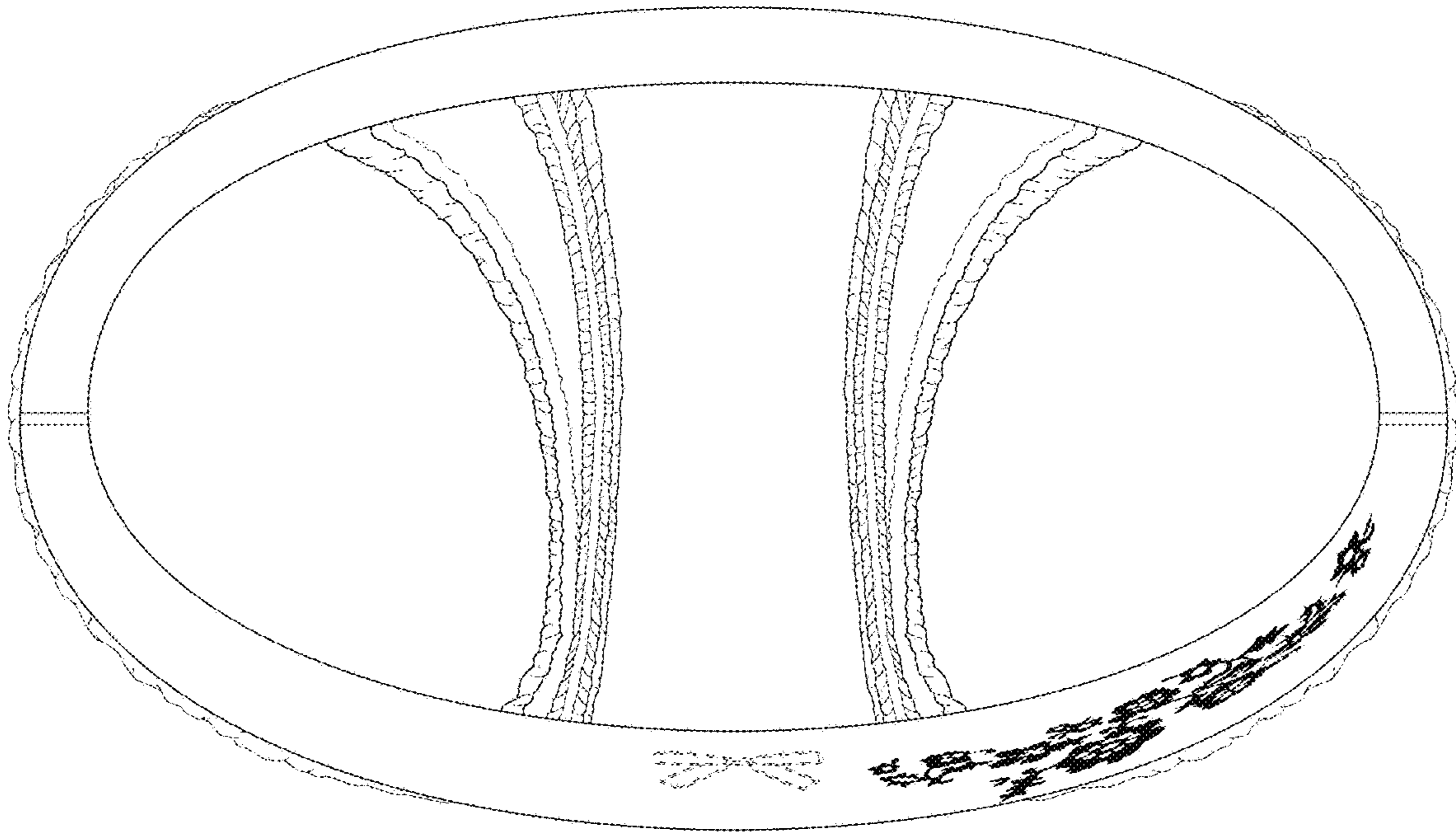


Fig. 20

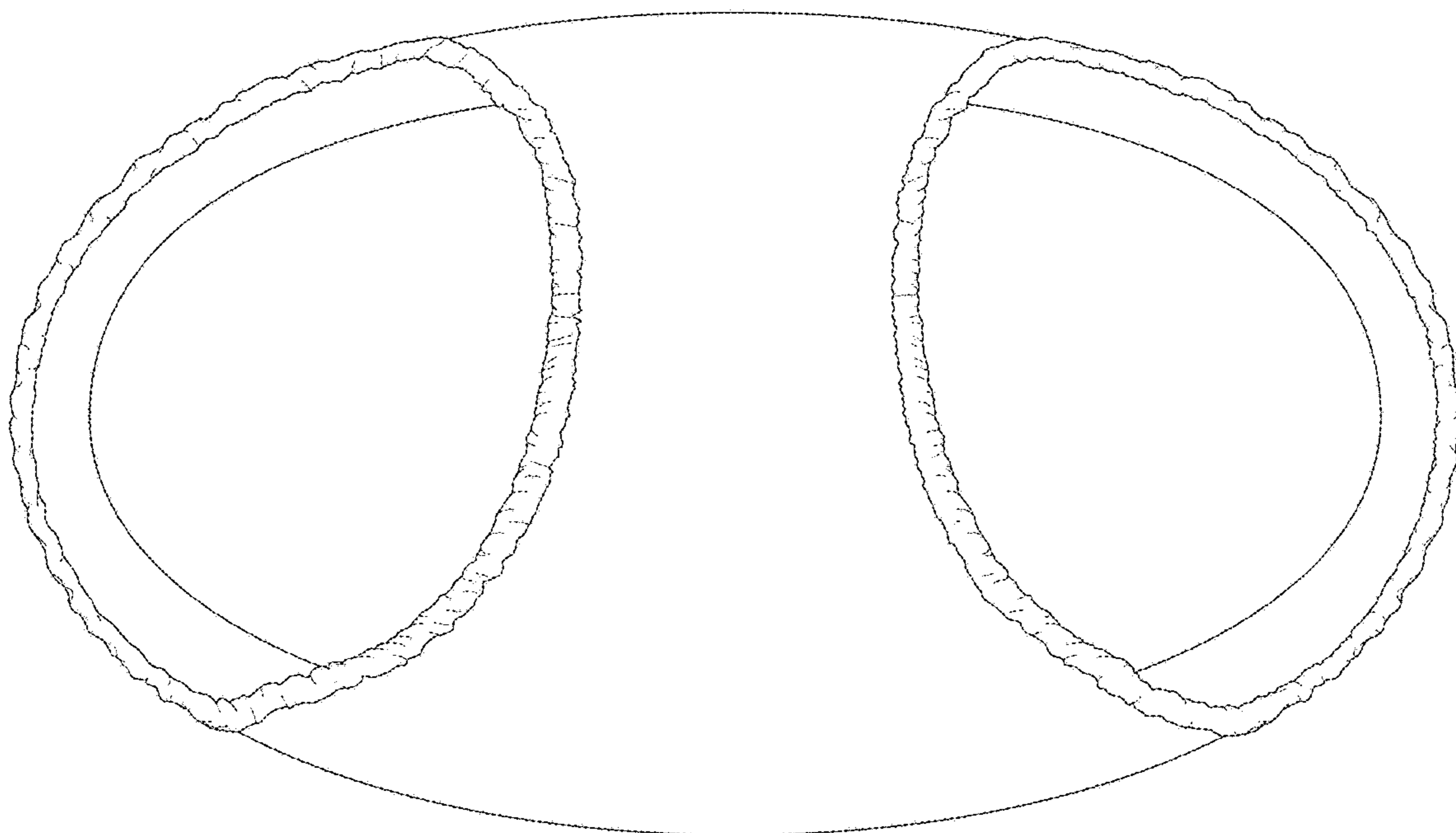


Fig. 21



Fig. 22




Fig. 23




Fig. 24

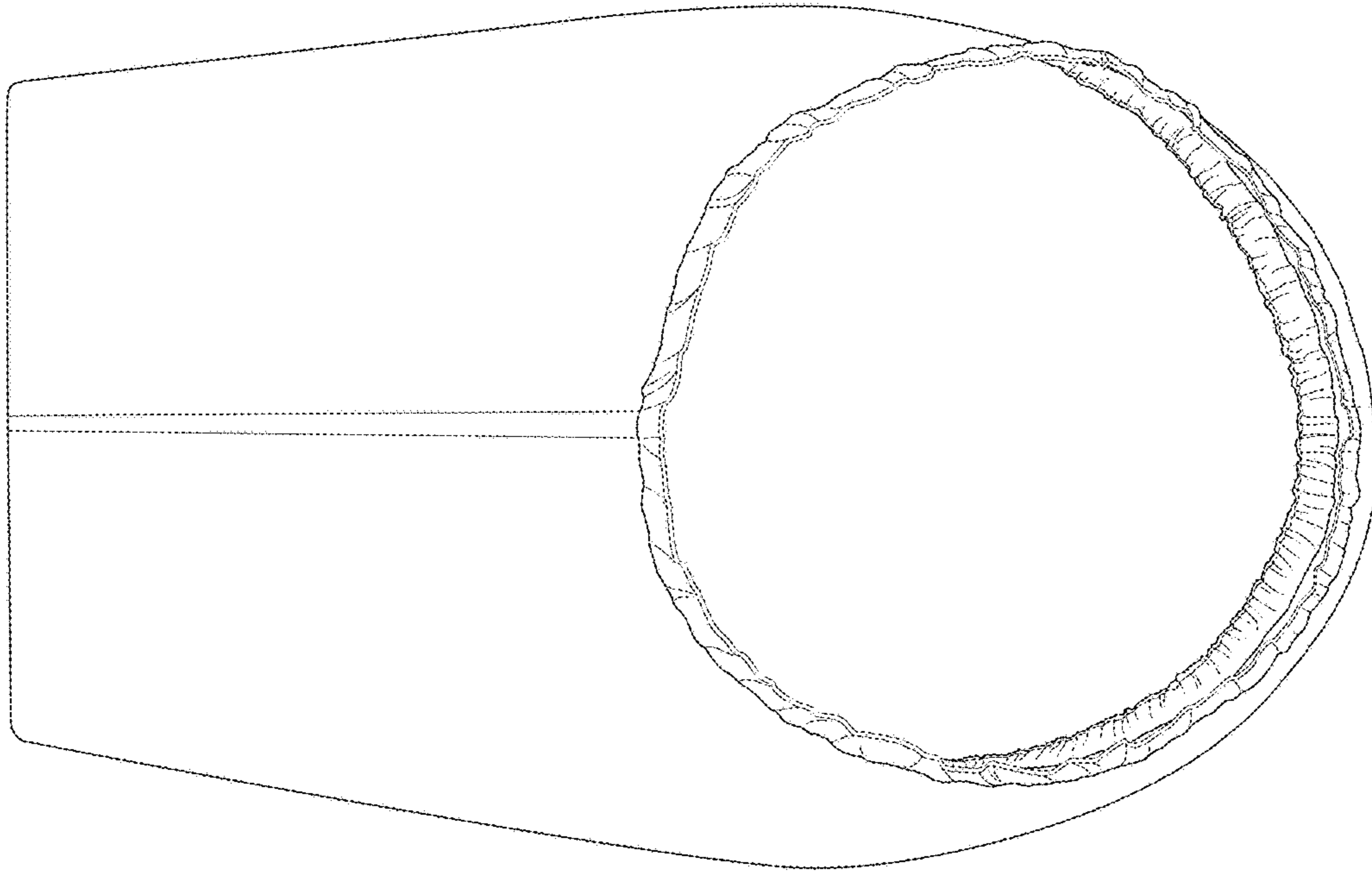


Fig. 26




Fig. 25

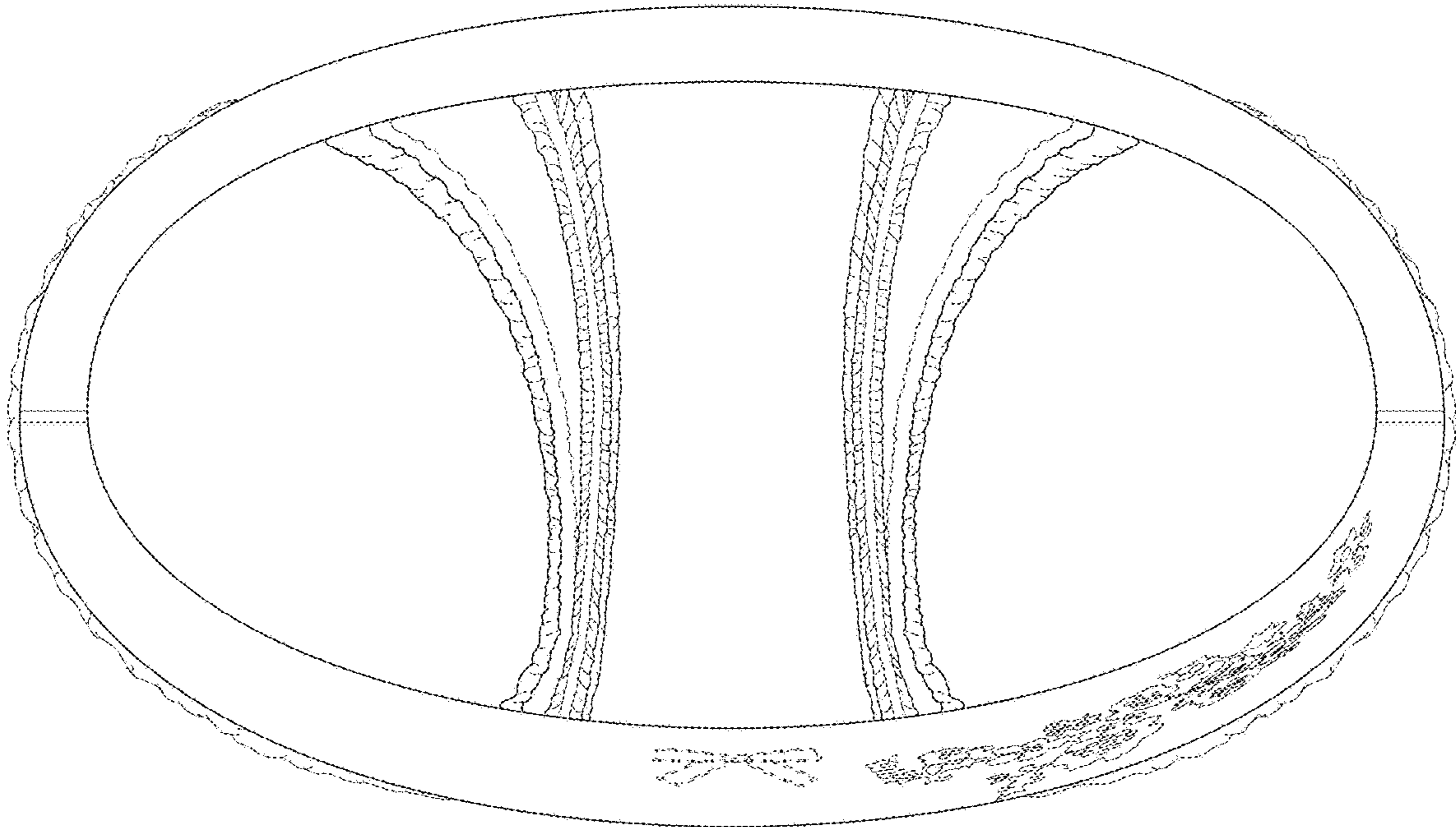


Fig. 27

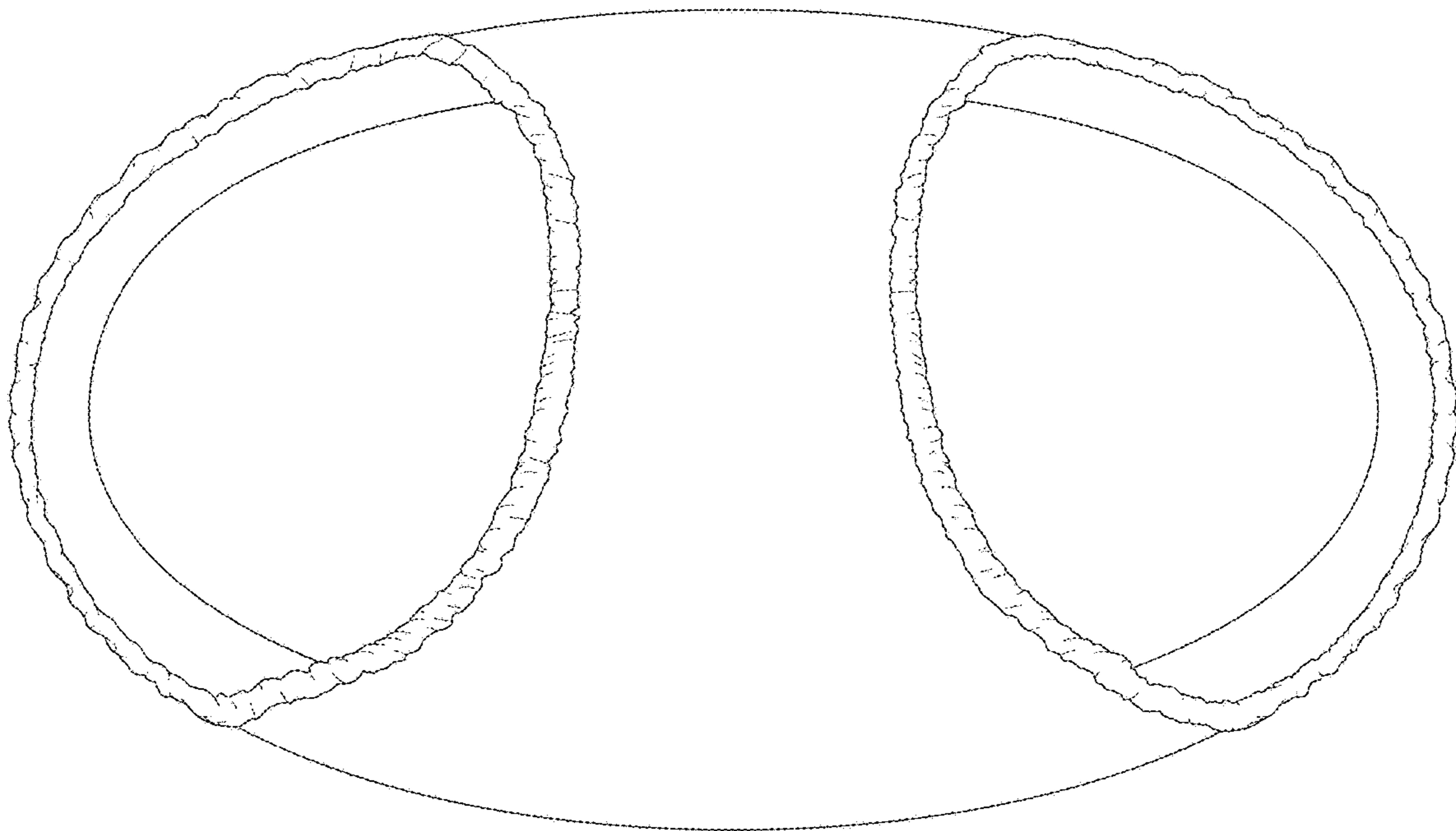


Fig. 28