



US00D861859S

(12) **United States Design Patent** (10) **Patent No.:** **US D861,859 S**
Rapp et al. (45) **Date of Patent:** **** Oct. 1, 2019**

(54) **INJECTION DEVICE AND CAP FOR INJECTION DEVICE**

(71) Applicant: **Sanofi-Aventis Deutschland GmbH**,
Frankfurt am Main (DE)

(72) Inventors: **Katrin Rapp**, Frankfurt am Main (DE);
Oliver Greven, Frankfurt am Main (DE); **Marc Schader**, Frankfurt am Main (DE)

(73) Assignee: **Sanofi-Aventis Deutschland GMBH**,
Frankfurt am Main (DE)

(**) Term: **15 Years**

(21) Appl. No.: **29/595,799**

(22) Filed: **Mar. 2, 2017**

(30) **Foreign Application Priority Data**

Sep. 7, 2016 (EM) 003368687

(51) **LOC (12) Cl.** **24-02**

(52) **U.S. Cl.**
USPC **D24/113**

(58) **Field of Classification Search**
USPC D24/112–114, 108, 133, 130, 127, 186;
606/181, 185; 604/264, 272, 187, 181,
604/184, 227
CPC A61M 5/178; A61M 3/00; A61M 5/20;
A61M 5/31; A61M 5/3146; A61M
5/3129; A61M 5/3148; A61M 5/315

See application file for complete search history.

(56) **References Cited**

U.S. PATENT DOCUMENTS

6,575,939 B1 *	6/2003	Brunel	A61M 5/2033 604/110
D545,364 S *	6/2007	Ternovits	D19/163
D650,857 S *	12/2011	Lira-Nunez	D19/168
D697,205 S *	1/2014	Schneider	D24/113
D708,317 S *	7/2014	Schneider	D24/113
D731,051 S *	6/2015	Olson	D24/114
D732,161 S *	6/2015	Ohashi	D24/113
D757,255 S *	5/2016	Wohlfahrt	D24/113
D758,567 S *	6/2016	Wohlfahrt	D24/113
D758,569 S *	6/2016	Wohlfahrt	D24/113
D773,648 S *	12/2016	Wohlfahrt	D24/113
D789,528 S *	6/2017	Wohlfahrt	D24/130
D793,547 S *	8/2017	Burkett	D24/112

* cited by examiner

Primary Examiner — David G Muller

(74) *Attorney, Agent, or Firm* — Fish & Richardson P.C.

(57) **CLAIM**

The ornamental design for an injection device and cap for injection device, substantially as shown and described.

DESCRIPTION

FIG. 1 is a front top-left perspective view of the injection device;
FIG. 2 is a front bottom-left perspective view thereof;
FIG. 3 is a front view thereof;
FIG. 4 is a back view thereof;
FIG. 5 is a side view thereof, with the opposite side view being the same;
FIG. 6 is a top view thereof; and,
FIG. 7 is a bottom view thereof.

1 Claim, 7 Drawing Sheets

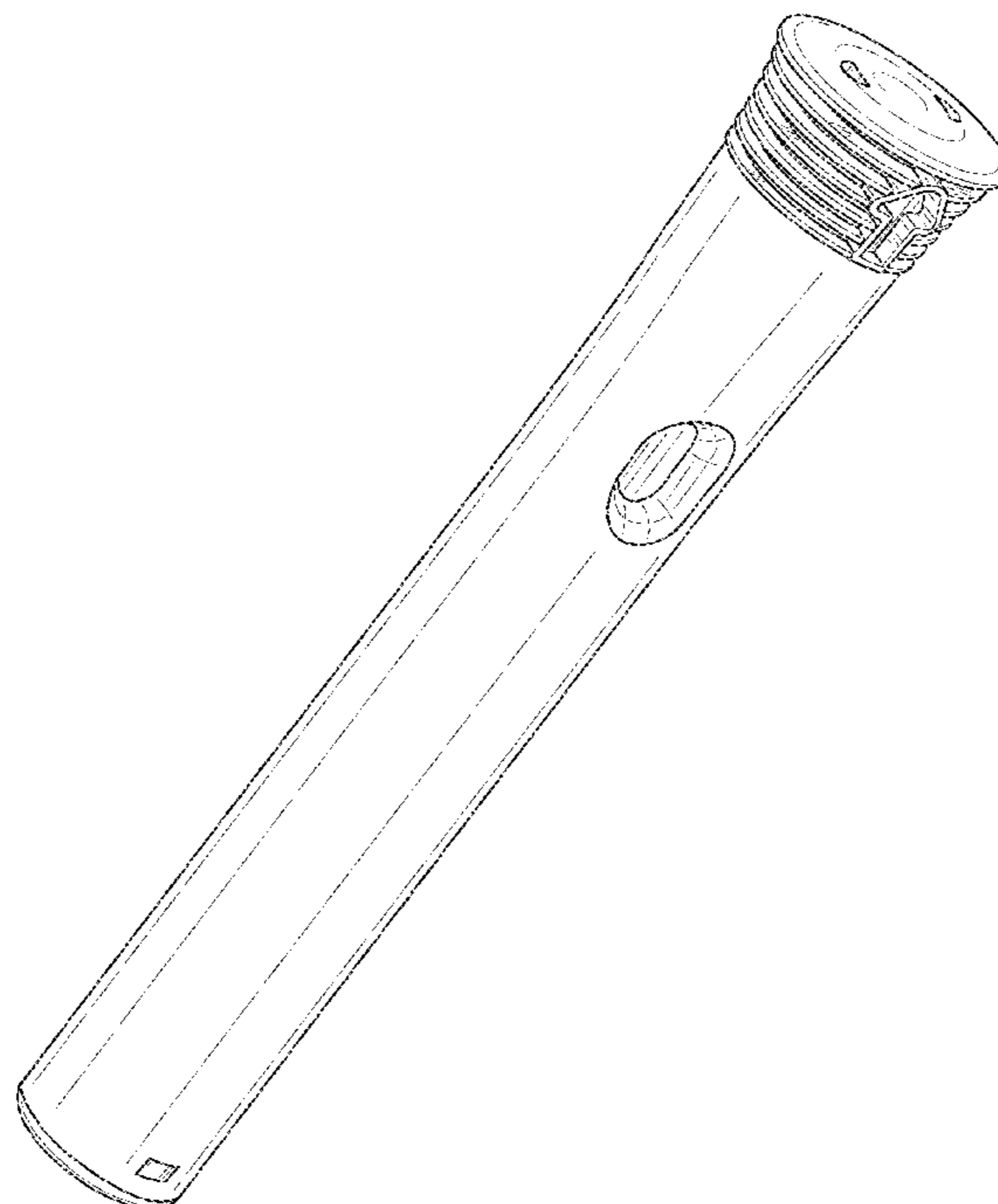


FIG. 1

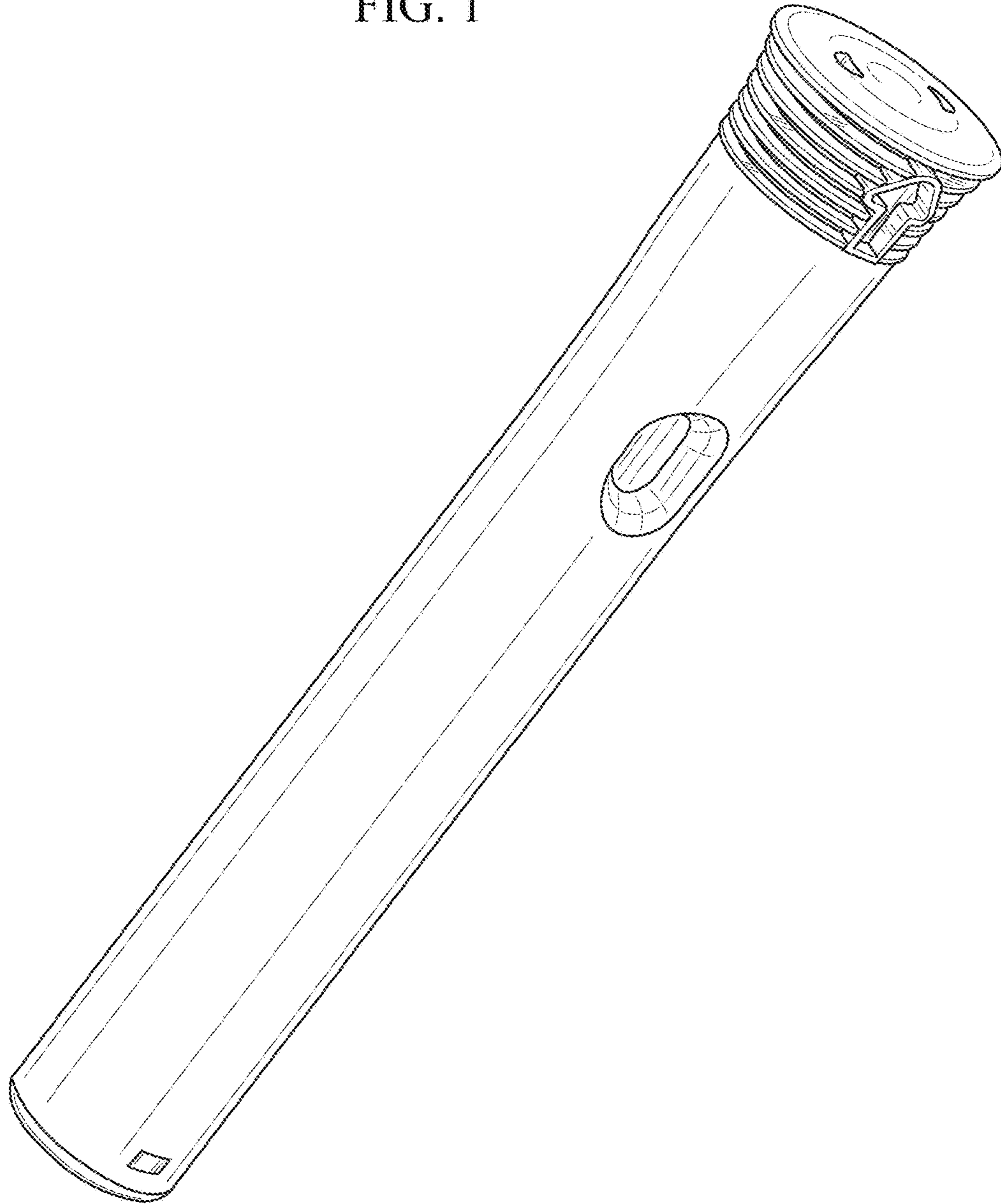
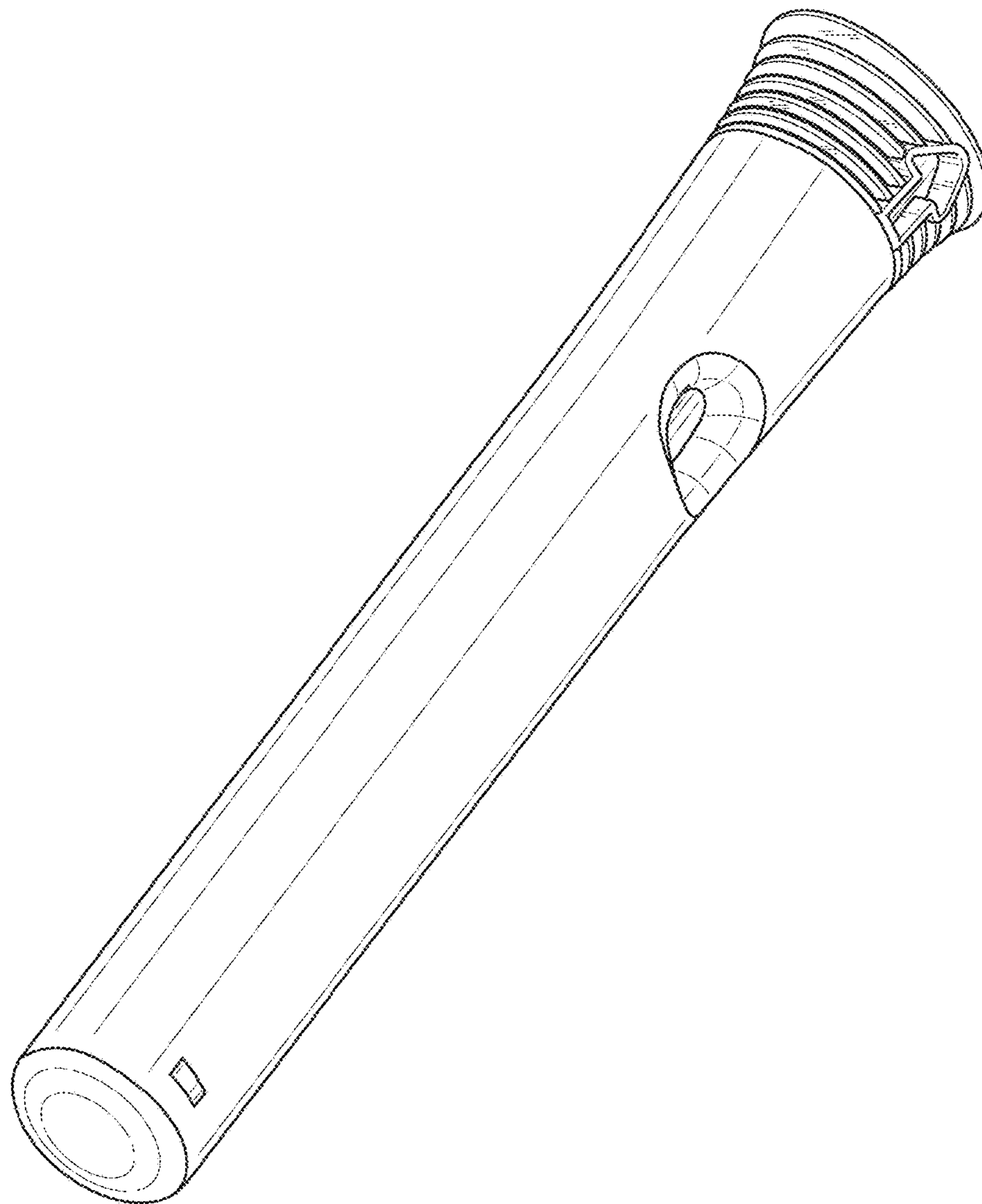


FIG. 2



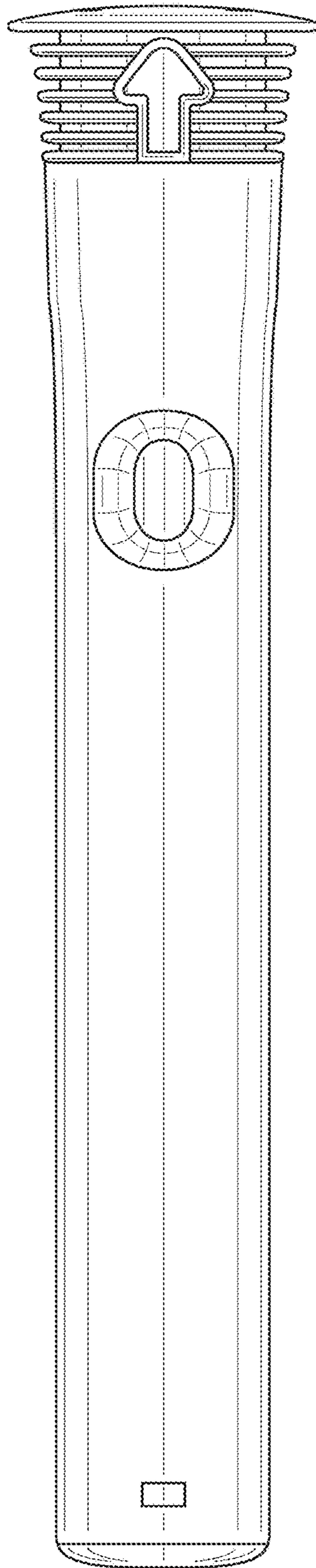
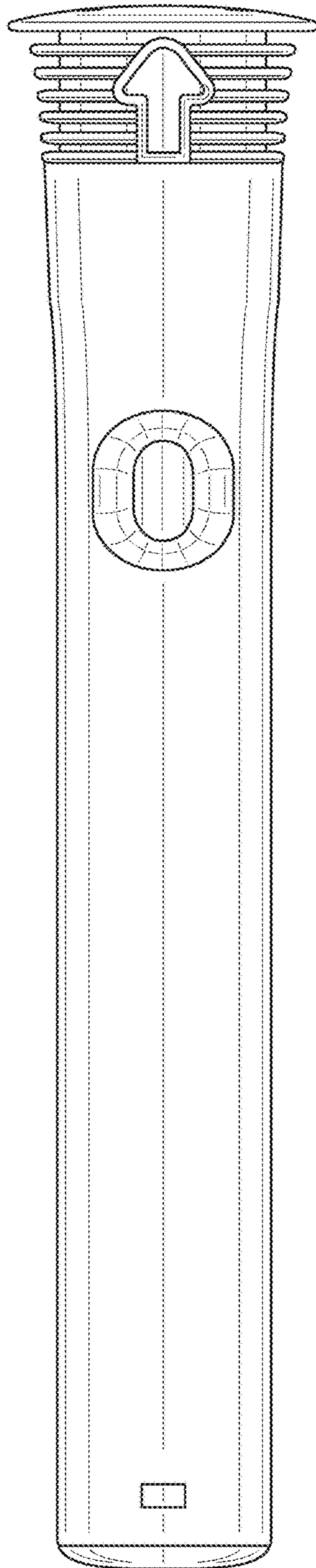


FIG. 3

FIG. 4



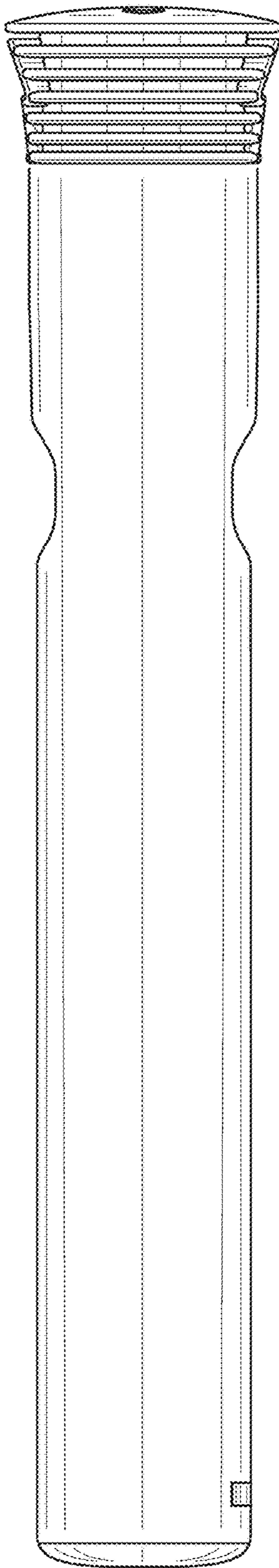


FIG. 5

FIG. 6

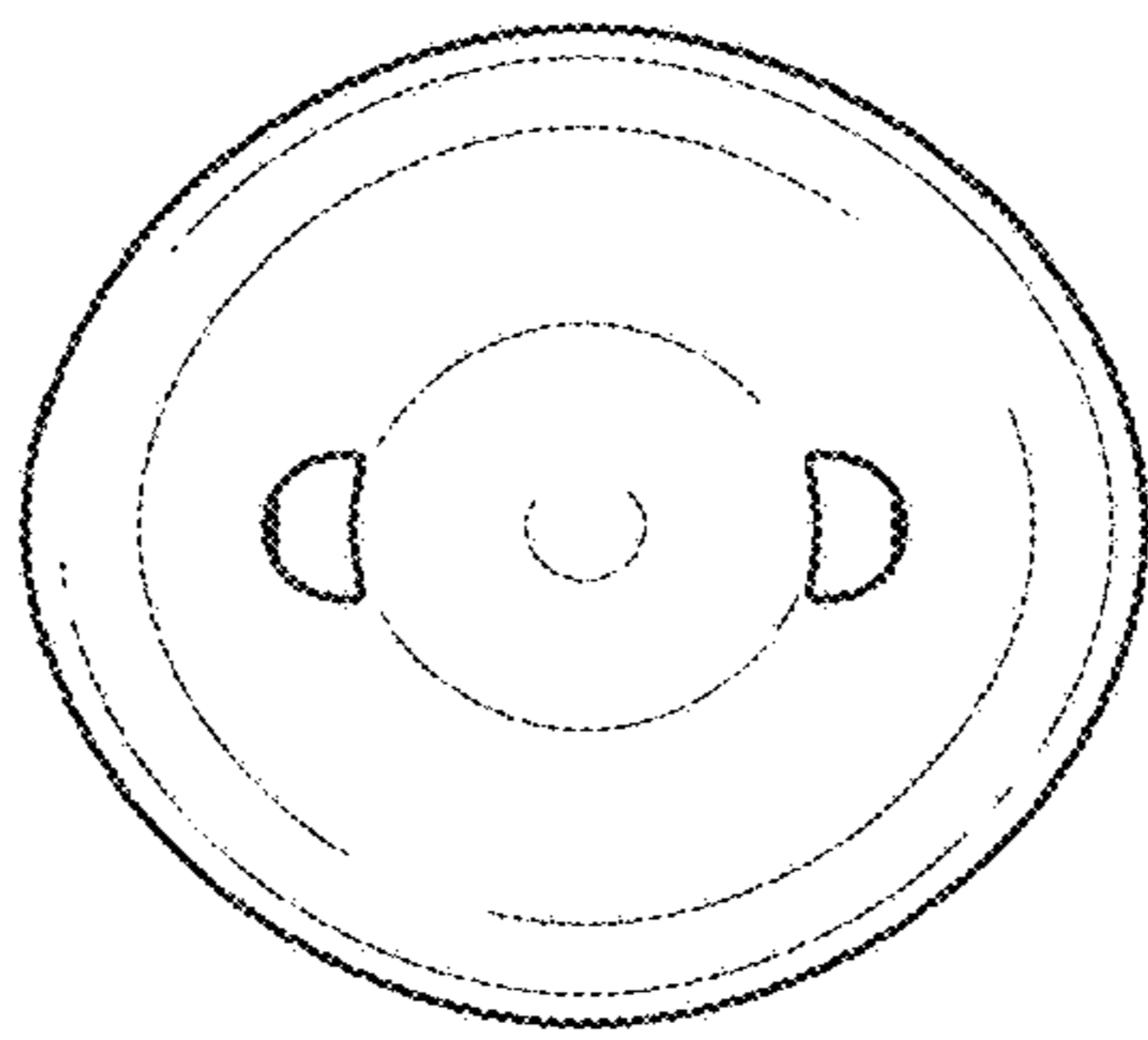


FIG. 7

