



US00D861823S

(12) **United States Design Patent**
Shelton et al.

(10) **Patent No.:** **US D861,823 S**
(45) **Date of Patent:** **** Oct. 1, 2019**

(54) **AIMING FIXTURE ATTACHABLE TO A FIREARM**

- (71) Applicant: **RAILSCALES LLC**, Broken Arrow, OK (US)
- (72) Inventors: **Derek Hunter Shelton**, Claremore, OK (US); **Brent Taylor McGuire**, Depew, OK (US)
- (73) Assignee: **Railscales LLC**, Claremore, OK (US)
- (**) Term: **15 Years**

- (21) Appl. No.: **29/602,764**
- (22) Filed: **May 3, 2017**
- (51) **LOC (12) Cl.** **22-01**
- (52) **U.S. Cl.**
USPC **D22/109**
- (58) **Field of Classification Search**
USPC D22/104–105, 107–110, 199;
D21/571–575
CPC F41G 1/44; F41G 1/54; F41G 1/545
See application file for complete search history.

(56) **References Cited**

U.S. PATENT DOCUMENTS

D406,629 S *	3/1999	Banfill	D22/100
D685,051 S *	6/2013	Melville	D22/108
D695,870 S *	12/2013	Melville	D22/108
D746,403 S *	12/2015	Kielsmeier	D22/108
D802,697 S *	11/2017	Dueck	D22/108
D820,921 S *	6/2018	Chu	D21/573
D837,331 S *	1/2019	Garner	D22/108
2013/0326893 A1 *	12/2013	Schmidt	F41G 1/545 33/286
2014/0259855 A1 *	9/2014	Abo	F41G 1/345 42/132
2016/0102942 A1 *	4/2016	Abo	F41G 1/12 42/132
2019/0049217 A1 *	2/2019	Costet	F41G 1/17
2019/0063857 A1 *	2/2019	Garner	F41A 9/65

OTHER PUBLICATIONS

DBAL Front Sight, posted at RailScales LLC, review posting date Jul. 4, 2018. Site visited Jan. 23, 2019. URL: <https://www.railscales.us/products/leaf> (Year: 2018).*

IR Improvement—the Leaf, posted at Breach Bang Clear, posting date Jun. 26, 2017. Site visited Jan. 23, 2019. URL: <https://www.breachbangclear.com/ir-improved-the-leaf/> (Year: 2017).*

Adjustable Target Pistol Sight, posted at Dillon Precision, posting date Jun. 23, 2016. Site visited Jan. 23, 2019. URL: <https://web.archive.org/web/20160623083606/https://www.dillonprecision.com/adjustable-target-pistol-sight_8_28_24999.html> (Year: 2016).*

* cited by examiner

Primary Examiner — Kevin K Rudzinski
Assistant Examiner — Kathleen L Jones
 (74) *Attorney, Agent, or Firm* — Eversheds Sutherland (US) LLP

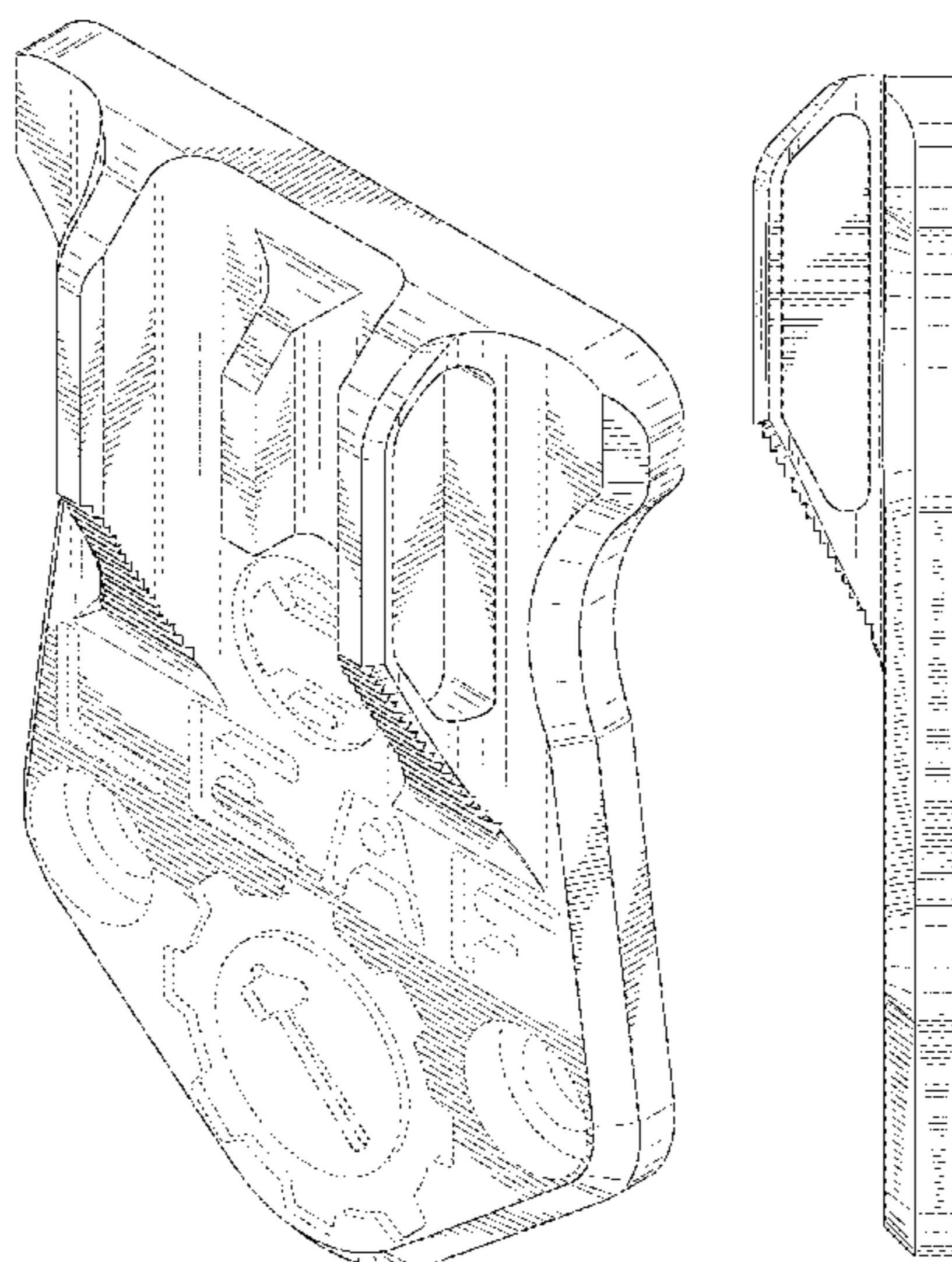
(57) **CLAIM**

We claim the ornamental design for an aiming fixture attachable to a firearm, as shown and described.

DESCRIPTION

FIG. 1 is a perspective view of an aiming fixture attachable to a firearm;
 FIG. 2 is a top view thereof;
 FIG. 3 is a bottom view thereof;
 FIG. 4 is a side view thereof;
 FIG. 5 is a side view thereof;
 FIG. 6 is a front view thereof; and,
 FIG. 7 is a rear view thereof.
 The broken lines showing portions of the article are for illustrative purposes only and do not form a part of the claimed design.

1 Claim, 5 Drawing Sheets



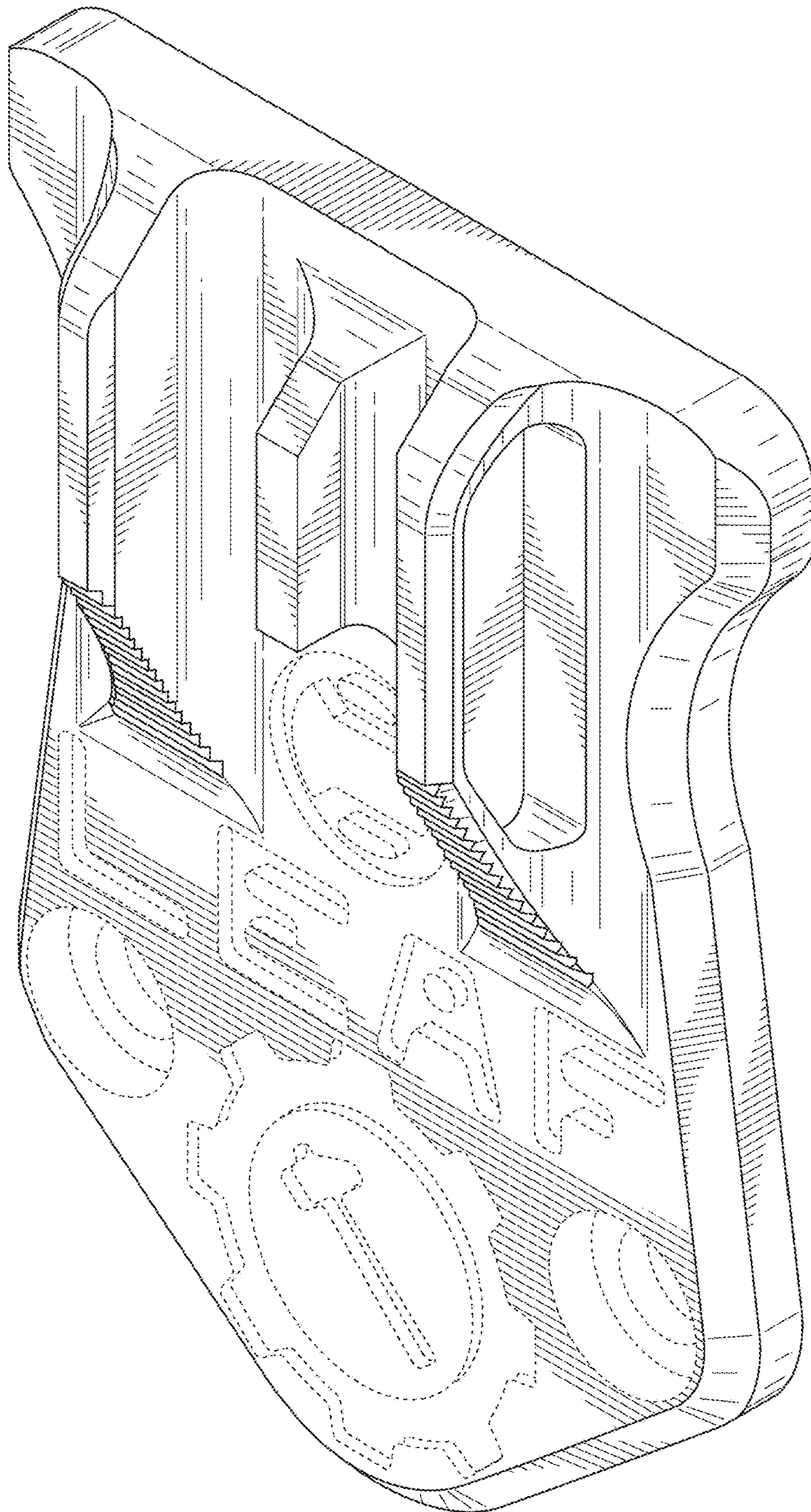


FIG. 1

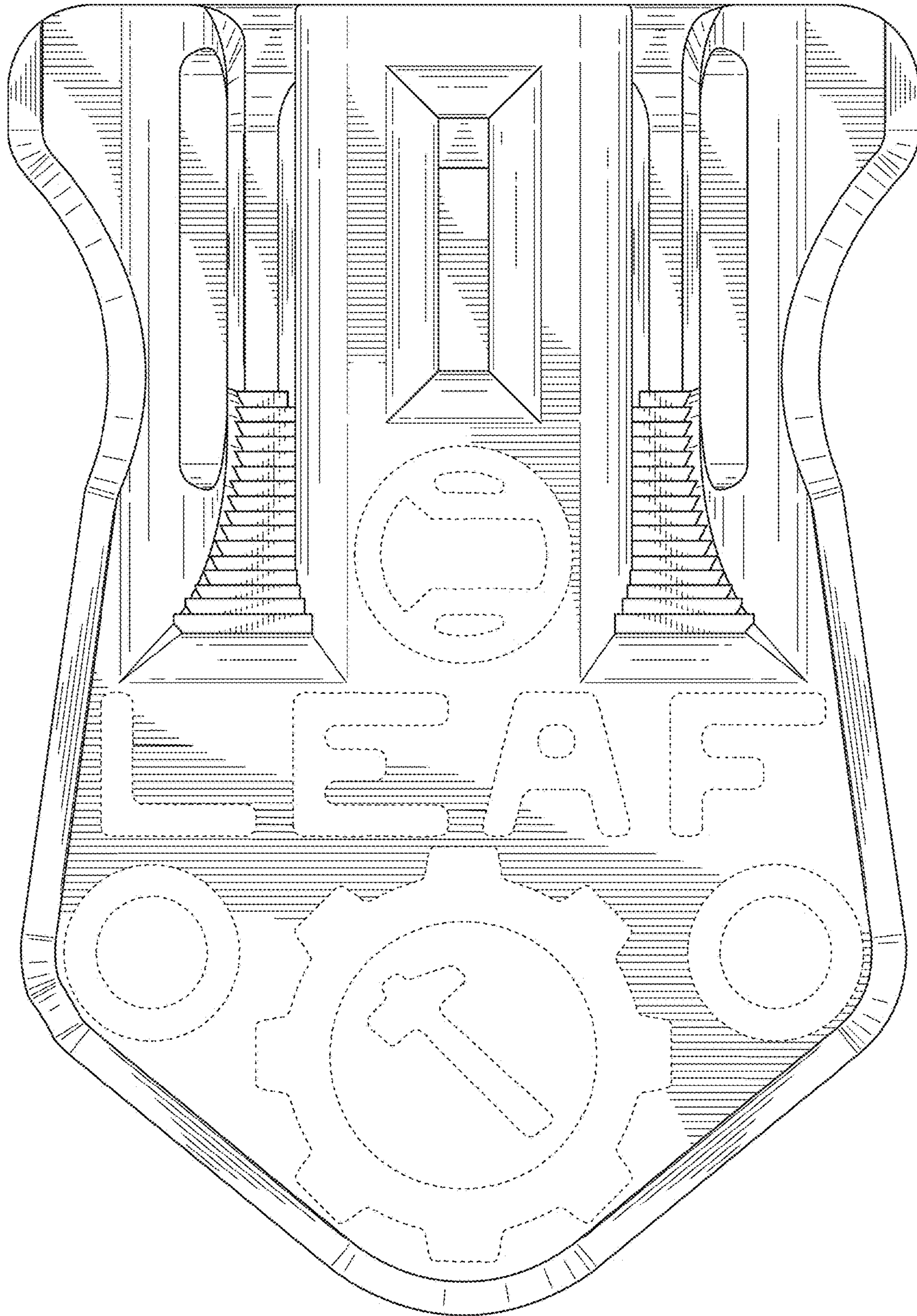


FIG. 2

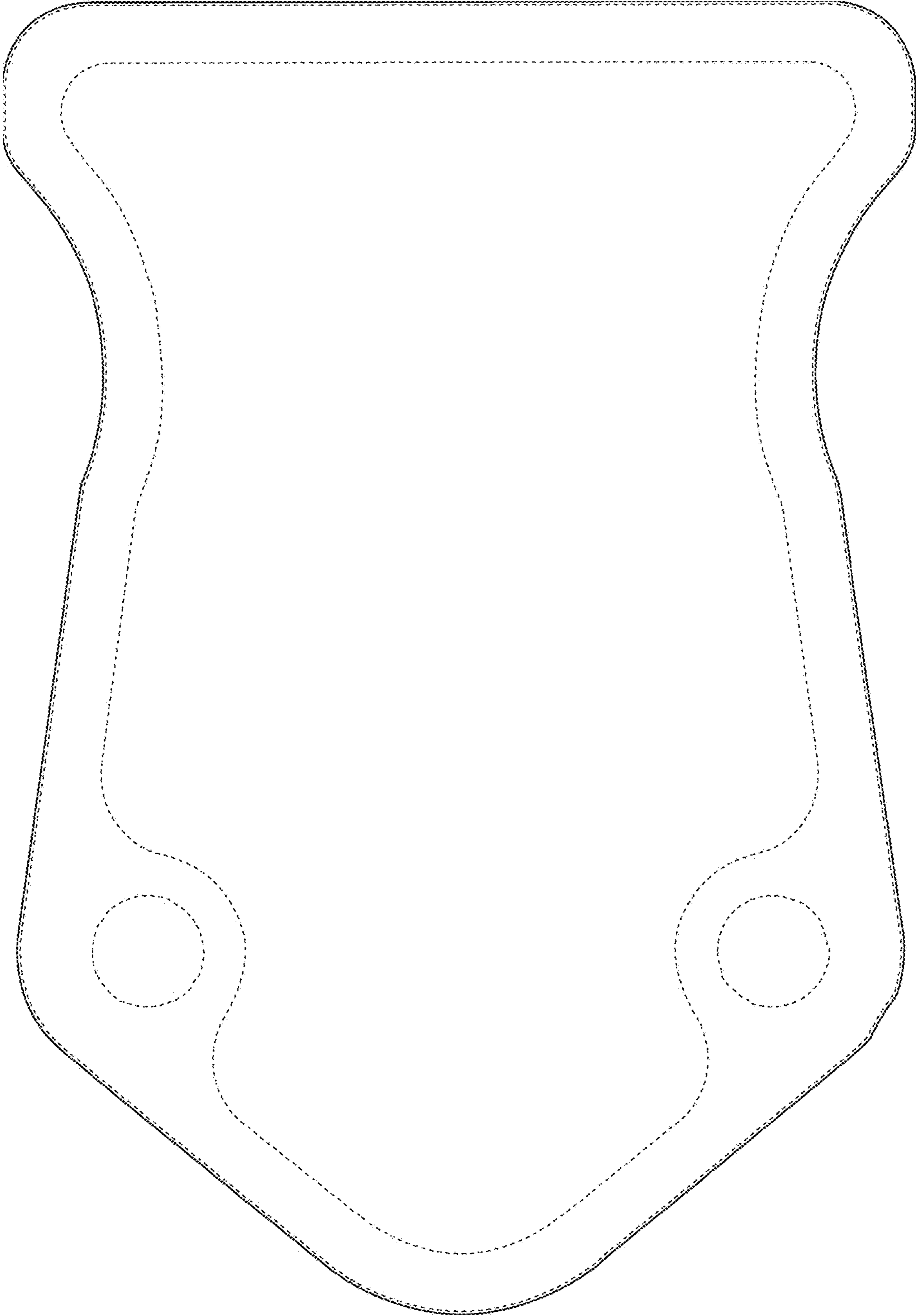


FIG. 3

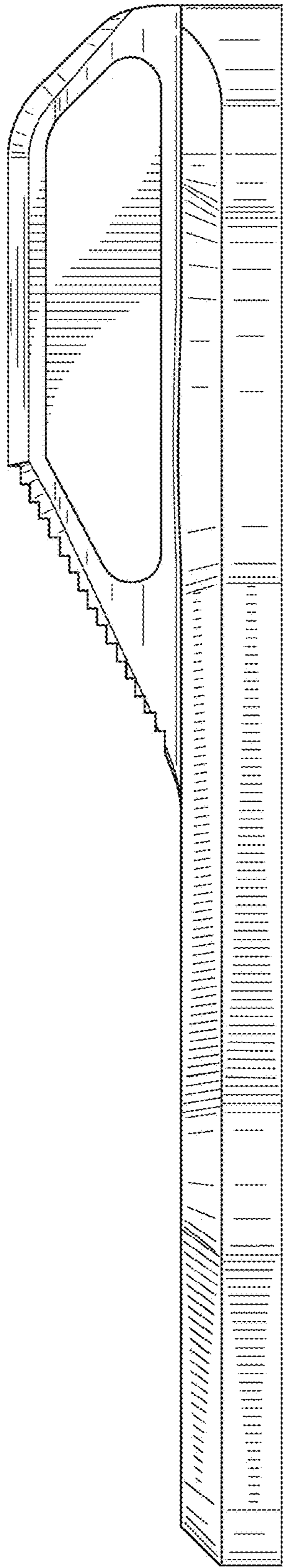


FIG. 4




FIG. 5

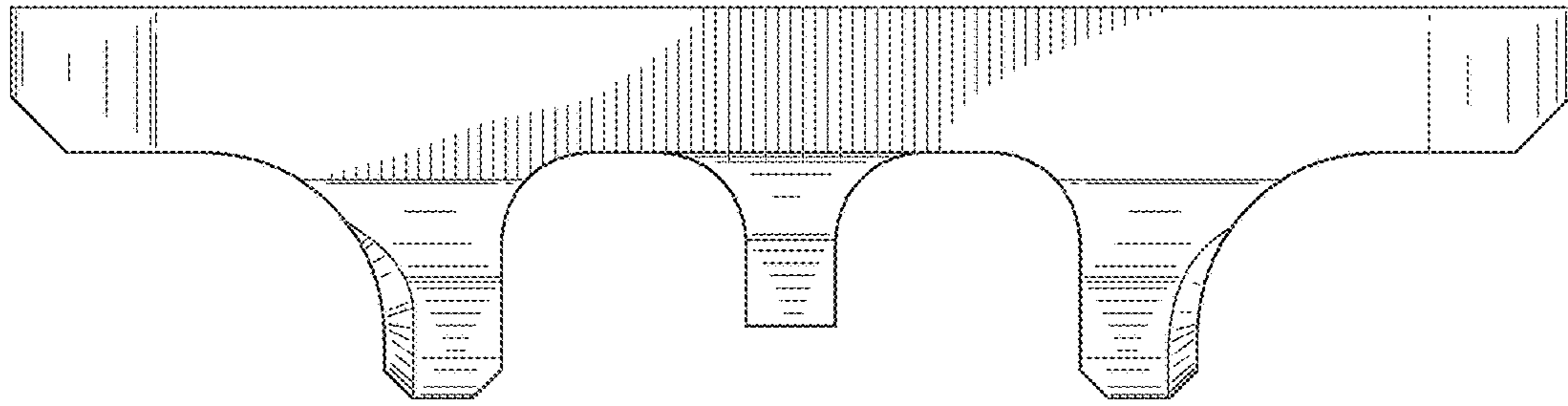


FIG. 6

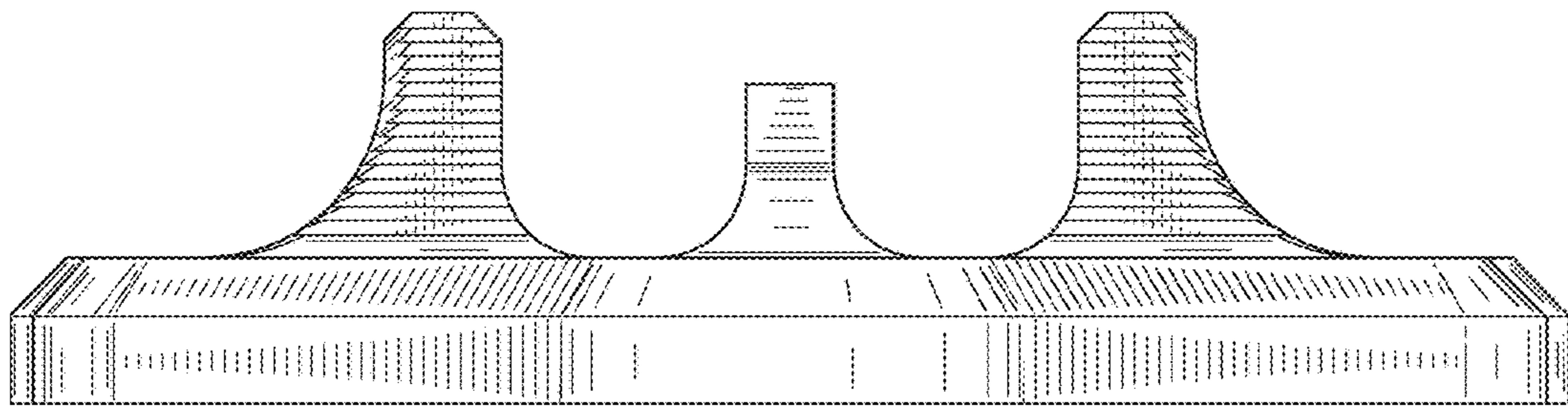


FIG. 7