



US00D861815S

(12) **United States Design Patent**
Gardner et al.

(10) **Patent No.:** **US D861,815 S**

(45) **Date of Patent:** **** Oct. 1, 2019**

(54) **WATERPARK FLOAT**

D668,308 S * 10/2012 Gilmore D21/803
D688,755 S * 8/2013 Driessen D21/662
D794,089 S * 8/2017 Maibach D12/501

(71) Applicant: **The Entertainment Group LLC**,
Redmond, WA (US)

(72) Inventors: **Samuel T. Gardner**, Issaquah, WA
(US); **Patrick W. Panakos**, Belle Isle,
FL (US)

(73) Assignee: **The Entertainment Group LLC**,
Redmond, WA (US)

(**) Term: **15 Years**

(21) Appl. No.: **29/624,786**

(22) Filed: **Nov. 3, 2017**

(51) **LOC (12) Cl.** **21-02**

(52) **U.S. Cl.**
USPC **D21/802**

(58) **Field of Classification Search**
USPC D14/146; D21/801-804, 809, 811-833;
D23/233, 311
See application file for complete search history.

(56) **References Cited**

U.S. PATENT DOCUMENTS

D246,542 S	*	11/1977	Hull	D21/803
D325,203 S	*	4/1992	Ireland-Benitez	D14/144
D428,955 S	*	8/2000	Peterson	D21/801
D435,619 S	*	12/2000	Peterson	D12/316
D469,494 S	*	1/2003	Arias	D21/803
D493,922 S	*	8/2004	Klotz	D21/803
D539,375 S	*	3/2007	Peterson	D21/803
D552,202 S	*	10/2007	Peterson	D21/803
D620,543 S	*	7/2010	Romagnuolo	D21/803
D631,524 S	*	1/2011	Slowinski	D21/803

OTHER PUBLICATIONS

Gardner et al, "Figure 8", "U.S. Appl. No. 29/624,799, filed Nov. 3, 2017", pp. 1-12, Published in: US.
Gardner et al, "Overpass", "U.S. Appl. No. 29/624,794, filed Nov. 3, 2017", pp. 1-5, Published in: US.
Gardner et al, "Start Base-Step", "U.S. Appl. No. 29/624,788, filed Nov. 3, 2017", pp. 1-10, Published in: US.
Gardner et al, "Tower", "U.S. Appl. No. 29/624,796, filed Nov. 3, 2017", pp. 1-10, Published in: US.
Gardner et al, "Zero Entry Ramp", "U.S. Appl. No. 29/624,790, filed Nov. 3, 2017", pp. 1-6, Published in: US.

* cited by examiner

Primary Examiner — Jack Reickel

Assistant Examiner — Melvin L Davis

(74) *Attorney, Agent, or Firm* — Fogg & Powers LLC

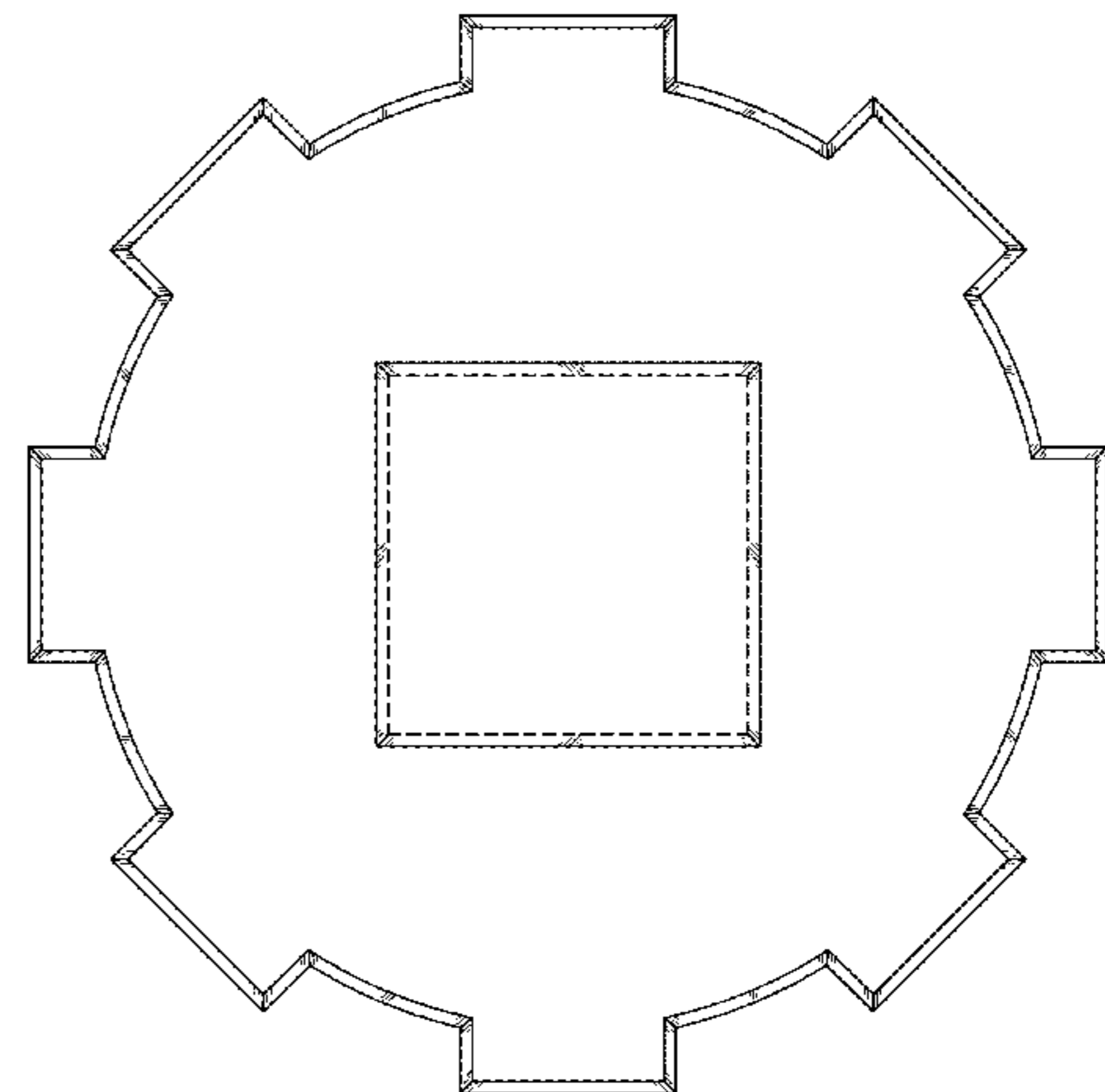
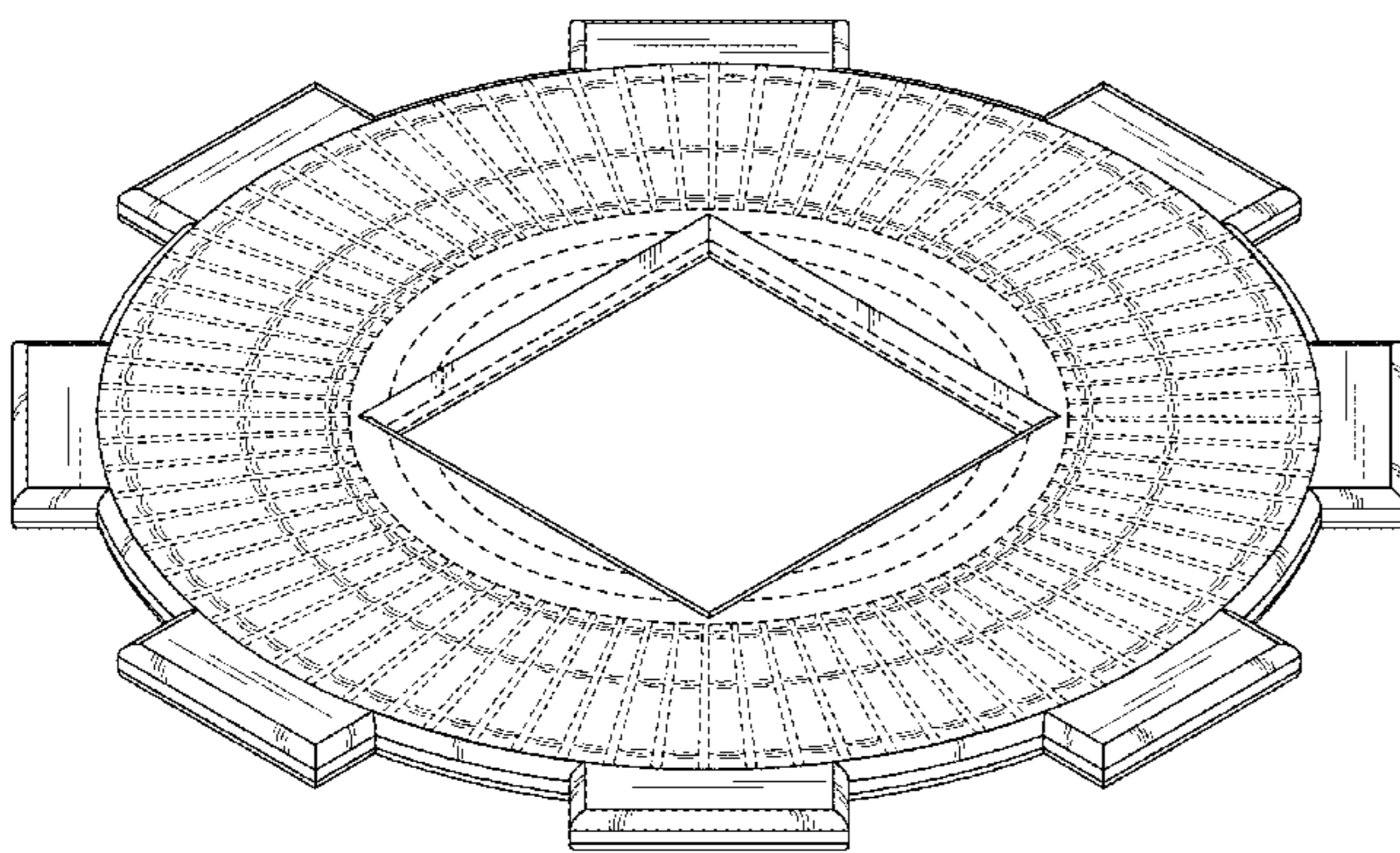
(57) **CLAIM**

The ornamental design for a waterpark float, as shown and described.

DESCRIPTION

FIG. 1 is a front perspective view of the waterpark float.
FIG. 2 is a top view of the waterpark float.
FIG. 3 is a bottom view of the waterpark float.
FIG. 4 is a side view of the waterpark float.
FIG. 5 is another side view of the waterpark float.
FIG. 6 is a front view of the waterpark float; and,
FIG. 7 is a rear view of the waterpark float.
The broken lines depict portions of the article that form no part of the claimed design.

1 Claim, 5 Drawing Sheets



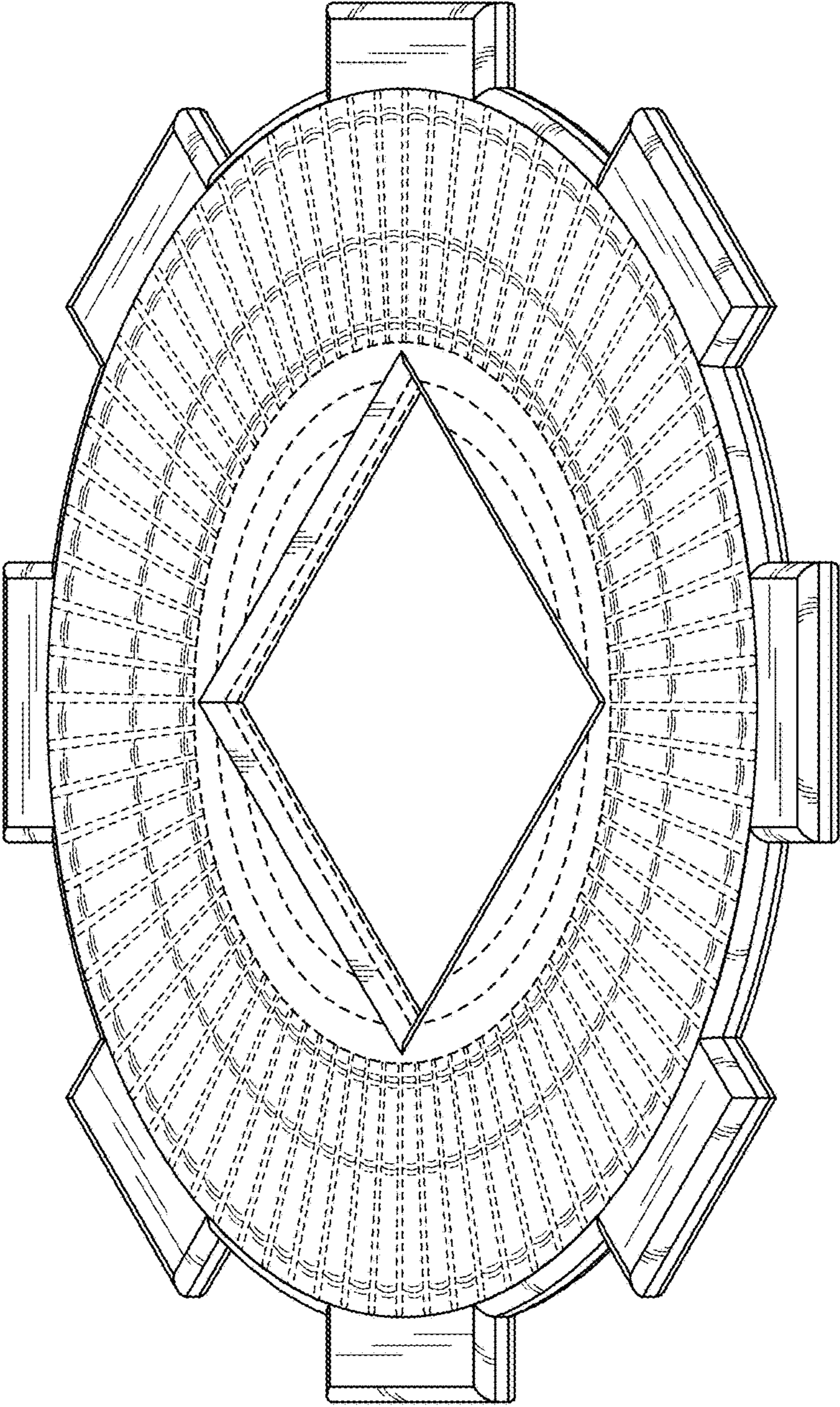


FIG. 1

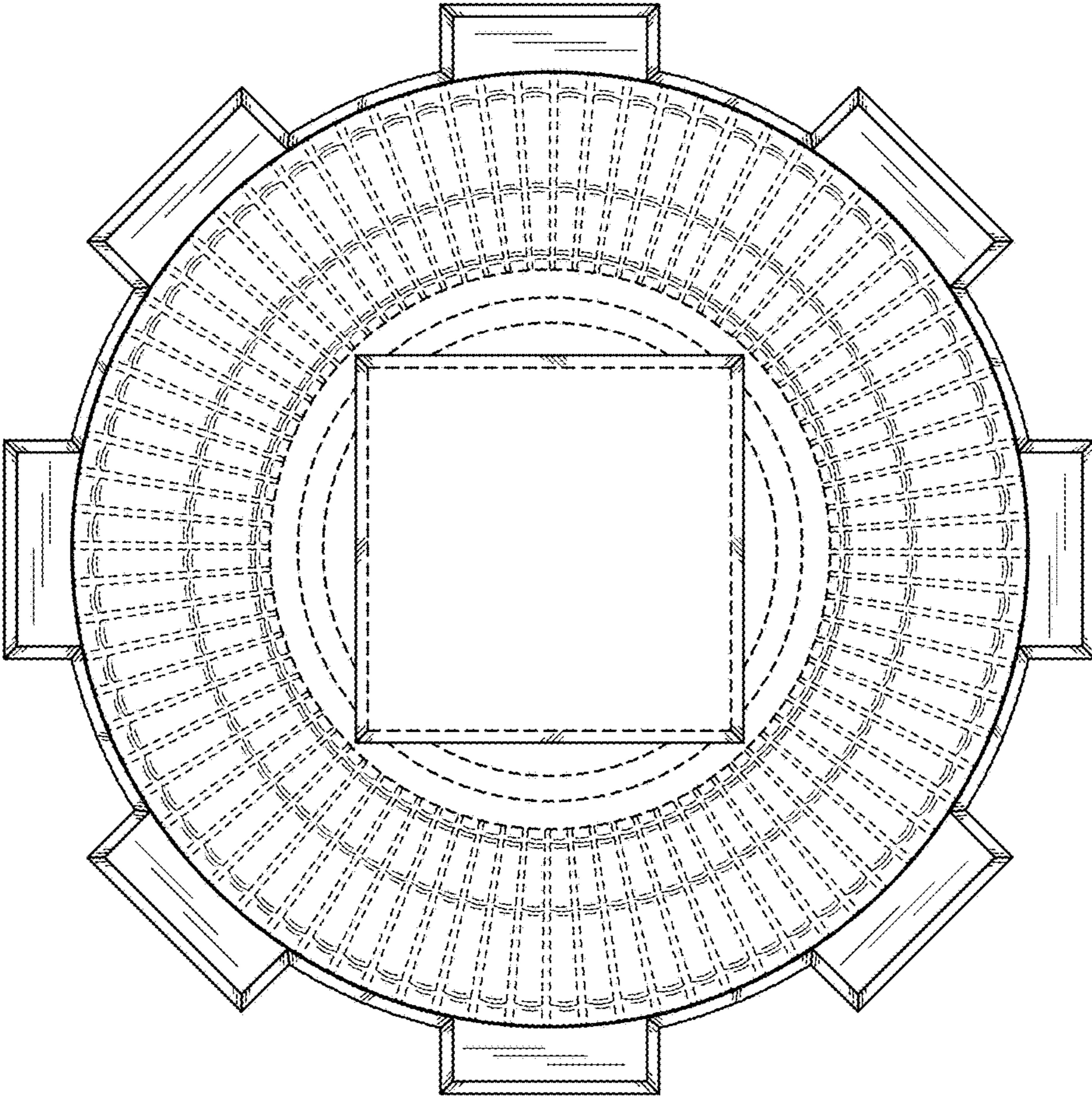


FIG. 2

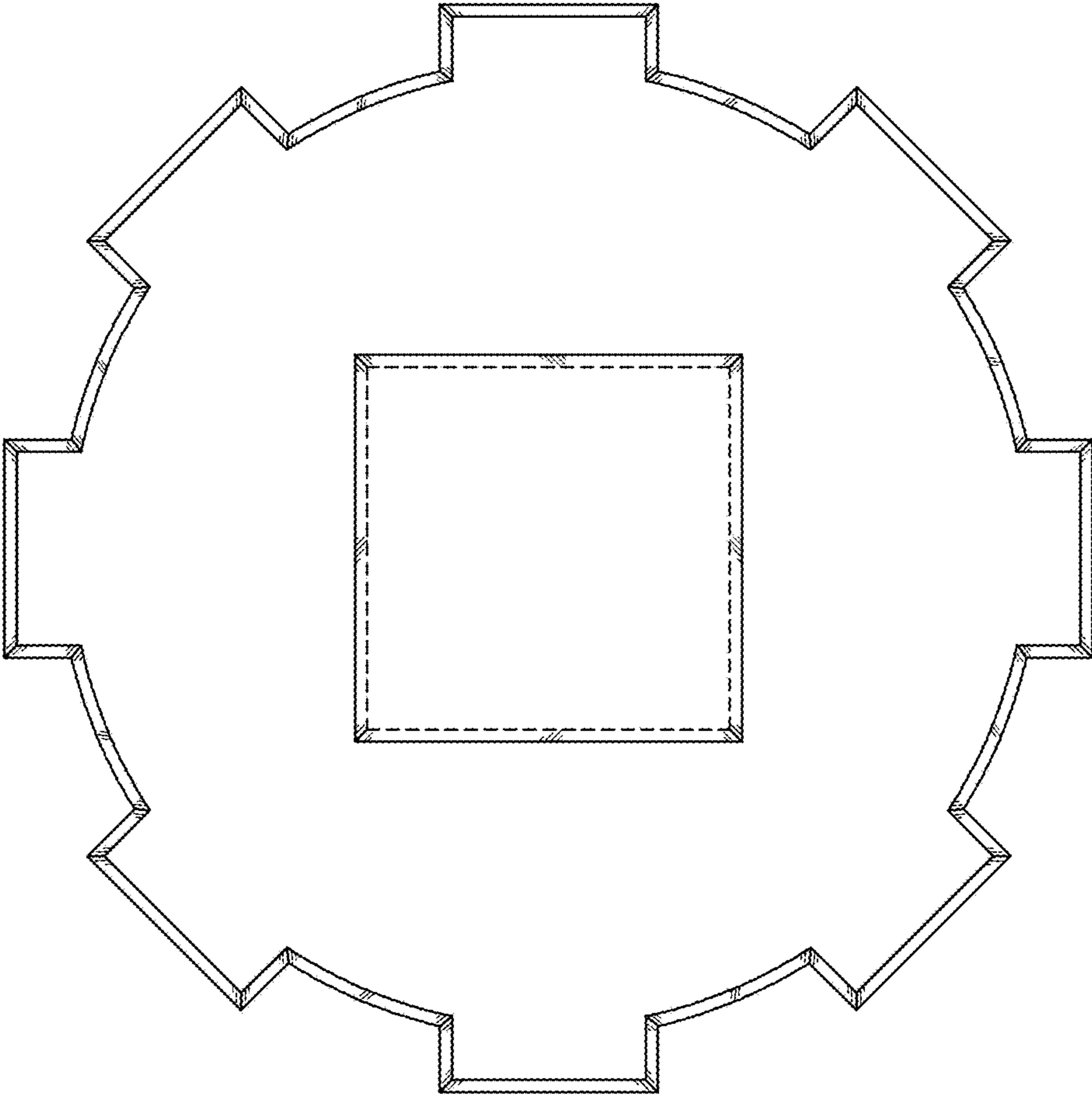


FIG. 3



FIG. 4

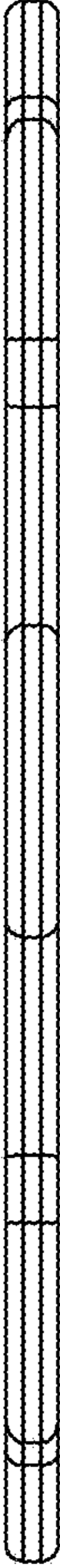


FIG. 5

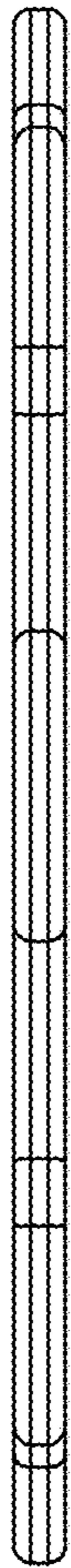


FIG. 6




FIG. 7