



US00D861797S

(12) **United States Design Patent**
Easton

(10) **Patent No.:** **US D861,797 S**
(45) **Date of Patent:** **** Oct. 1, 2019**

- (54) **ILLUMINATED NAMETAG**
- (71) Applicant: **Kenneth W. Easton**, Pilot Hill, CA (US)
- (72) Inventor: **Kenneth W. Easton**, Pilot Hill, CA (US)
- (**) Term: **15 Years**
- (21) Appl. No.: **29/631,954**
- (22) Filed: **Jan. 4, 2018**

5,411,167 A * 5/1995 Weder A01G 5/04
220/485
D372,286 S * 7/1996 Fortini B42F 21/06
D20/28
D466,929 S * 12/2002 Haas D19/10
D625,364 S * 10/2010 Edwards G09F 3/10
D20/28
D808,463 S * 1/2018 Easton A01G 5/04
D20/27
D812,235 S * 3/2018 Broyles G09F 3/0289
D24/189
2006/0240250 A1* 10/2006 Starzynski G09F 3/10
428/343
2009/0184509 A1* 7/2009 Wolfe B42F 21/06
283/81

Related U.S. Application Data

- (62) Division of application No. 29/518,092, filed on Feb. 19, 2015, now Pat. No. Des. 808,463.
- (51) **LOC (12) Cl.** **19-08**
- (52) **U.S. Cl.**
USPC **D20/28**
- (58) **Field of Classification Search**
USPC D20/10, 11, 19, 22-28, 40, 99;
D10/104.1, 106.9; D19/1, 9, 10, 34;
D24/189
CPC G09F 1/00; G09F 1/02; G09F 3/00; G09F
3/02; G09F 3/0291; G09F 3/0294; G09F
2003/0202; G09F 2003/0208; G09F
2003/021; G09F 2003/0211; G09F
2003/0213; G09F 2003/0216; G09F
2003/0219; G09F 2003/023; G09F
2003/0232; G09F 2003/0233; G09F
2003/0235; G09F 2003/0239; G09F
2003/0272; G09F 2003/0273; G09F
2003/0279; B31D 1/021; B42D 25/00;
B42D 25/23; B42D 25/45; B43L 1/00
See application file for complete search history.

* cited by examiner

Primary Examiner — Mary Ann Calabrese
(74) *Attorney, Agent, or Firm* — Temmerman Law;
Mathew J. Temmerman

(56) **References Cited**
U.S. PATENT DOCUMENTS

D259,573 S * 6/1981 Renaud D19/1
5,127,676 A * 7/1992 Bockairo G09F 3/0289
283/56


(57) **CLAIM**

I claim the ornamental design for an illuminated nametag, as shown and described.

DESCRIPTION

FIG. 1 is a top, front right perspective view of an illuminated nametag showing my new design;
FIG. 2 is a top, back right perspective view thereof;
FIG. 3 is a front view thereof;
FIG. 4 is a back view thereof;
FIG. 5 is a top view thereof;
FIG. 6 is a bottom view thereof;
FIG. 7 is a right side view thereof; and,
FIG. 8 is a left side view thereof.
In the drawings, the broken lines illustrate environment and form no part of the claimed design.

1 Claim, 3 Drawing Sheets






Fig. 1

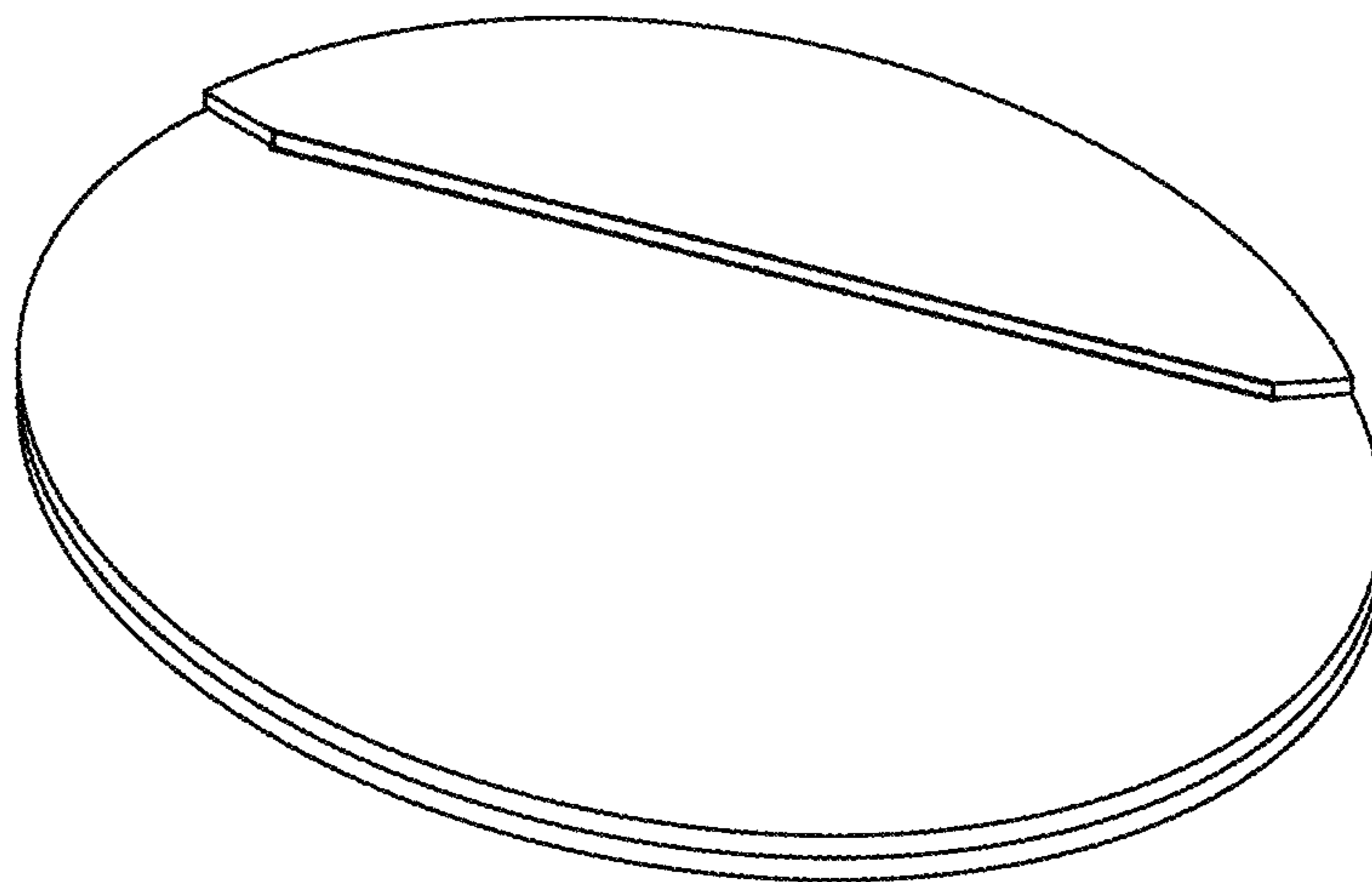


Fig. 2

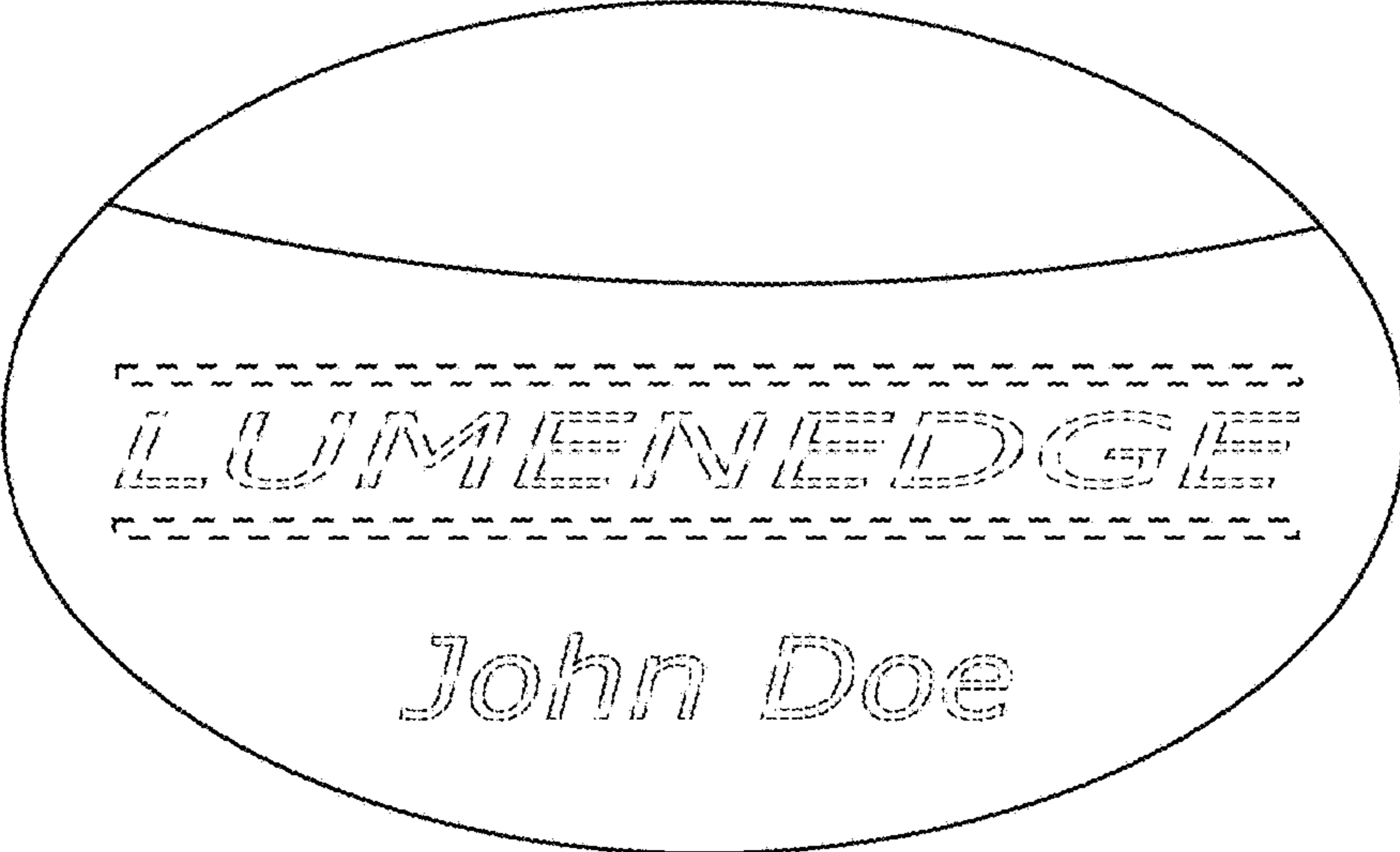


Fig. 3

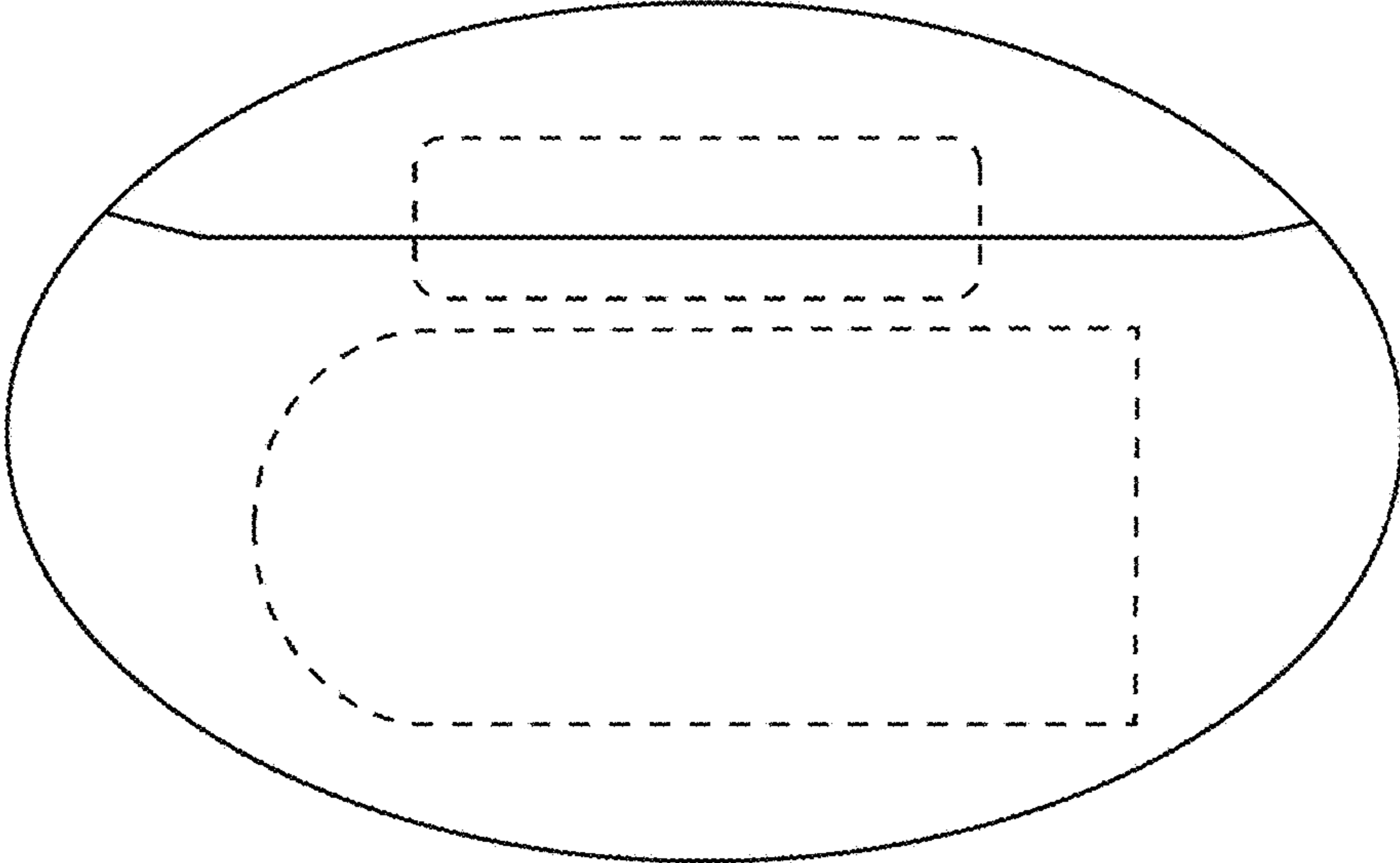


Fig. 4



Fig. 5




Fig. 6




Fig. 7

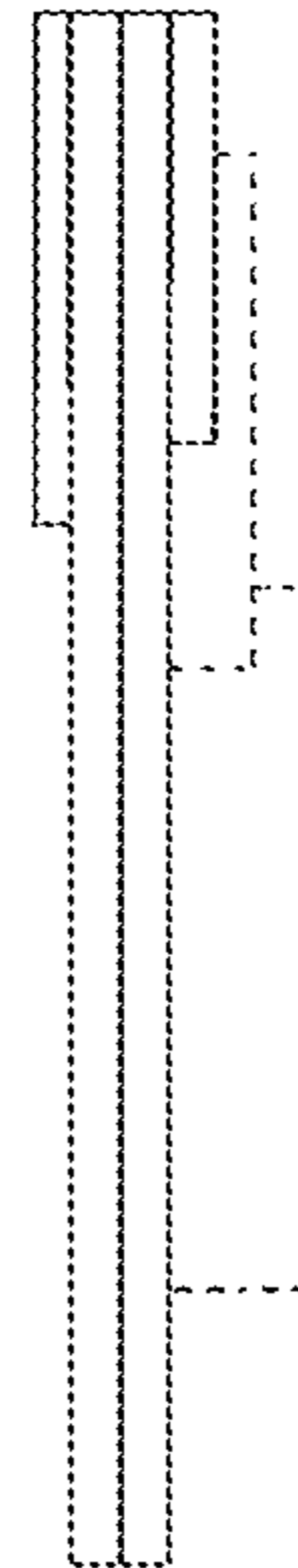


Fig. 8