

US00D861793S

(12) **United States Design Patent**
Handelsman et al.

(10) **Patent No.:** **US D861,793 S**
(45) **Date of Patent:** **** Oct. 1, 2019**

- (54) **WINDOW CLING**
- (71) Applicant: **Loud & Clear Products, LLC**, Rancho Santa Margarita, CA (US)
- (72) Inventors: **Gordon Handelsman**, Thousand Oaks, CA (US); **Ken Milhous**, Thousand Oaks, CA (US)
- (73) Assignee: **Loud & Clear Products, LLC**, Thousand Oaks, CA (US)
- (**) Term: **15 Years**
- (21) Appl. No.: **29/616,144**
- (22) Filed: **Sep. 1, 2017**
- (51) **LOC (12) Cl.** **19-08**
- (52) **U.S. Cl.**
USPC **D20/11**
- (58) **Field of Classification Search**
USPC D20/10, 11, 21-28, 37, 39-43, 99;
D10/54, 109, 109.1, 111, 113.4, 114,
D10/114.1, 121; D12/183, 191
CPC G09F 1/00; G09F 1/02; G09F 2003/023;
G09F 2003/0261; G09F 2003/0264; G09F
7/00; G09F 3/206; G09F 13/00; G09F
2007/1807; G09F 13/04; G09F
2013/0427; G09F 2013/0495; G09F 7/04;
G09F 21/00; G09F 21/04; G09F 21/048;
G09D 3/00
See application file for complete search history.

(56) **References Cited**

U.S. PATENT DOCUMENTS

- D130,498 S * 11/1941 Boisvert D12/183
- 2,780,880 A * 2/1957 Snider G09F 3/20
40/591
- D293,428 S * 12/1987 Watts D12/191
- D310,195 S * 8/1990 Ruimi D12/191
- D523,497 S * 6/2006 Johnson D20/11

- D536,739 S * 2/2007 Kenton D20/40
- D548,657 S * 8/2007 Eskandry D12/183
- D561,838 S * 2/2008 Beam D20/27
- D562,406 S * 2/2008 Metzler D20/41
- D574,437 S * 8/2008 Green D20/10
- D582,483 S * 12/2008 Awan D12/400
- D613,451 S * 4/2010 Welsh D20/22
- D635,614 S * 4/2011 Yan D20/10
- D639,340 S * 6/2011 Martin D20/10
- D661,742 S * 6/2012 Clark D20/27
- D665,851 S * 8/2012 Davis D19/10
- D669,938 S * 10/2012 Lard D20/10
- D671,465 S * 11/2012 Ferguson D12/191

(Continued)

Primary Examiner — Mary Ann Calabrese

(57) **CLAIM**

The ornamental design for a window cling, as shown and described.

DESCRIPTION

This design application is related to a U.S. patent application entitled “Window Graphic” that has the same inventors and has been filed on Sep. 1, 2017, as application Ser. No. 15/694,598, which is incorporated by reference herein for all purposes.

FIG. 1 is a front elevational view of a window cling showing our new design;

FIG. 2 is a rear elevational view thereof, the rear view being a mirror image;

FIG. 3 is a top plan view thereof;

FIG. 4 is a bottom plan view thereof;

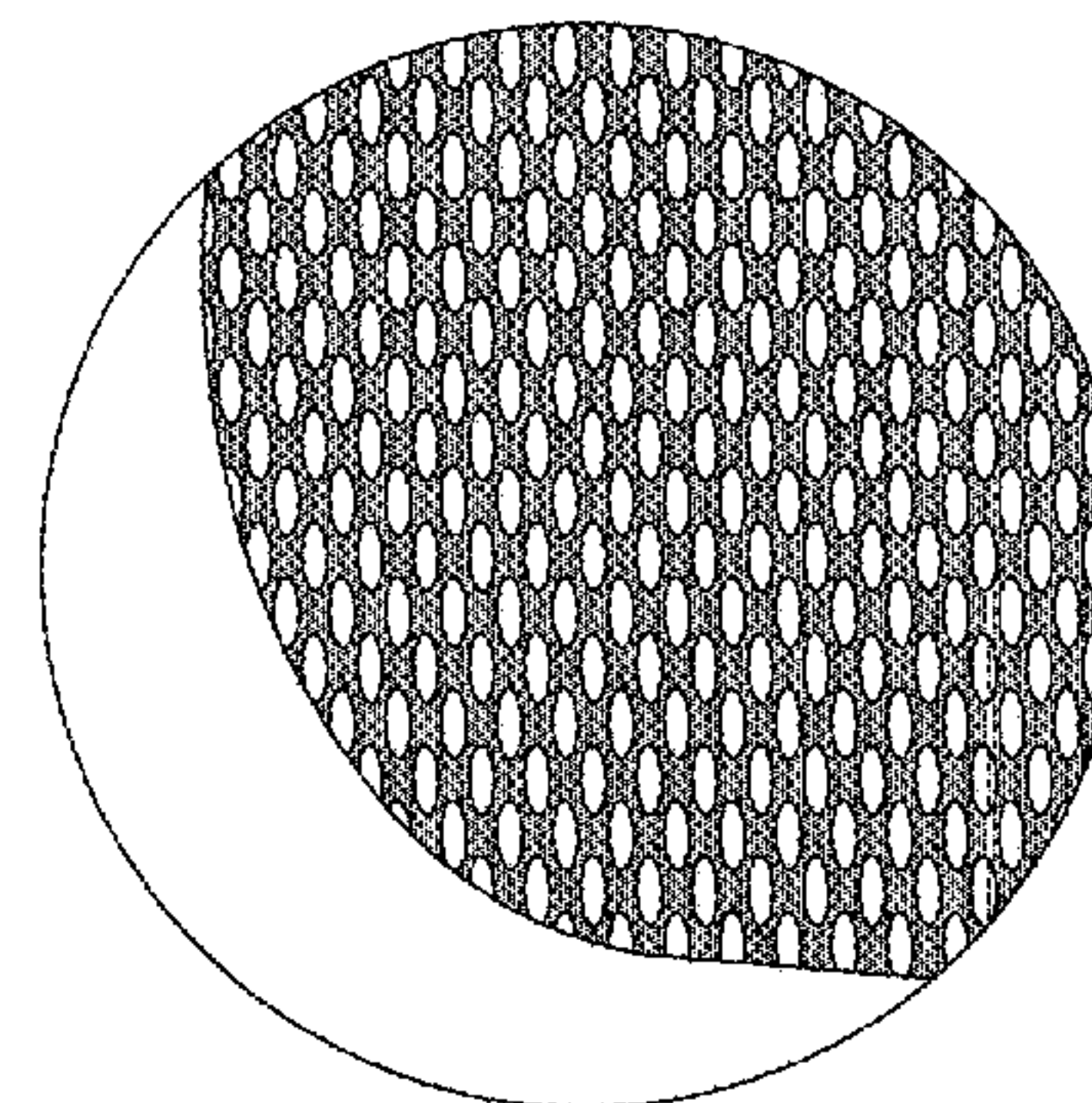

FIG. 5 is a left side elevational view thereof, the right side elevational view being a mirror image;

FIG. 6 is an enlarged detailed view of the front elevational view of FIG. 1 as shown by a circle 6 in FIG. 1; and,

FIG. 7 is a front view thereof; showing the window cling in use, mounted on a rear window of a vehicle.

The broken lines in the drawings illustrates environment and forms no part of the claimed design.

1 Claim, 4 Drawing Sheets




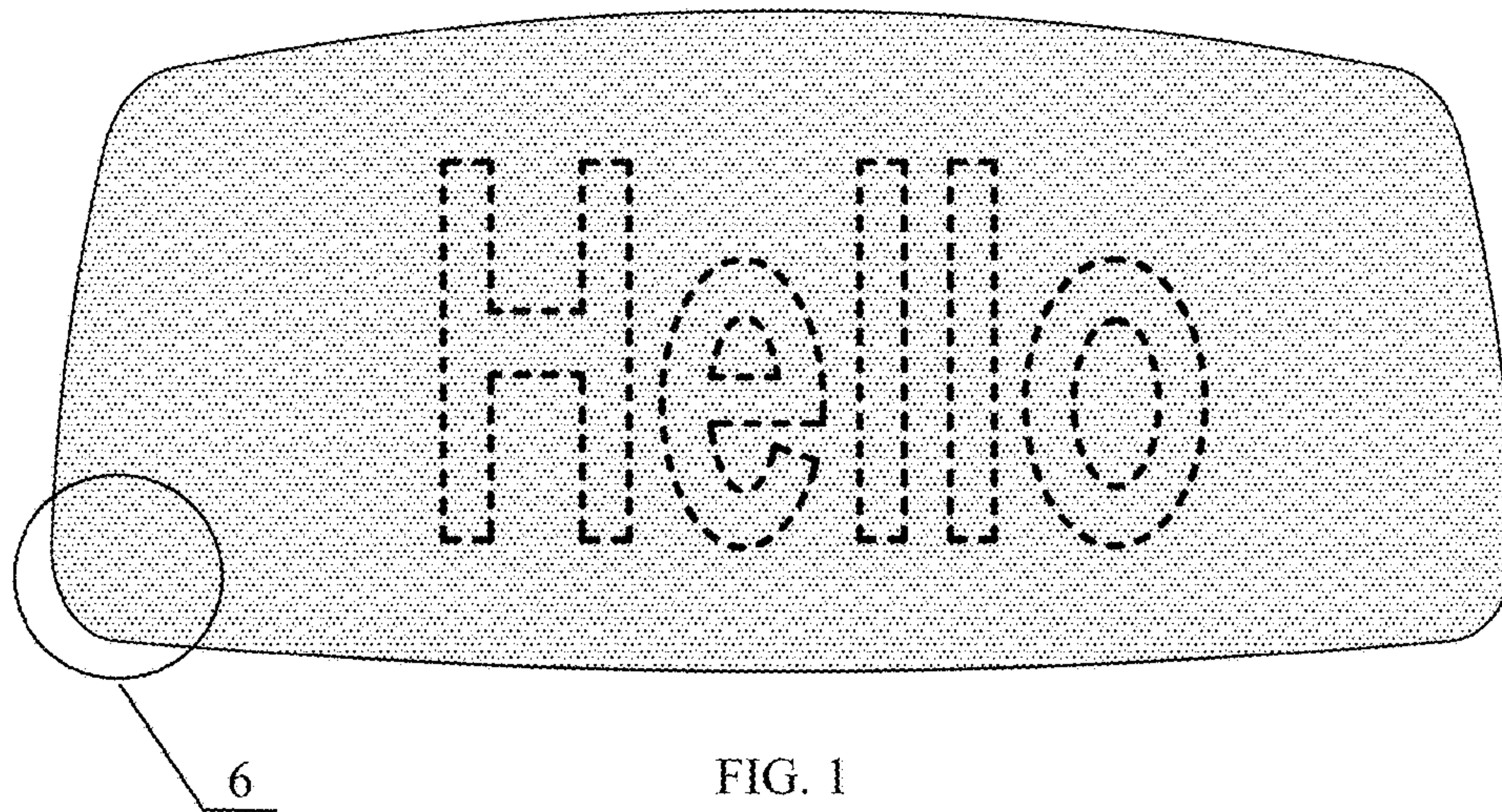
(56)

References Cited

U.S. PATENT DOCUMENTS

D710,774 S *	8/2014	Eskandry	D12/183
9,799,245 B2 *	10/2017	Kriezman	H04N 9/3141
9,925,930 B1 *	3/2018	Dufort	B60R 13/10
9,987,978 B1 *	6/2018	Bontrager	B60Q 1/503
2012/0049562 A1 *	3/2012	Mowder	B60J 1/2011
			296/97.6
2014/0373409 A1 *	12/2014	Blanks	G09F 21/04
			40/592

* cited by examiner



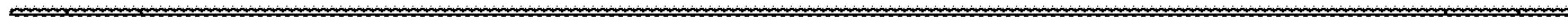


FIG. 3

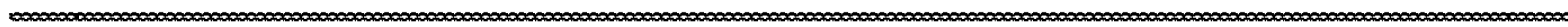


FIG. 4



FIG. 5

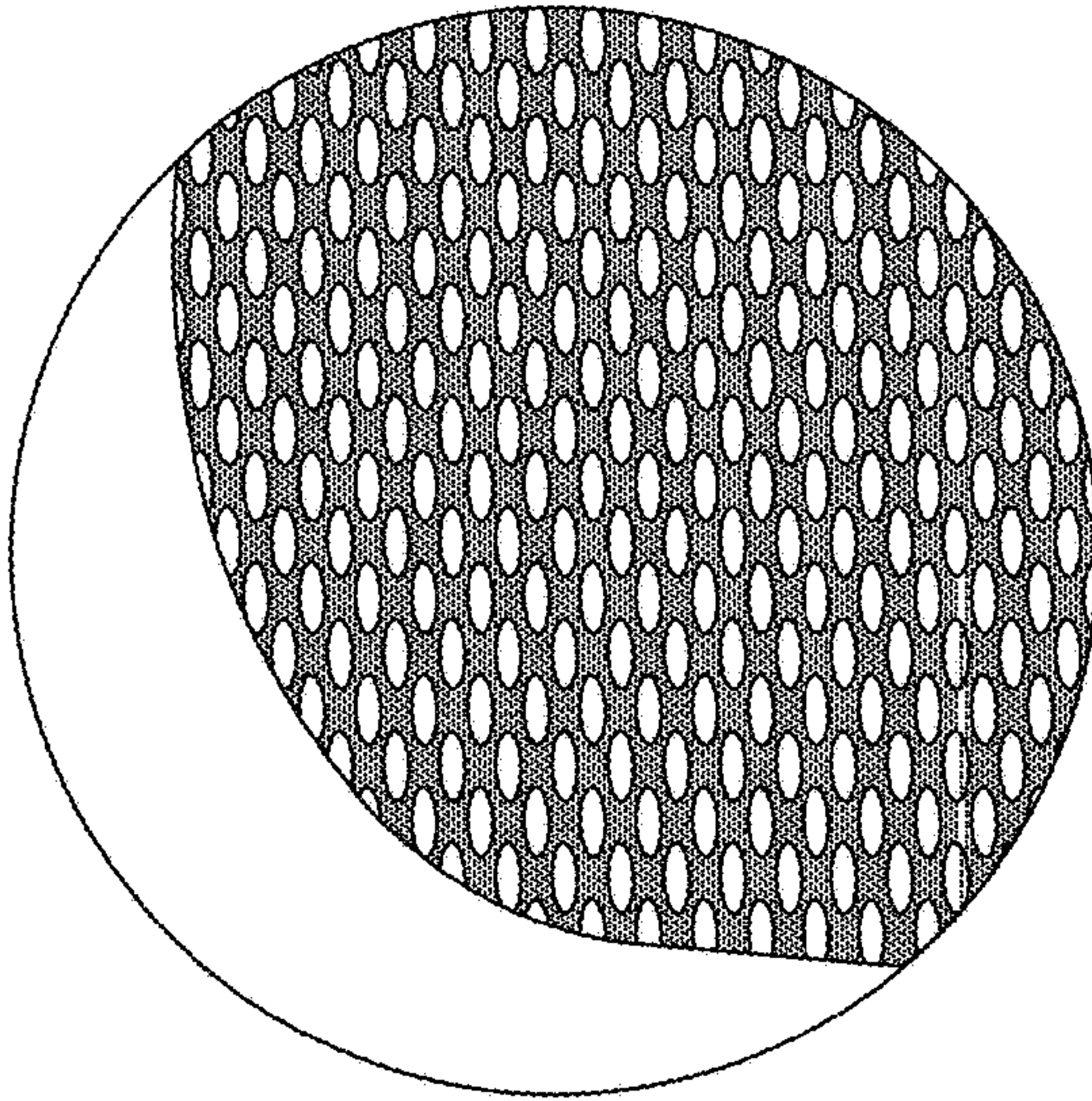


FIG. 6




FIG. 7