



US00D861743S

(12) **United States Design Patent**
Lee et al.

(10) **Patent No.:** **US D861,743 S**
(45) **Date of Patent:** **** Oct. 1, 2019**

(54) **REFRIGERATOR**

29/008; F25D 31/002; F25D 31/005;
F25D 31/007; F25D 3/08

(71) Applicant: **SAMSUNG ELECTRONICS CO., LTD.**, Suwon-si, Gyeonggi-do (KR)

See application file for complete search history.

(72) Inventors: **Hyunil Lee**, Seoul (KR); **Jeongmin Kim**, Seoul (KR)

(56) **References Cited**

U.S. PATENT DOCUMENTS

(73) Assignee: **SAMSUNG ELECTRONICS CO., LTD.**, Gyeonggi-Do (KR)

D684,610 S 6/2013 Seo et al.
D741,383 S * 10/2015 Choi D15/91
(Continued)

(**) Term: **15 Years**

FOREIGN PATENT DOCUMENTS

(21) Appl. No.: **29/625,147**

EM 002164608-0001 1/2013
EM 002236190-0001 5/2013

(22) Filed: **Nov. 7, 2017**

(Continued)

(30) **Foreign Application Priority Data**

Primary Examiner — Khawaja Anwar

Aug. 25, 2017 (KR) 30-2017-0039770

(74) *Attorney, Agent, or Firm* — Cantor Colburn LLP

(51) **LOC (12) Cl.** **15-07**

(57) **CLAIM**

(52) **U.S. Cl.**

The ornamental design for a refrigerator, as shown and described.

USPC **D15/91**

(58) **Field of Classification Search**

DESCRIPTION

USPC D15/79-91

CPC F25D 23/028; F25D 27/00; F25D 27/005;

FIG. 1 is a top perspective view of a refrigerator, showing our new design;

F25D 23/062; F25D 23/065; F25D

FIG. 2 is a front view thereof;

2323/021; F25D 2323/024; F25D

FIG. 3 is a rear view thereof;

2327/001; F25D 23/067; F25D 2400/40;

FIG. 4 is a left side view thereof;

F25D 25/024; F25D 11/00; F25D 11/003;

FIG. 5 is a right side view thereof;

F25D 15/00; F25D 17/02; F25D 21/04;

FIG. 6 is a top view thereof;

F25D 2201/12; F25D 2303/081; F25D

FIG. 7 is a bottom view thereof;

2323/02; F25D 2323/023; F25D 2323/06;

FIG. 8 is an enlarged view of the encircled portion of FIG. 2; and,

F25D 2323/061; F25D 2323/121; F25D

FIG. 9 is an enlarged view of the encircled portion of FIG. 4.

2325/021; F25D 2325/022; F25D

The broken lines illustrating portions of the refrigerator form no part of the claimed design.

2331/803; F25D 2331/805; F25D 23/006;

The dot-dash broken lines encircling enlargement portions of the design form no part of the claimed design.

F25D 23/02; F25D 23/06; F25D 23/061;

F25D 23/066; F25D 23/068; F25D 23/08;

F25D 23/126; F25D 2400/04; F25D

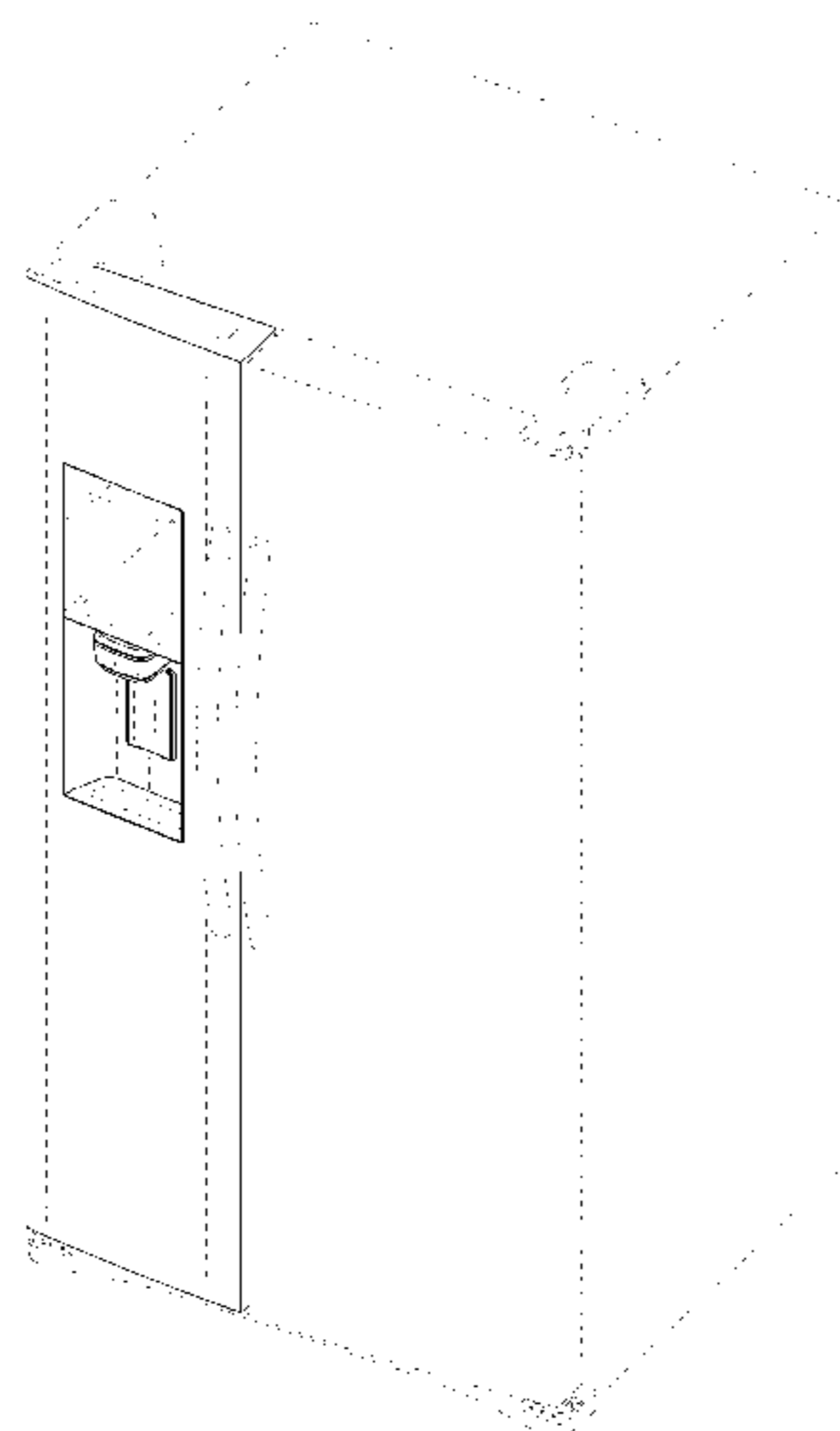
2400/28; F25D 2400/32; F25D 2400/36;

F25D 25/02; F25D 25/025; F25D

2700/02; F25D 2700/04; F25D 2700/06;

F25D 2700/16; F25D 29/00; F25D

1 Claim, 9 Drawing Sheets



(56)

References Cited

U.S. PATENT DOCUMENTS

D766,344	S	*	9/2016	Kim	D15/86
D768,213	S	*	10/2016	Lee	D15/89
D788,194	S	*	5/2017	Kwak	D15/91
D794,092	S	*	8/2017	Lee	D15/89
D798,342	S	*	9/2017	Kim	D15/86
D818,012	S	*	5/2018	Kim	D15/91
D825,623	S	*	8/2018	Jeon	D15/89
D827,683	S	*	9/2018	Jeon	D15/85

FOREIGN PATENT DOCUMENTS

JP	D1351270	S	2/2012
KR	300720623	S	12/2013

* cited by examiner

FIG. 1

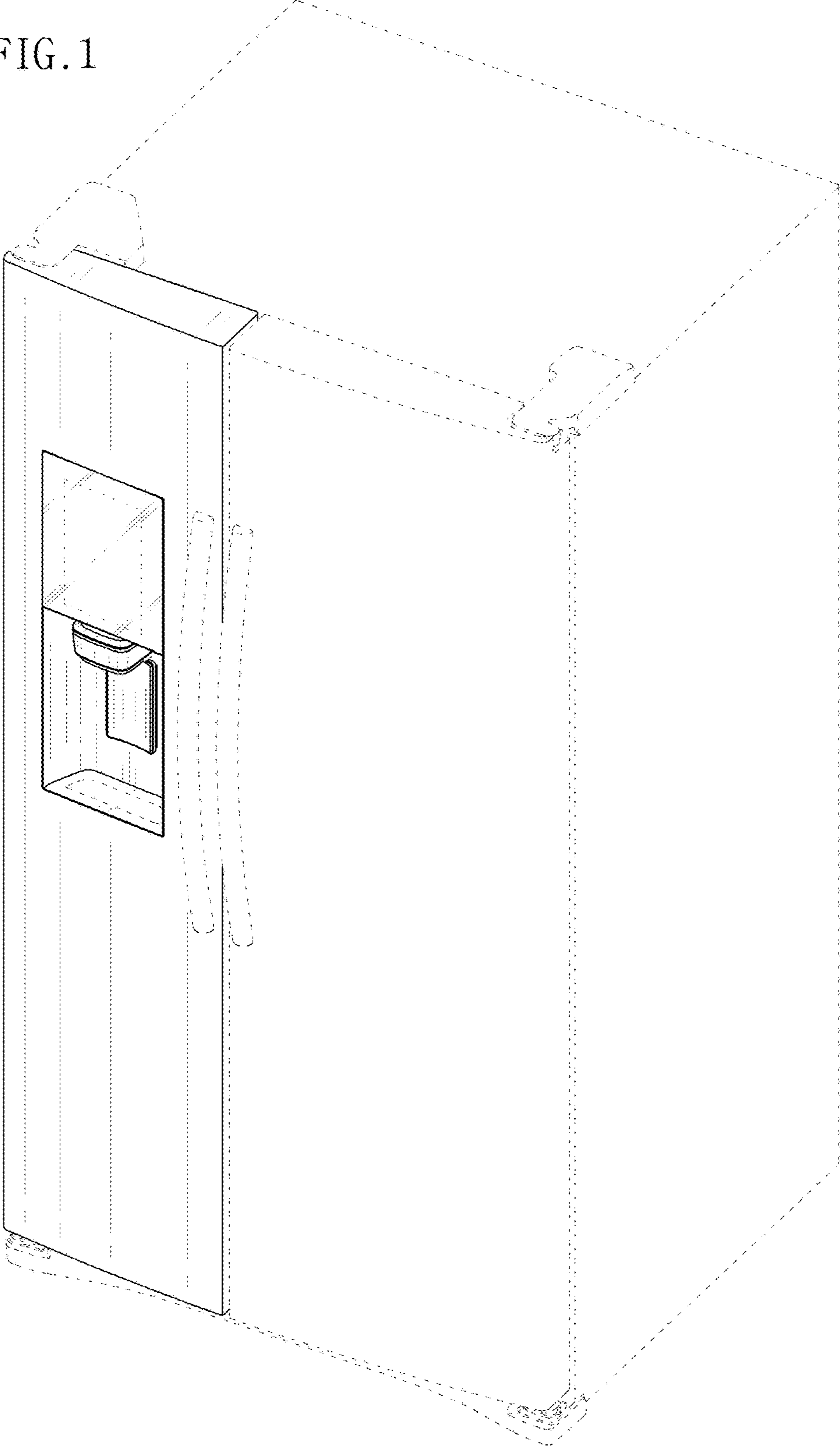


FIG. 2

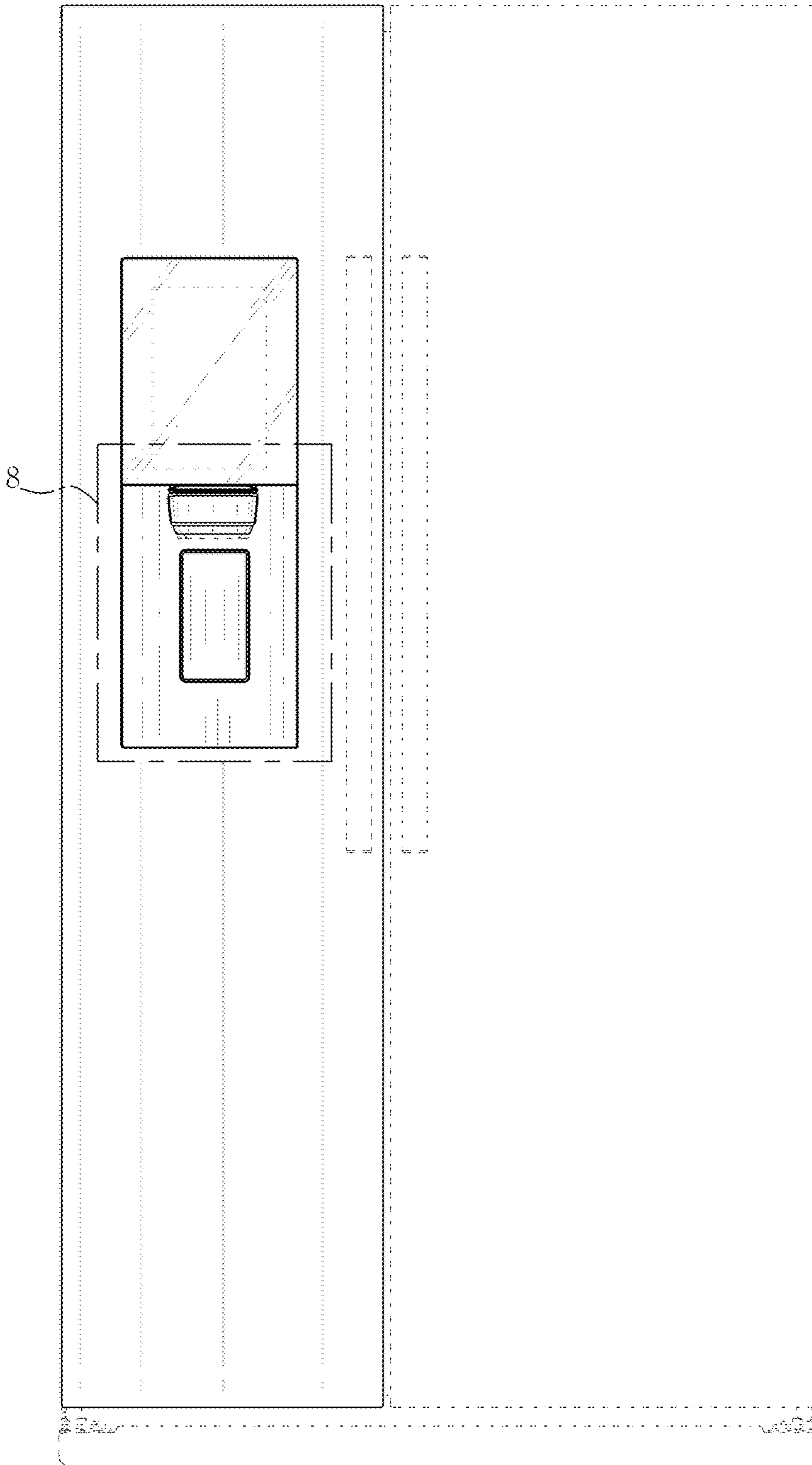


FIG. 3



FIG. 4

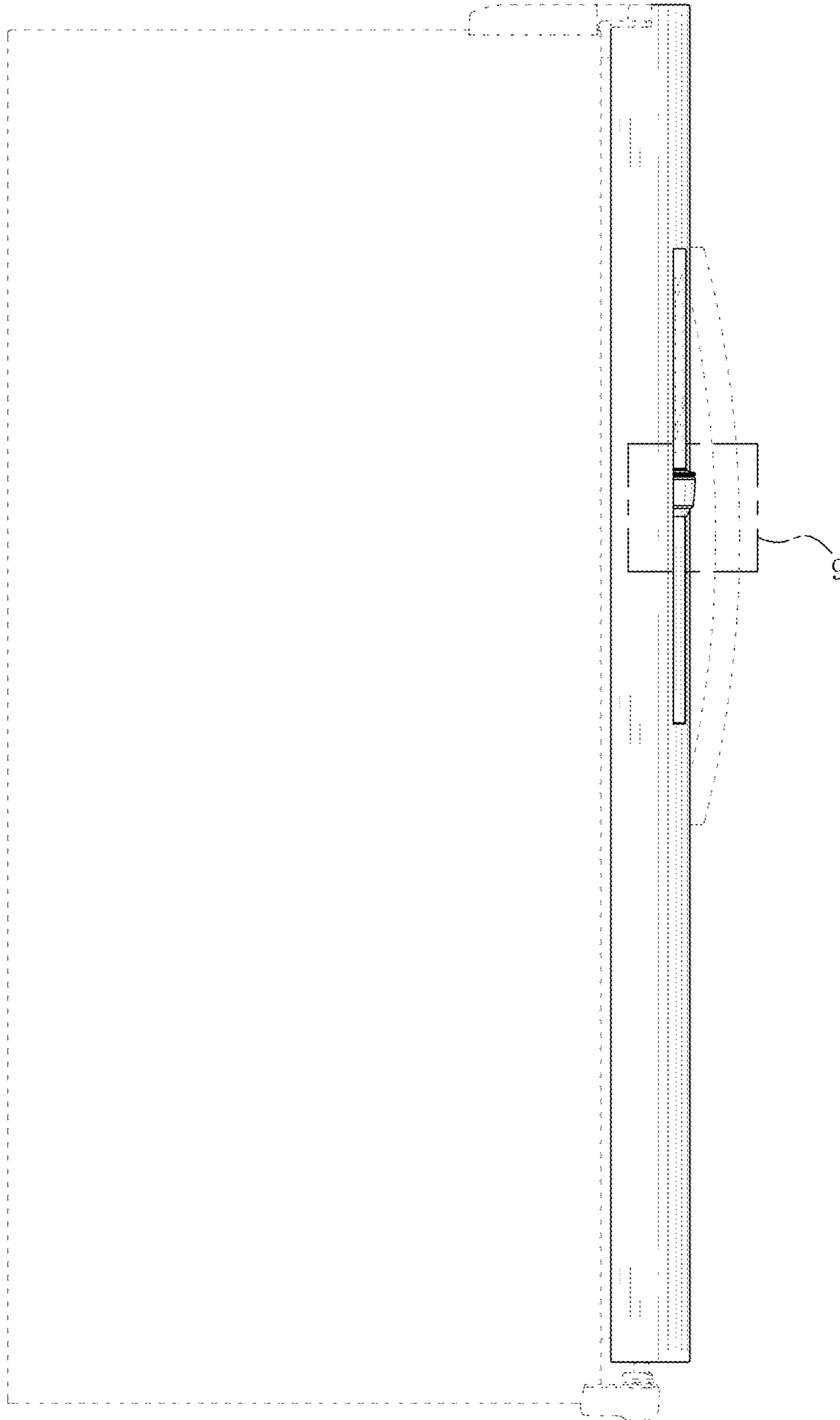


FIG. 5




FIG. 6

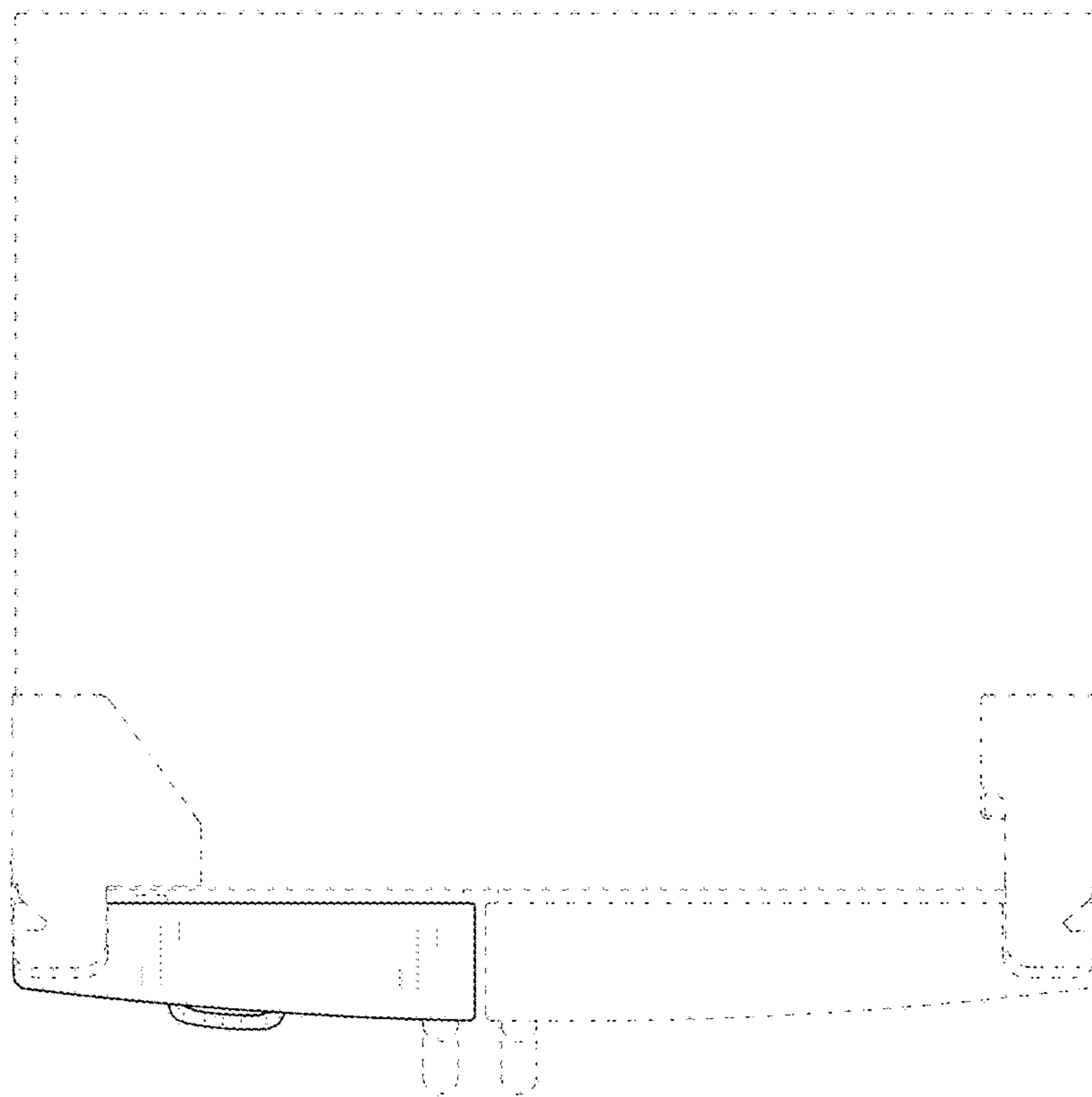


FIG. 7

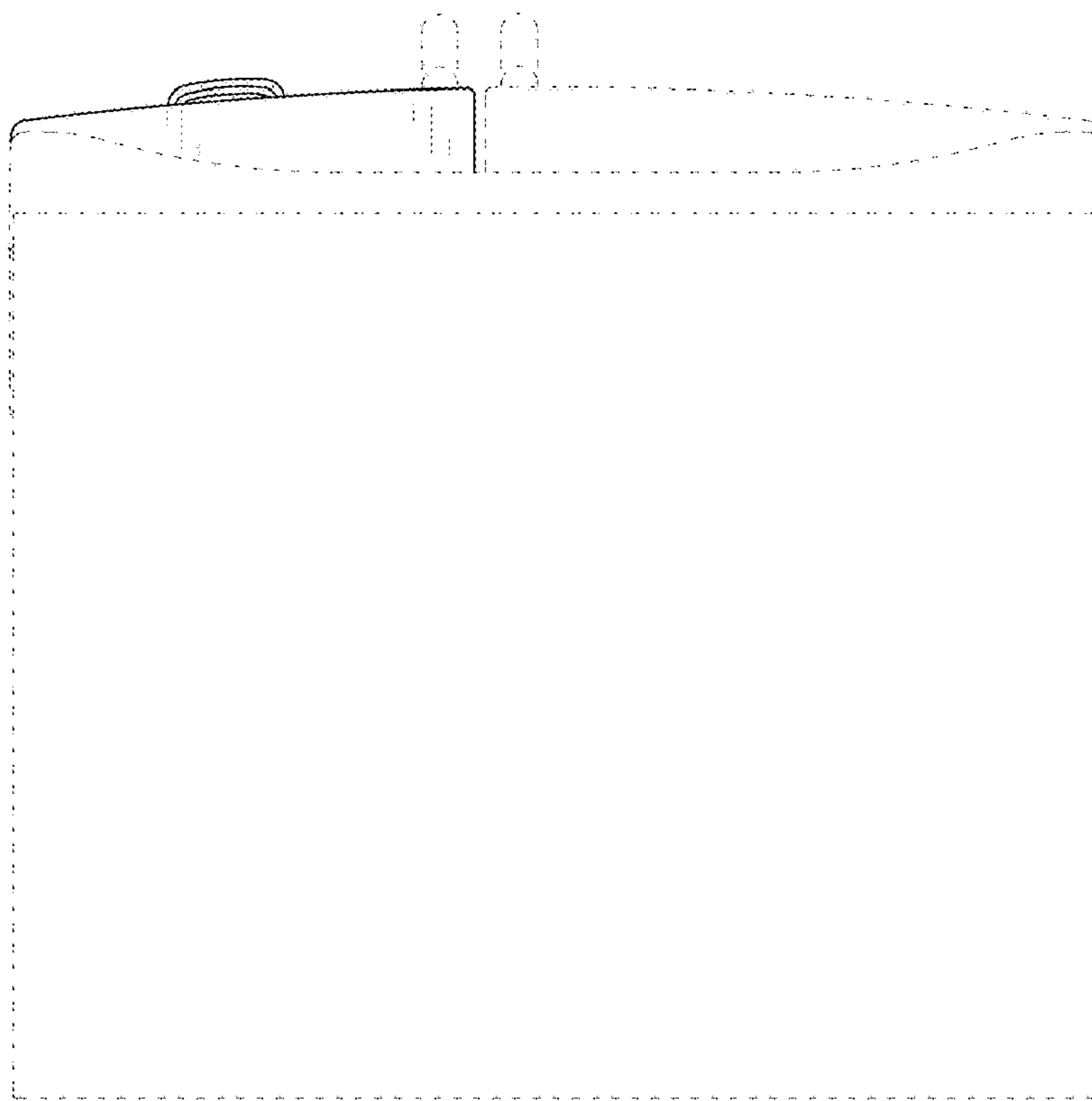


FIG. 8

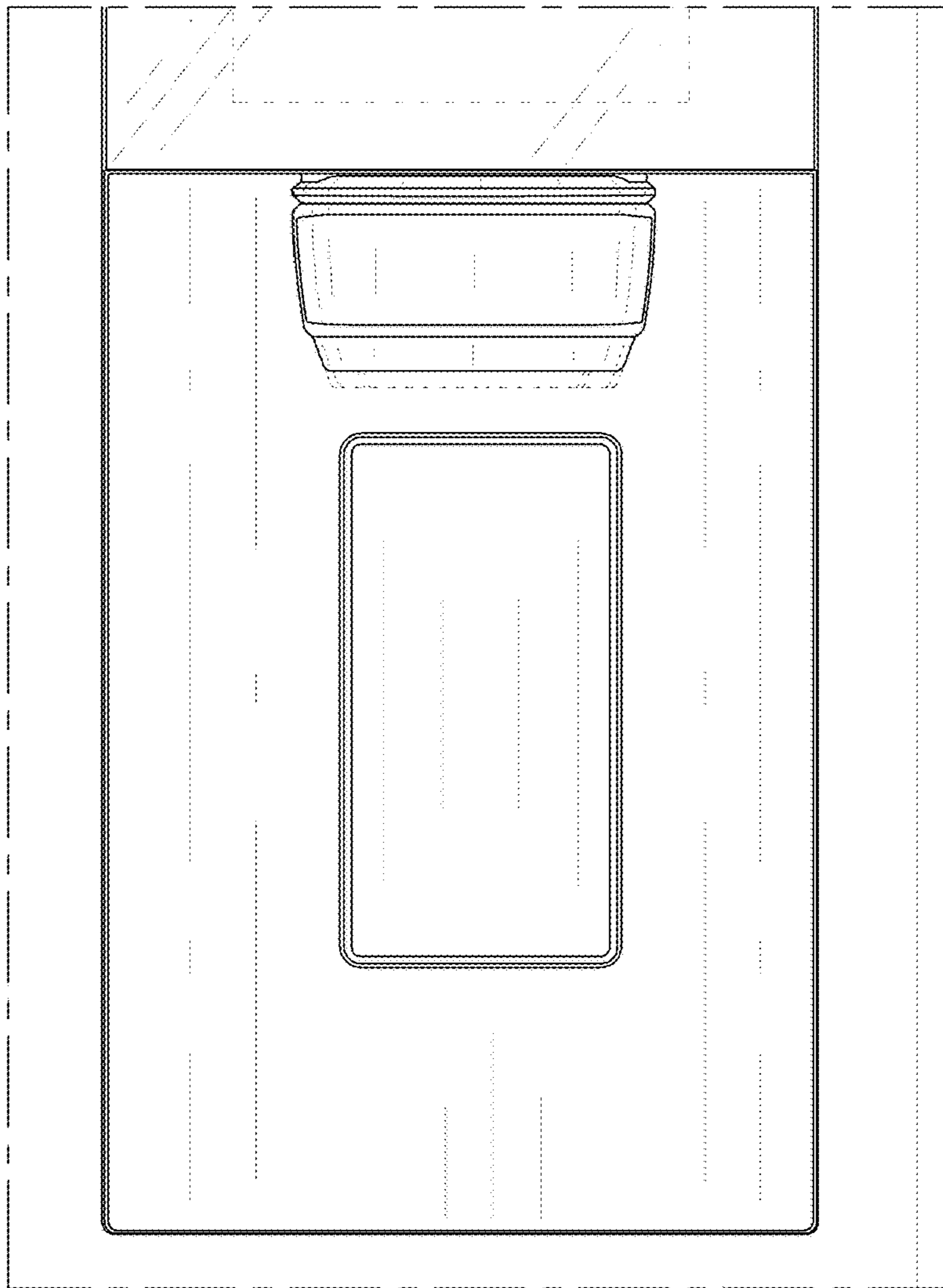


FIG. 9

