



US00D861710S

(12) **United States Design Patent**
Frackelton et al.

(10) **Patent No.:** **US D861,710 S**
(45) **Date of Patent:** **** Oct. 1, 2019**

(54) **DISPLAY SCREEN WITH A GRAPHICAL USER INTERFACE FOR A MEASUREMENT DEVICE**

(71) Applicant: **Keithley Instruments, LLC**,
Cleveland, OH (US)

(72) Inventors: **Brian P. Frackelton**, Macedonia, OH (US); **Lawrence J. Kizlik**, Eastlake, OH (US); **George J. Polly**, Brecksville, OH (US)

(73) Assignee: **Keithley Instruments, LLC**, Solon, OH (US)

(**) Term: **15 Years**

(21) Appl. No.: **29/598,408**

(22) Filed: **Mar. 24, 2017**

(51) **LOC (12) Cl.** **14-04**

(52) **U.S. Cl.**
USPC **D14/486**

(58) **Field of Classification Search**
USPC D14/485-495; D20/11; D21/324, 325
CPC G06F 3/048; G06F 3/0481; G06F 3/04817;
G06F 3/0482; G06F 3/0483; G06F 3/04842; G06F 3/0485; G06F 3/04855;
G06F 3/0486; G06F 3/0488; G06F 3/04886; G06F 9/4443; G06F 17/211;
G06F 17/212; H04L 51/046; H04L 65/403; H04Q 9/00

See application file for complete search history.

(56) **References Cited**

U.S. PATENT DOCUMENTS

D384,049 S * 9/1997 Arnone D14/489
5,737,533 A * 4/1998 de Hond G06F 16/10
709/219
D485,279 S * 1/2004 DeCombe D14/486
D648,342 S * 11/2011 Pearson D14/486
D664,983 S * 8/2012 Moreau D14/488

D671,954 S * 12/2012 Wojcik D14/486
D696,680 S * 12/2013 Bae D14/486
D736,230 S * 8/2015 Bork D14/486
D751,106 S * 3/2016 Chetan D14/486
D763,904 S * 8/2016 Knapp D14/488
D765,122 S * 8/2016 Walters H04L 65/403
D14/486
D768,183 S * 10/2016 Steplyk D14/486
D784,393 S * 4/2017 Federighi D14/486

(Continued)

OTHER PUBLICATIONS

“Temperature Scanning for Thermal Profiling with the Keithley DAQ6510” Apr. 15, 2018, posted at youtube.com, [site visited Feb. 4, 2019]. <https://www.youtube.com/watch?v=2LSL0fUQZwY>.*

(Continued)

Primary Examiner — Jack Reickel

Assistant Examiner — John M Otte

(74) *Attorney, Agent, or Firm* — Miller Nash Graham & Dunn; Andrew J. Harrington

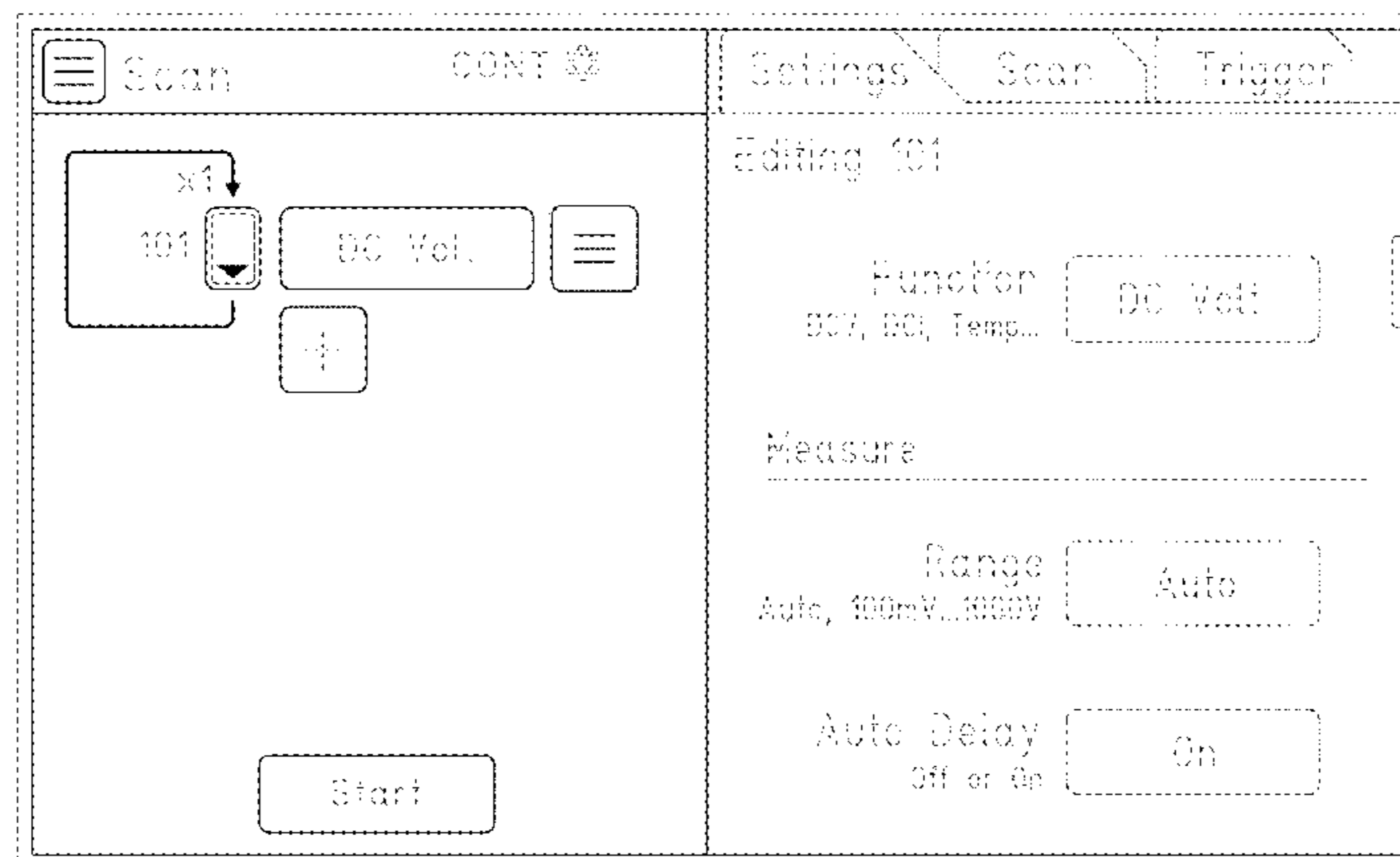
(57) **CLAIM**

The ornamental design for a display screen with a graphical user interface for a measurement device, as shown and described.

DESCRIPTION

FIG. 1 is a front view of a display screen for a measurement device with a graphical user interface showing a first embodiment of our new design; FIG. 2 is a second embodiment thereof; FIG. 3 is a third embodiment thereof; FIG. 4 is a fourth embodiment thereof; FIG. 5 is a fifth embodiment thereof; FIG. 6 is a sixth embodiment thereof; and, FIG. 7 is a seventh embodiment thereof. The linear broken lines shown in the drawings illustrate portions of the display screen with a graphical user interface that forms no part of the claimed design.

1 Claim, 7 Drawing Sheets



(56)

References Cited

U.S. PATENT DOCUMENTS

D785,040	S *	4/2017	Day	D14/488
D788,128	S *	5/2017	Wada	D14/485
D791,807	S *	7/2017	Smith	D14/486
D792,428	S *	7/2017	McGovern	D14/485
D795,270	S *	8/2017	Labahn	D14/485
D799,512	S *	10/2017	Johnston	D14/486
D804,493	S *	12/2017	Daniel	H04L 51/046
					D14/485
D830,387	S *	10/2018	Day	D14/486
2003/0001896	A1 *	1/2003	Johnson	G06F 8/71
					715/771
2003/0142122	A1 *	7/2003	Straut	G06F 11/3414
					715/704
2009/0031239	A1 *	1/2009	Coleran	G06F 3/0483
					715/771
2015/0205448	A1 *	7/2015	Clement	G06F 3/0482
					715/798
2018/0278489	A1 *	9/2018	Frackelton	H04Q 9/00

OTHER PUBLICATIONS

“Temperature and Process Controllers” Oct. 26, 2016, posted at watlow.com, [site visited Feb. 4, 2019]. <https://web.archive.org/web/20161026103311/https://www.watlow.com/products/controllers/temperature-and-process-controllers>.*

“KIC Offers Automation and Smart Oven Technology for the Smart Factory” Aug. 31, 2016, posted at kicthermal.com, [site visited Feb. 4, 2019]. <https://kicthermal.com/new-and-events/announcements/kic-offers-automation-and-smart-oven-technology-for-the-smart-factory>.*

* cited by examiner

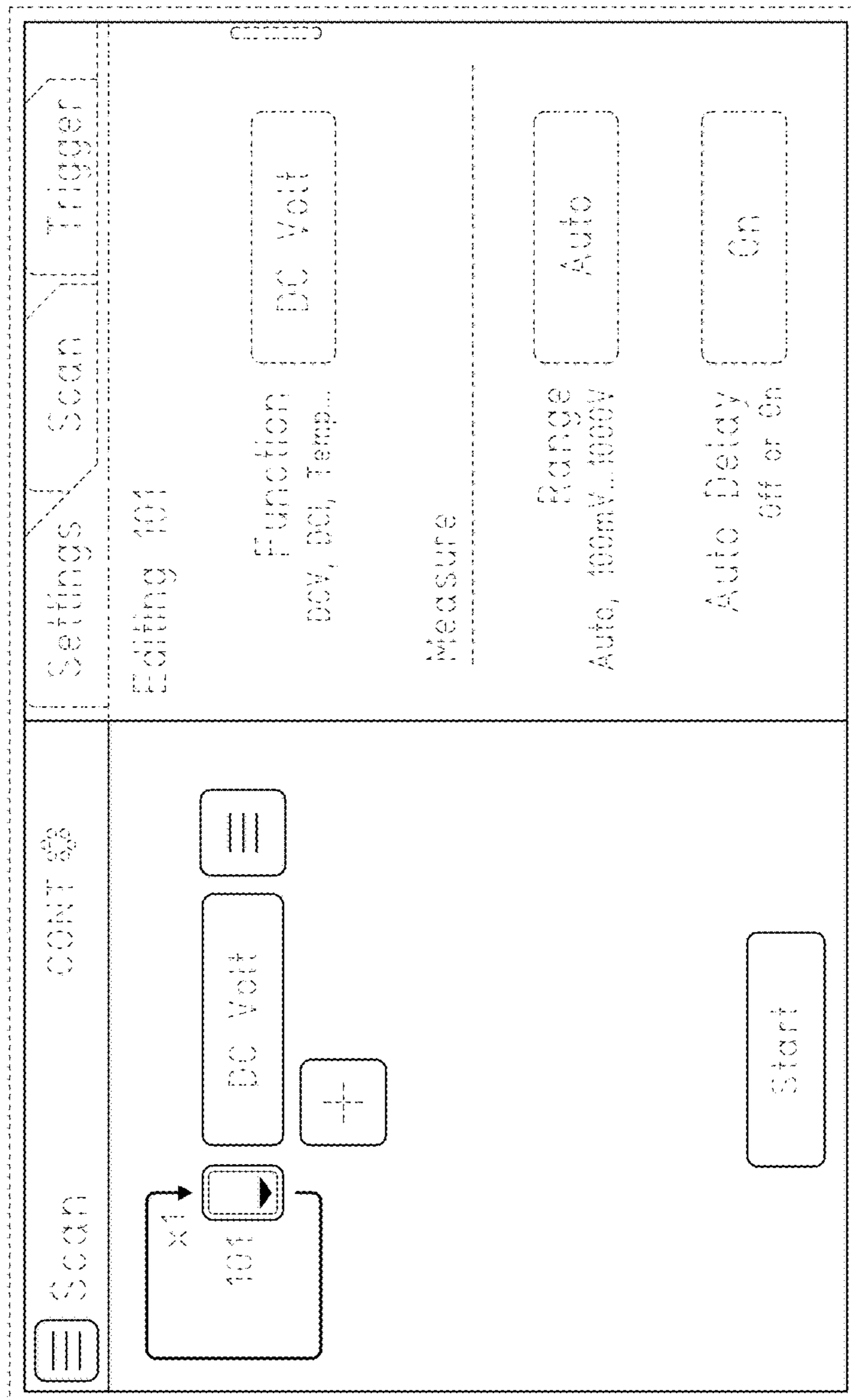


FIG. 1

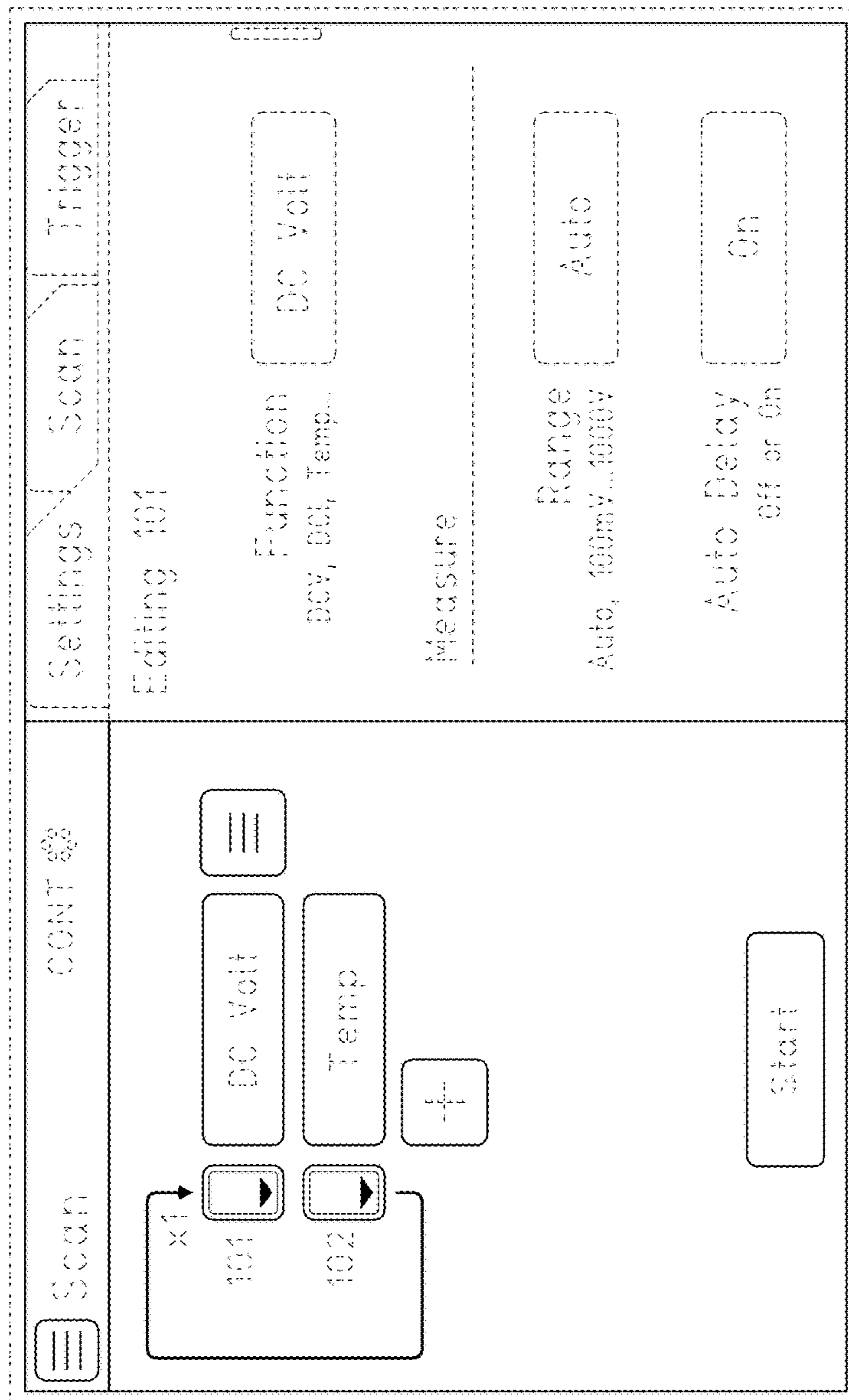


FIG. 2

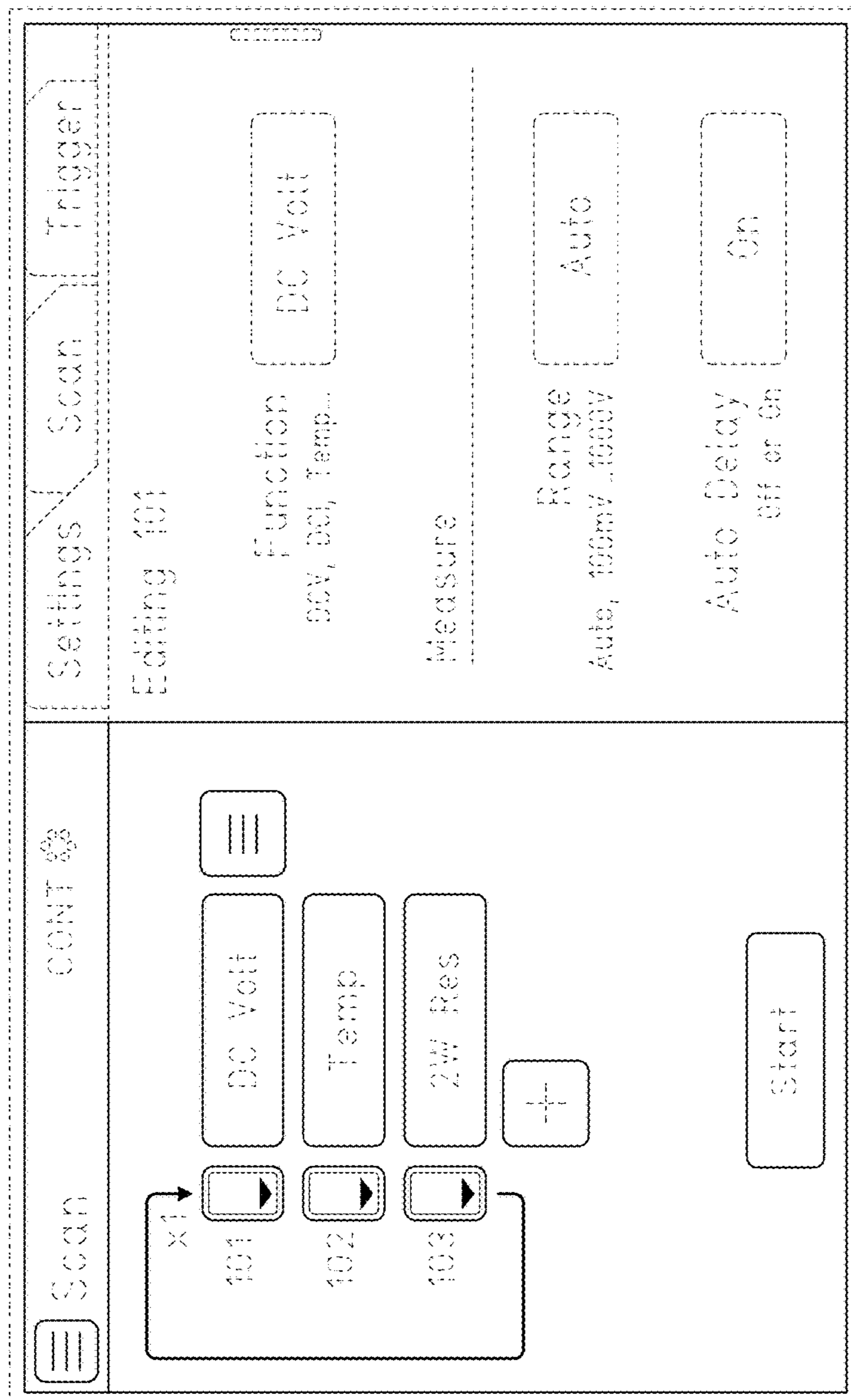


FIG. 3

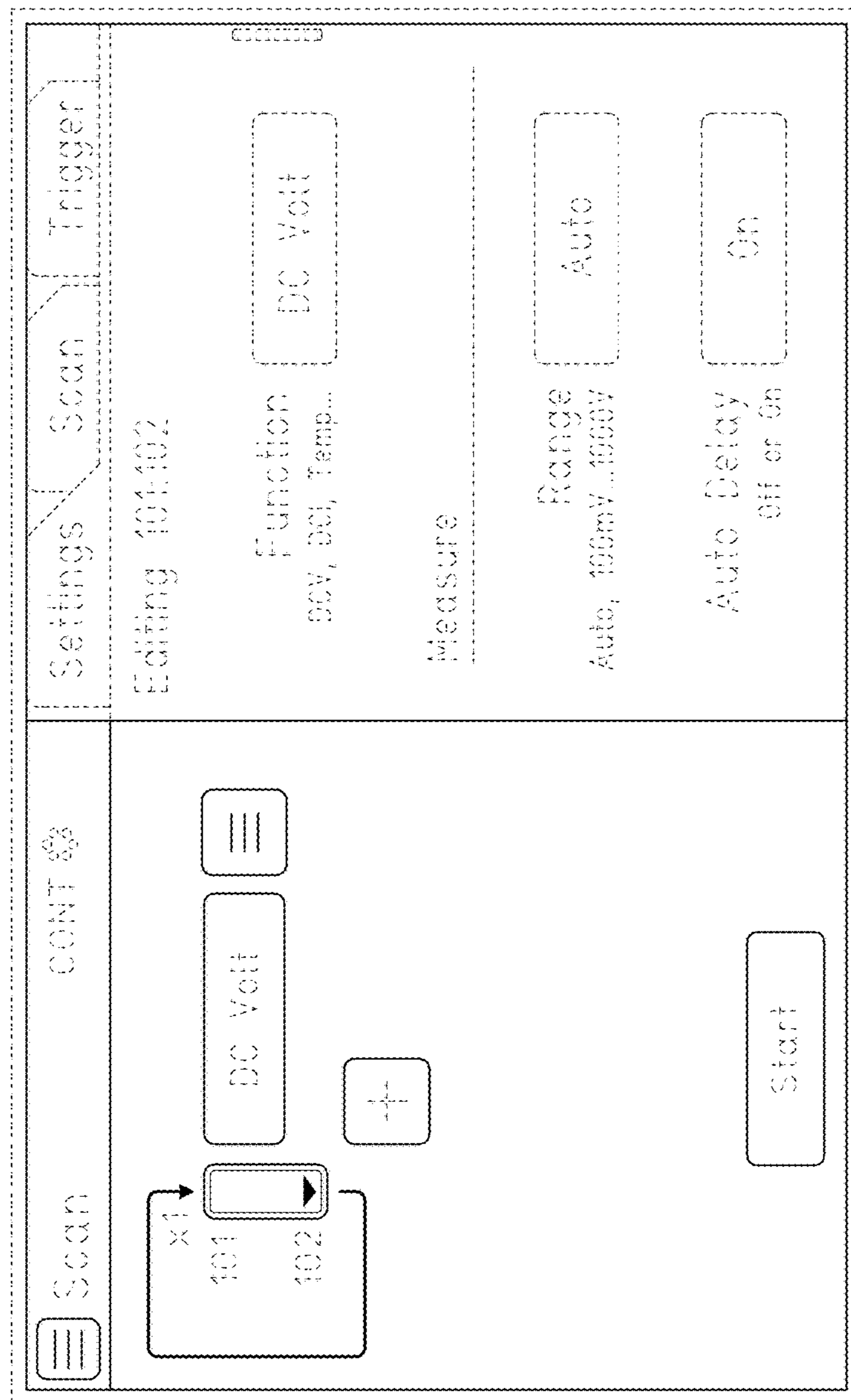


FIG. 4

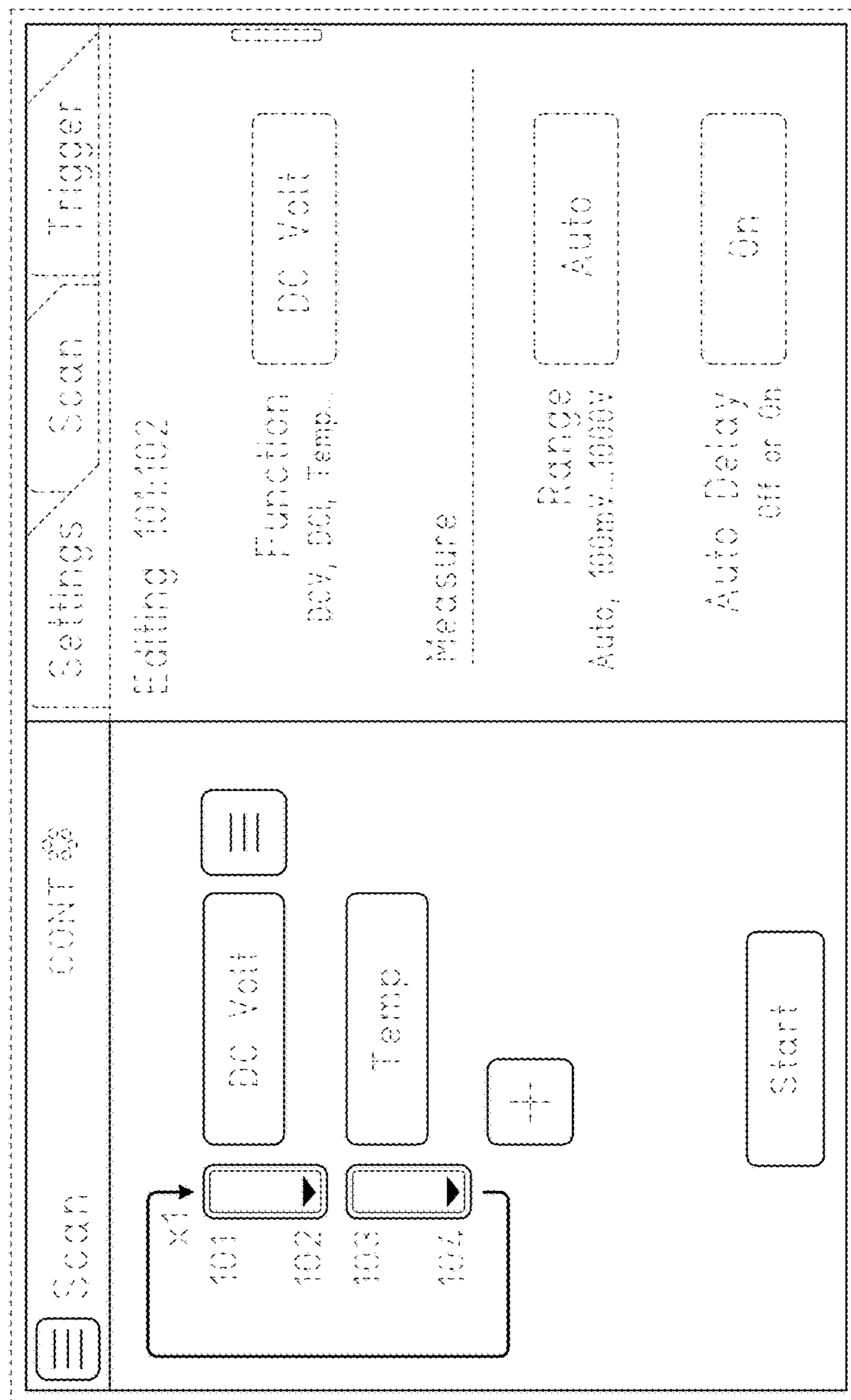


FIG. 5

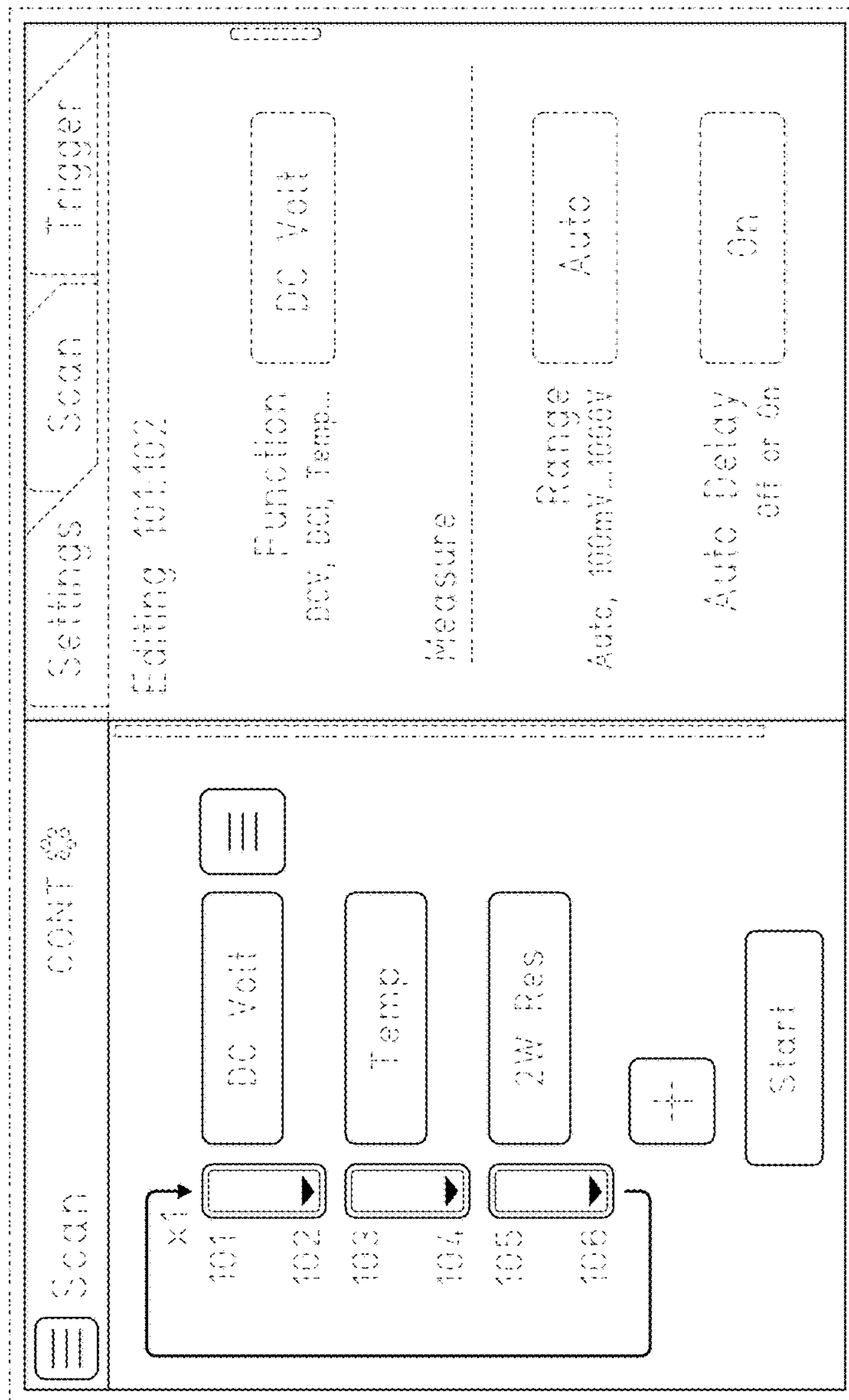


FIG. 6

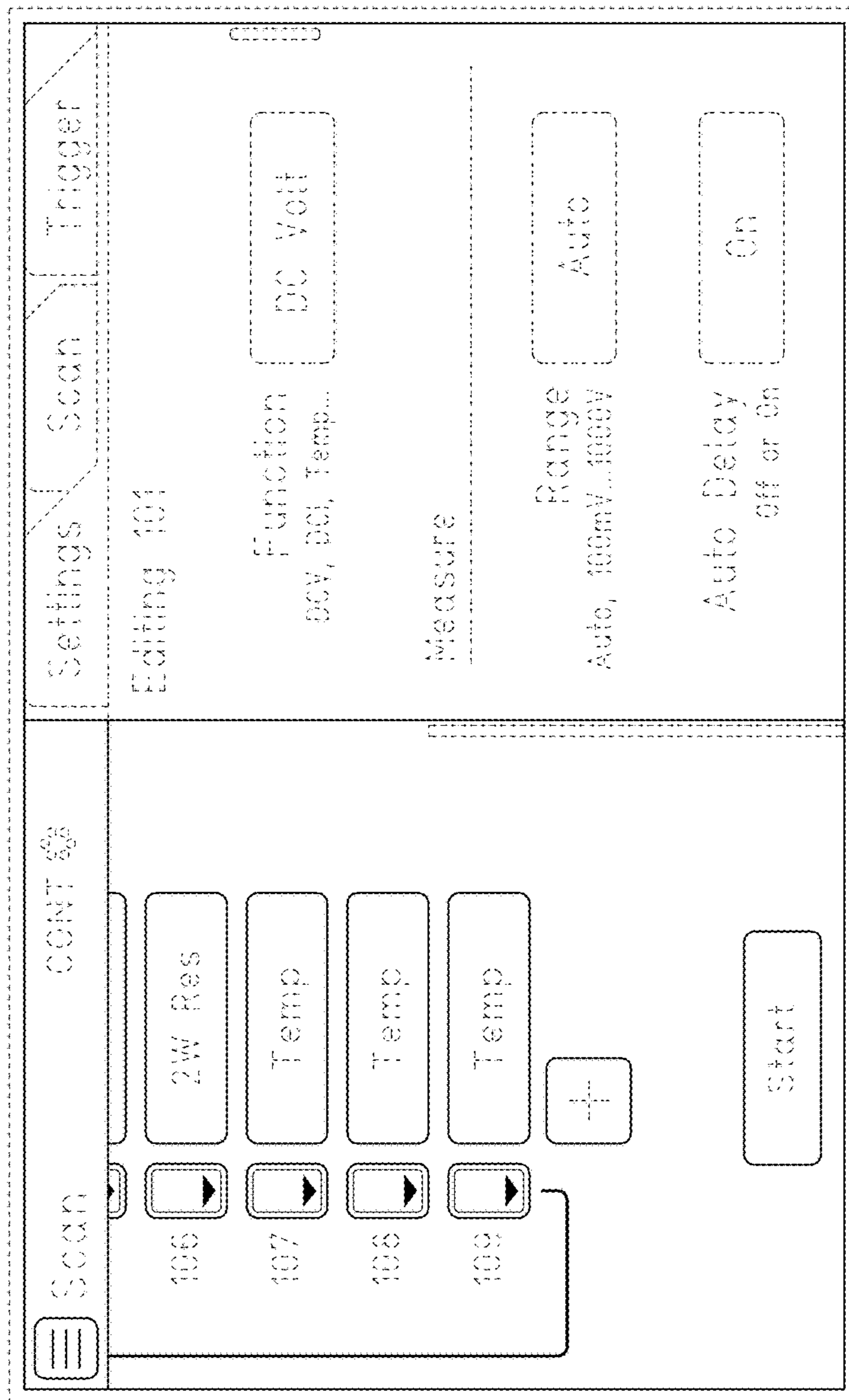


FIG. 7