



US00D861709S

(12) **United States Design Patent**  
**Kim**

(10) **Patent No.:** **US D861,709 S**

(45) **Date of Patent:** **\*\* Oct. 1, 2019**

(54) **DISPLAY SCREEN OR PORTION THEREOF WITH TRANSITIONAL GRAPHICAL USER INTERFACE**

D741,343 S \* 10/2015 Chung ..... D14/485  
D803,862 S \* 11/2017 Omata ..... D14/487  
D822,047 S \* 7/2018 Wills ..... D14/486

(Continued)

(71) Applicant: **SAMSUNG ELECTRONICS CO., LTD.**, Suwon-si (KR)

(72) Inventor: **Hyoung-joon Kim**, Suwon-si (KR)

(73) Assignee: **SAMSUNG ELECTRONICS CO., LTD.**, Suwon-si (KR)

(\*\*) Term: **15 Years**

(21) Appl. No.: **29/655,912**

(22) Filed: **Jul. 9, 2018**

(30) **Foreign Application Priority Data**

Jan. 9, 2018 (KR) ..... 30-2018-0001477

(51) **LOC (12) Cl.** ..... **14-04**

(52) **U.S. Cl.**  
USPC ..... **D14/485**

(58) **Field of Classification Search**  
USPC ..... D14/485-495; D20/10, 11, 22-33, 39, D20/40  
CPC ..... G06F 3/048-04897; G06F 1/1692; G06F 3/16; G06F 3/165; G06F 3/167; H04M 1/72558; H04L 12/581; H04L 12/1813; H04L 29/06421

See application file for complete search history.

(56) **References Cited**

U.S. PATENT DOCUMENTS

4,209,974 A \* 7/1980 Noble ..... G04G 9/0094 368/232  
5,929,574 A \* 7/1999 Kim ..... H04N 3/233 315/370  
D705,255 S \* 5/2014 Gerssen ..... D14/489

**OTHER PUBLICATIONS**

Time Remapping in After Effects, by Mosley, joshuamosley.com [online], published on or before Jun. 3, 2011, [retrieved on May 6, 2019], retrieved from the Internet <URL: http://joshuamosley.com/tutorials/AETimeRemapping/> (Year: 2011).\*

(Continued)

*Primary Examiner* — Cathron C Brooks

*Assistant Examiner* — Ian F Whitmore

(74) *Attorney, Agent, or Firm* — Sughrue Mion, PLLC

(57) **CLAIM**

The ornamental design for a display screen or portion thereof with transitional graphical user interface, as shown and described.

**DESCRIPTION**

FIG. 1 is a front view of a first image in a sequence for a display screen or portion thereof with transitional graphical user interface showing my new design.

FIG. 2 is a front view of a second image thereof.

FIG. 3 is a front view of a third image thereof.

FIG. 4 is a front view of a fourth image thereof.

FIG. 5 is a front view of a fifth image thereof.

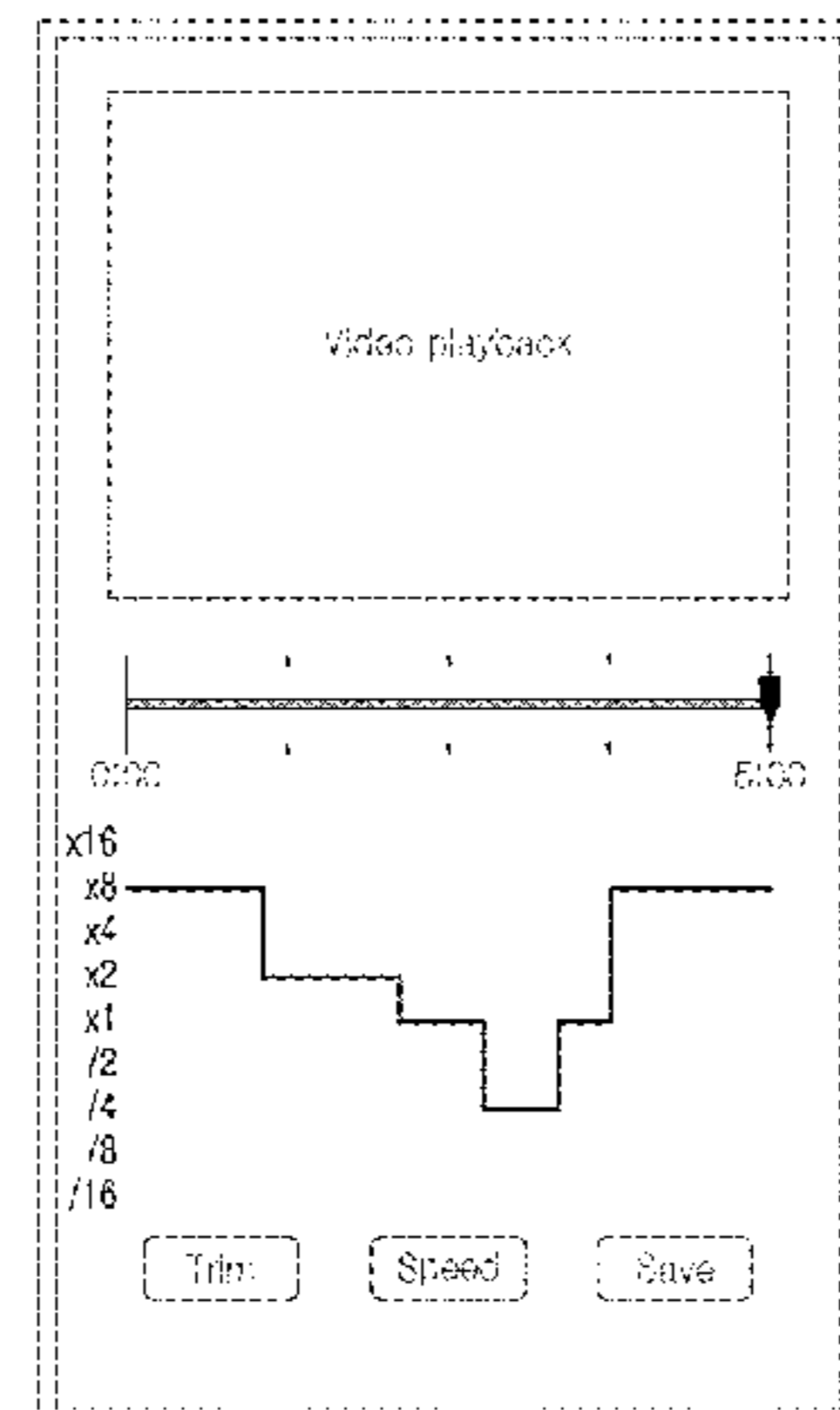
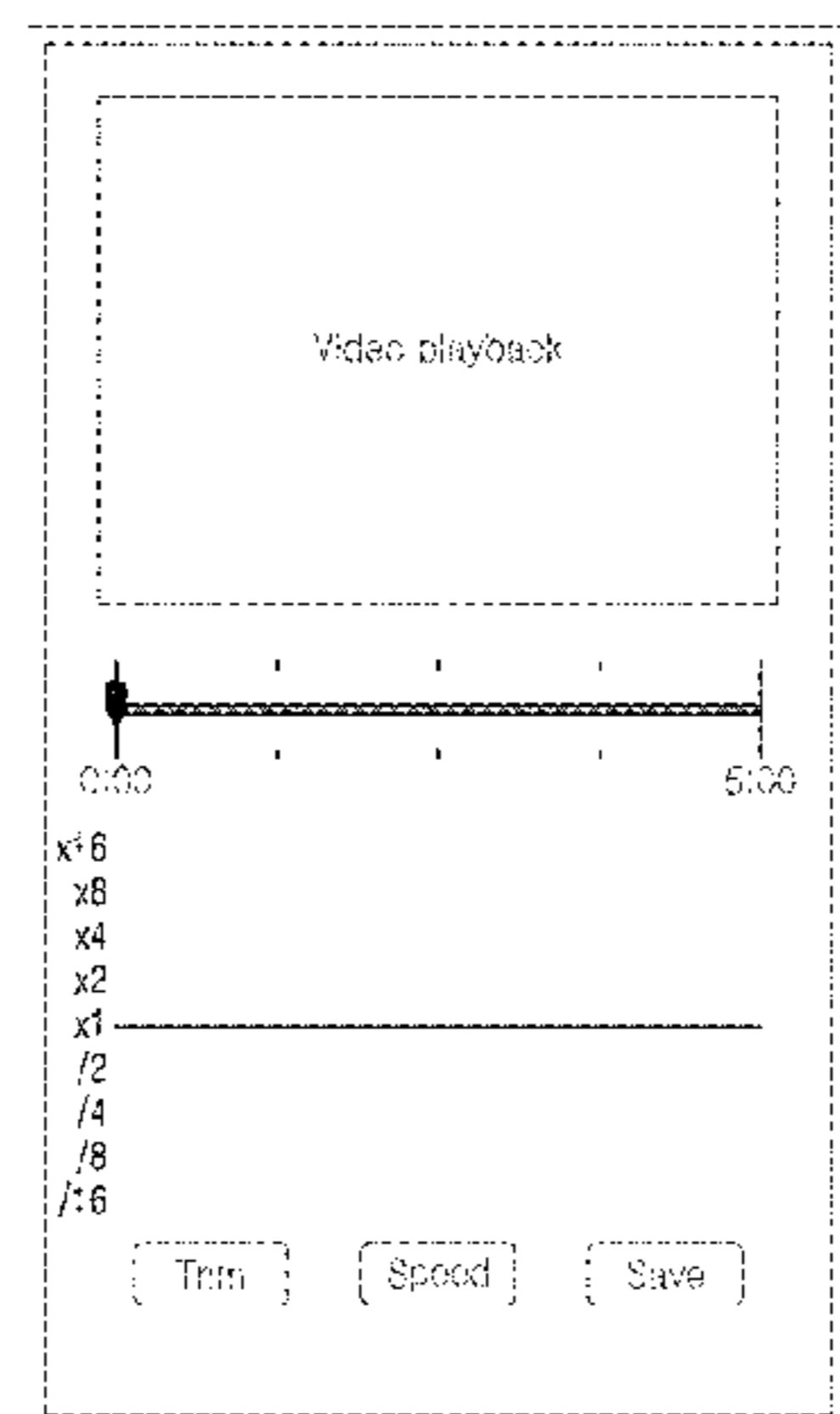
FIG. 6 is a front view of a sixth image thereof; and,

FIG. 7 is a front view of a seventh image thereof.

The appearance of the transitional image sequentially transitions between the images shown in FIGS. 1-7. The process or period in which one image transitions to another image forms no part of the claimed design.

The outer perimeter illustrated by a pair of broken lines depicts a display screen or portion thereof and forms no part of the claimed design. The remaining broken lines illustrate portions of the graphical use interface and form no part of the claimed design.

**1 Claim, 7 Drawing Sheets**



(56)

**References Cited**

U.S. PATENT DOCUMENTS

D824,949 S \* 8/2018 Wu ..... D14/486  
D826,239 S \* 8/2018 Duriseti ..... D14/485  
D826,958 S \* 8/2018 Yamashita ..... D14/485  
D841,046 S \* 2/2019 Omata ..... D14/487  
D847,169 S \* 4/2019 Sombreireiro ..... D14/486  
2001/0015718 A1 \* 8/2001 Hinckley ..... A63F 13/06  
345/156  
2003/0142123 A1 \* 7/2003 Malamud ..... G06F 3/04812  
715/715

OTHER PUBLICATIONS

Speed Control: How to Master Time-Remapping in Premiere Pro,  
by Monteras, blog.pond5.com [online], published on Aug. 7, 2017,  
[ retrieved on May 6, 2019], retrieved from the Internet <URL:  
<https://blog.pond5.com/15919-time-remapping-premiere-pro/>> (Year:  
2017).\*

\* cited by examiner

FIG. 1

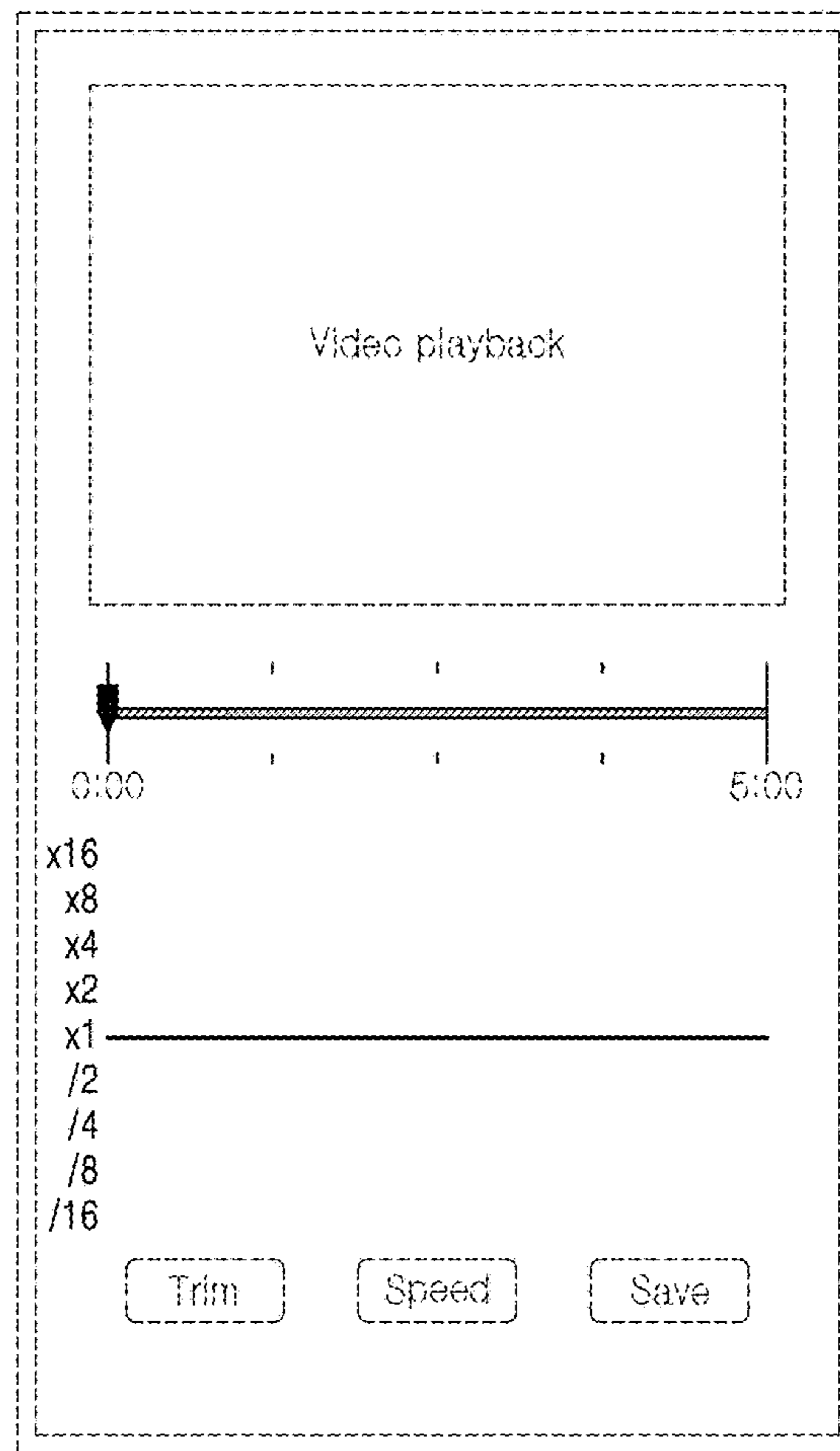


FIG. 2

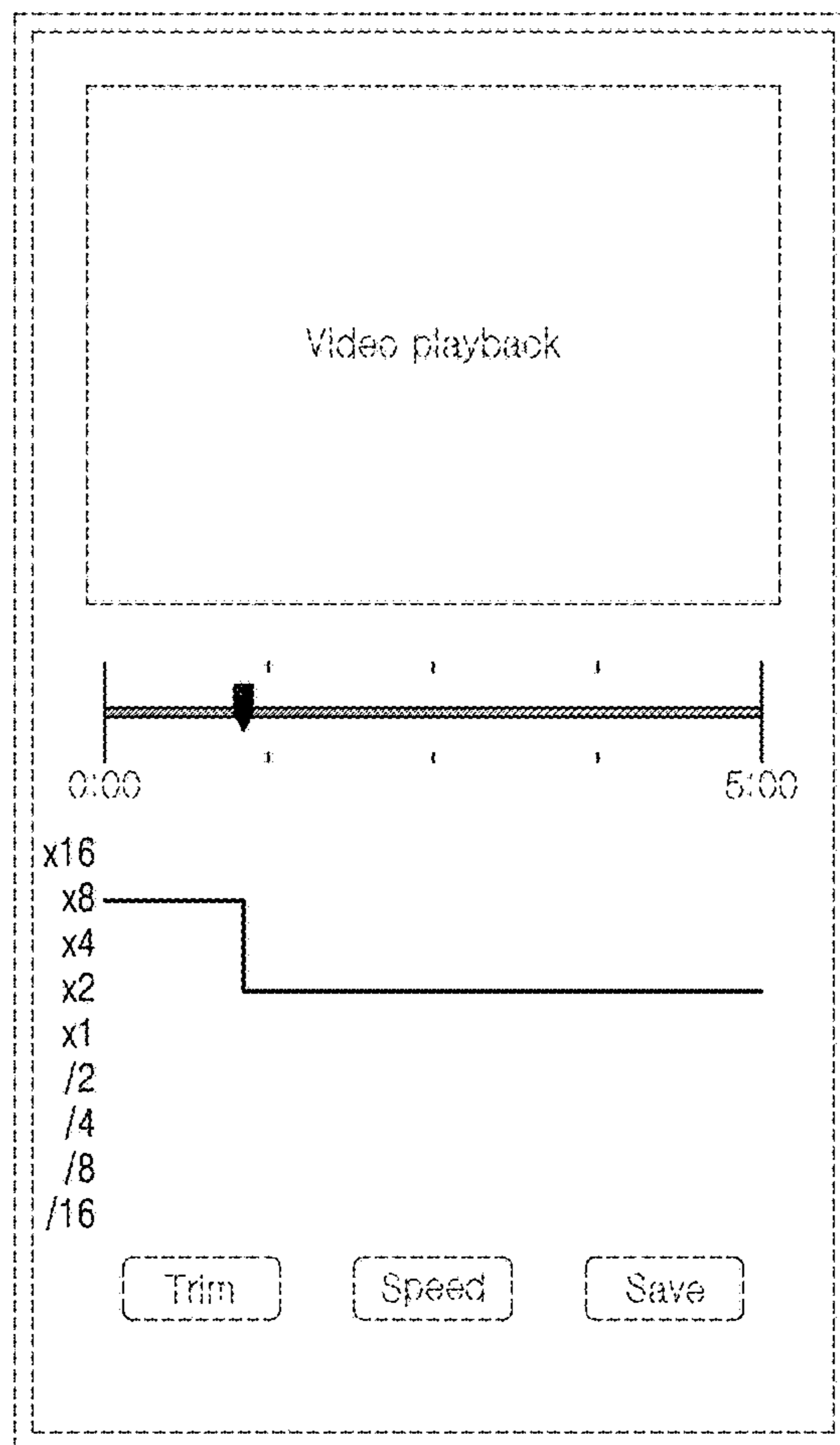


FIG. 3

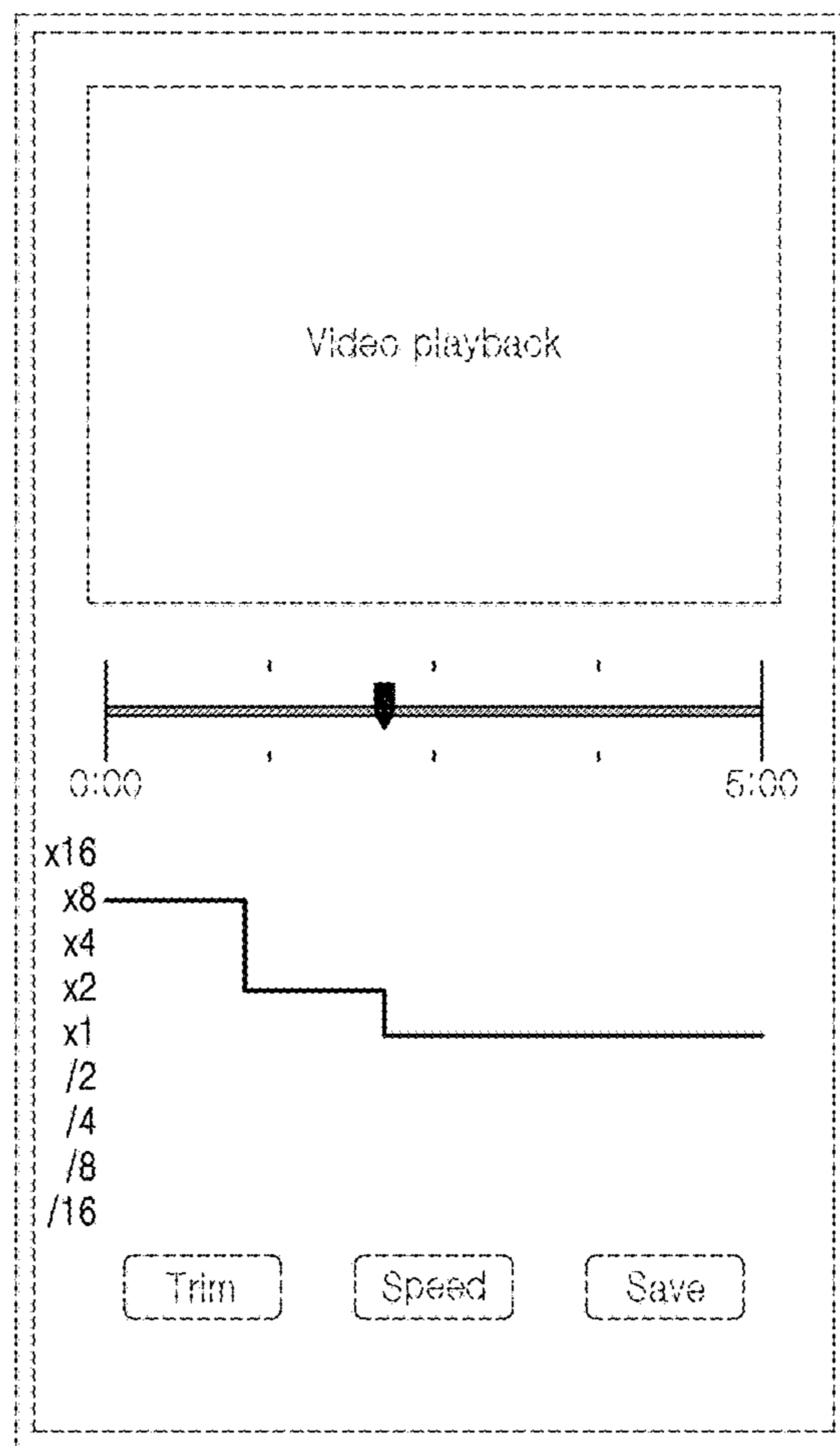


FIG. 4

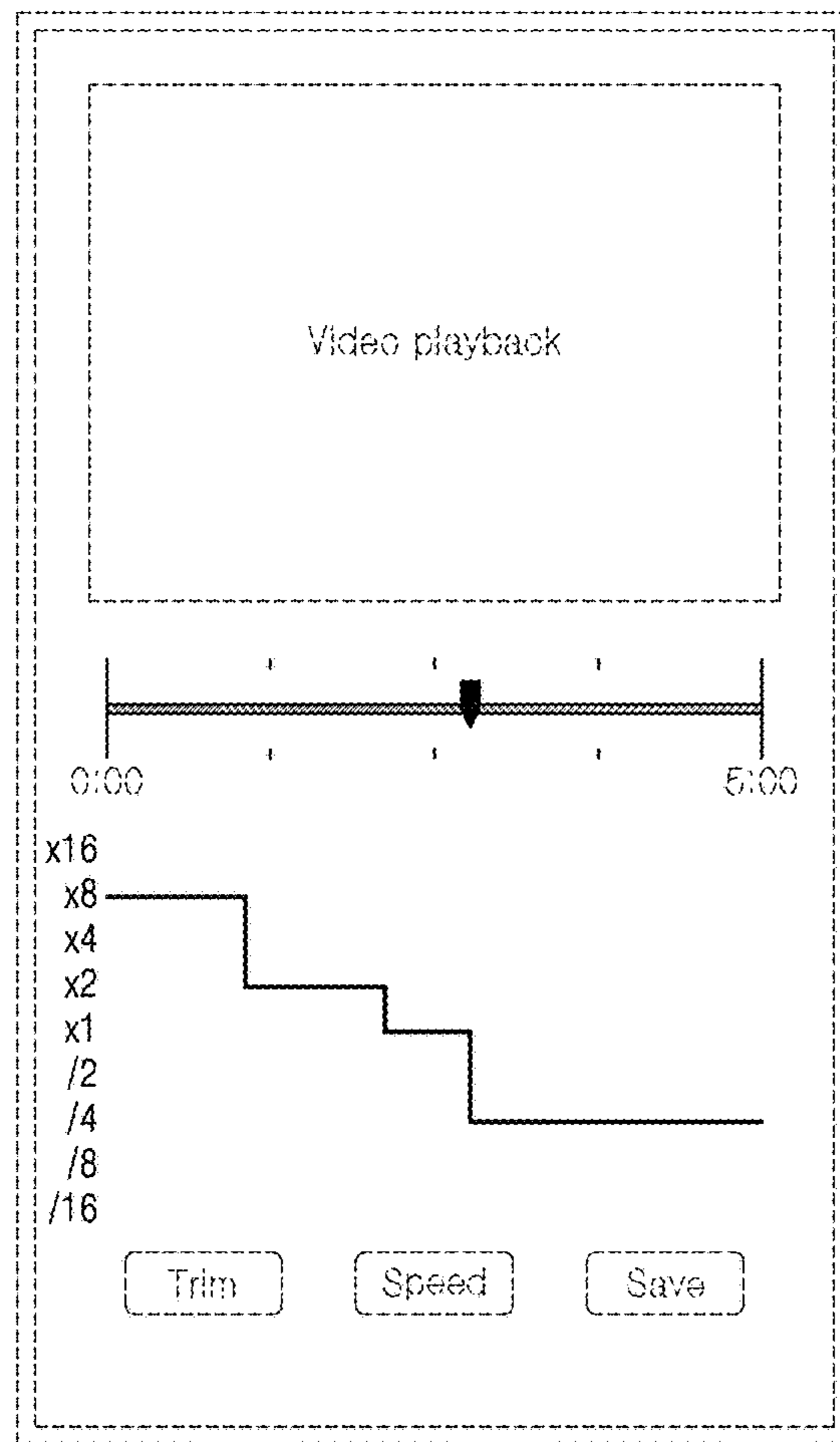


FIG. 5

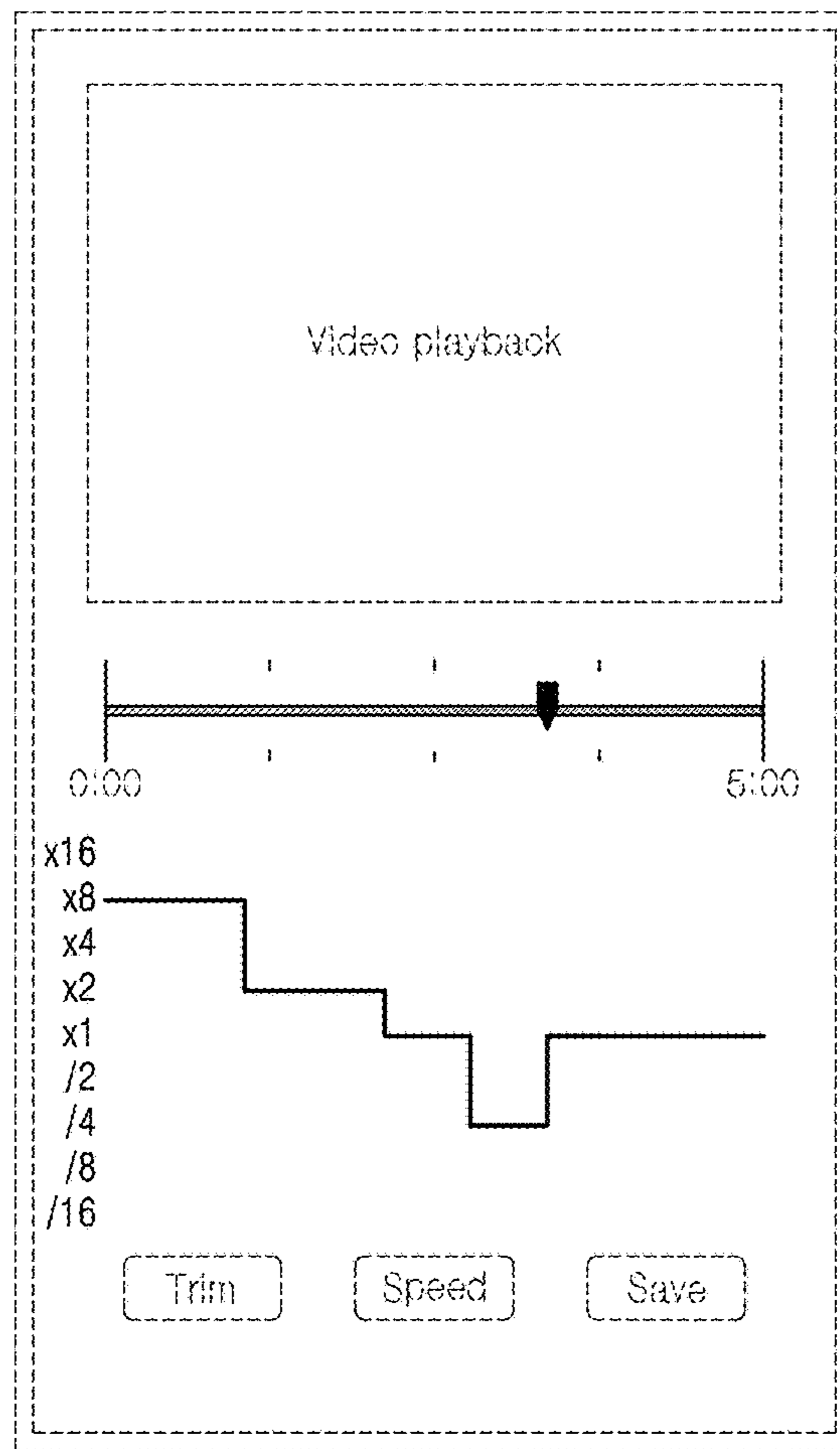




FIG. 6

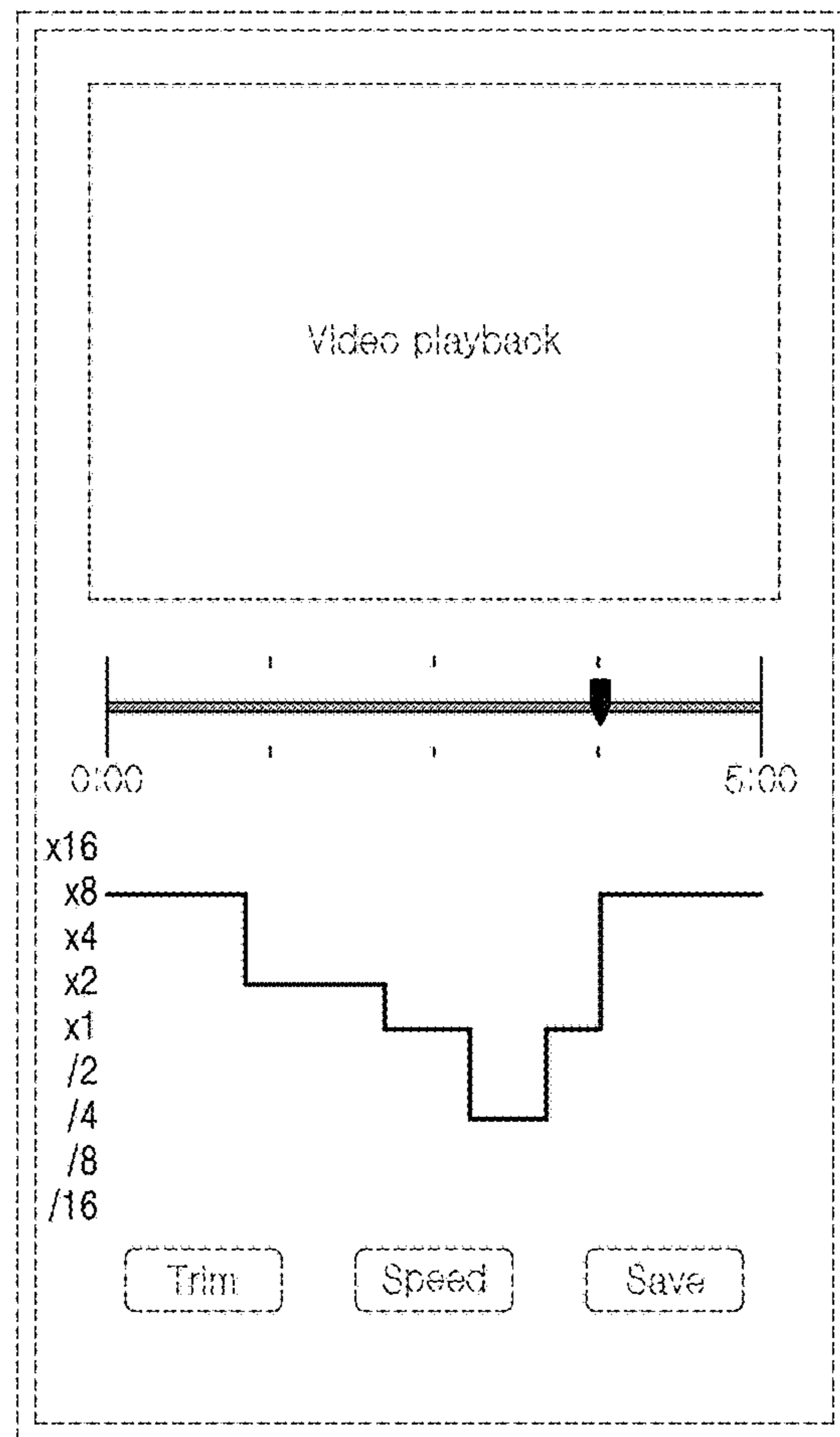




FIG. 7

