



US00D861703S

(12) **United States Design Patent**  
**Suslik**

(10) **Patent No.:** **US D861,703 S**  
(45) **Date of Patent:** **\*\* Oct. 1, 2019**

(54) **DISPLAY SCREEN OR PORTION THEREOF WITH ANIMATED GRAPHICAL USER INTERFACE**

D807,384 S \* 1/2018 Quattrocchi ..... D14/486  
D818,489 S \* 5/2018 Lider ..... D14/488  
D834,589 S \* 11/2018 Duran ..... D14/485  
2009/0239633 A1 9/2009 Bennett

(71) Applicant: **Aristocrat Technologies Australia Pty Limited**, North Ryde, NSW (AU)

FOREIGN PATENT DOCUMENTS

(72) Inventor: **Igor Suslik**, Sydney (AU)

EP 1879143 A2 1/2008  
EP 1979059 A1 10/2008  
WO 2007077449 A1 7/2007

(73) Assignee: **ARISTOCRAT TECHNOLOGIES AUSTRALIA PTY LIMITED**, North Ryde, NSW (AU)

\* cited by examiner

(\*\*) Term: **15 Years**

*Primary Examiner* — Sheryl Lane  
*Assistant Examiner* — Nicole C Shiflet

(21) Appl. No.: **29/616,332**

(74) *Attorney, Agent, or Firm* — Armstrong Teasdale LLP

(22) Filed: **Sep. 5, 2017**

(57) **CLAIM**

(51) **LOC (12) Cl.** ..... **14-04**

I claim the ornamental design for a display screen or portion thereof with animated graphical user interface, as shown and described.

(52) **U.S. Cl.**

USPC ..... **D14/485**

(58) **Field of Classification Search**

USPC ..... D14/485–495

CPC ..... G06F 3/048; G06F 3/0481; G06F 3/0482;  
G06F 3/04842; G06F 3/04817

See application file for complete search history.

**DESCRIPTION**

(56) **References Cited**

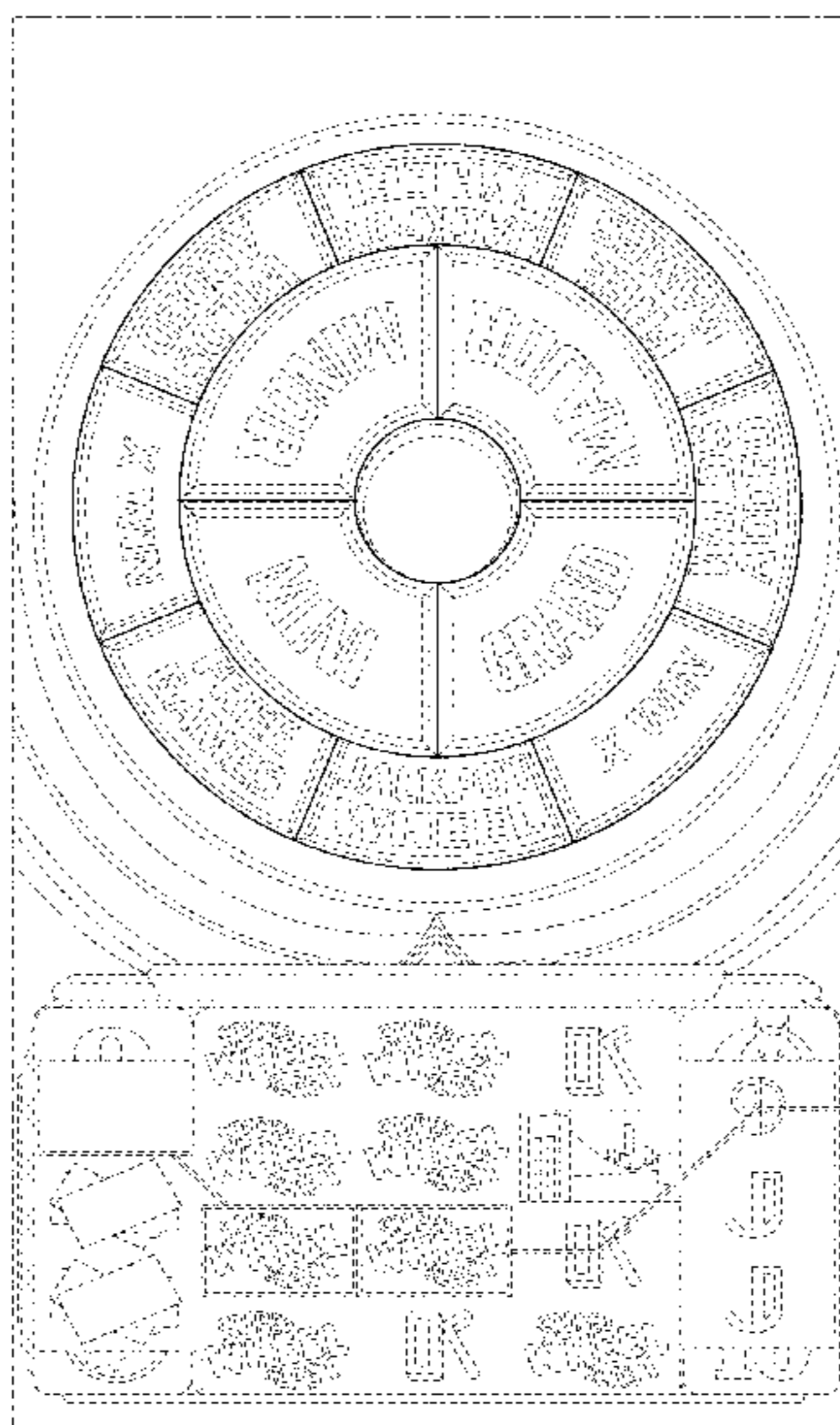

U.S. PATENT DOCUMENTS

D590,838 S \* 4/2009 Bisig ..... D14/492  
7,571,910 B1 8/2009 Launzel  
D614,192 S \* 4/2010 Takano ..... D14/486  
D763,265 S \* 8/2016 Trujillo ..... G06F 3/04817  
D14/485  
D780,201 S \* 2/2017 Zielinski ..... D14/486  
D786,269 S \* 5/2017 Lin ..... D14/485  
D787,547 S \* 5/2017 Basargin ..... D14/488  
D791,794 S \* 7/2017 Gaggiotti ..... D14/486  
D791,795 S \* 7/2017 Gaggiotti ..... D14/486  
D794,065 S \* 8/2017 Lider ..... D14/488  
D804,498 S \* 12/2017 Akatsu ..... D14/485  
9,836,913 B2 12/2017 Manz et al.

FIG. 1 is a front view of the first image in a sequence for a display screen or portion thereof with animated graphical user interface showing our new design;

FIG. 2 is a front view of the second image in the sequence thereof; and,  
FIG. 3 is a front view of the third image in the sequence thereof.  
The appearance of the transitional image sequentially transitions between the images shown in FIGS. 1-3. The process or period in which one image transitions to another image forms no part of the claimed design. The dash-dot broken line perimeter in the drawings illustrates a display screen or portion thereof and forms no part of the claimed design. The dash-dash broken lines in the drawings illustrate portions of the graphical user interface that form no part of the claimed design.

**1 Claim, 3 Drawing Sheets**






FIG. 1




FIG. 2




FIG. 3