

US00D861676S

(12) **United States Design Patent**
Mistry et al.

(10) **Patent No.:** **US D861,676 S**
(45) **Date of Patent:** **** Oct. 1, 2019**

- (54) **ELECTRONIC DEVICE**
- (71) Applicant: **SAMSUNG ELECTRONICS CO., LTD.**, Suwon-si (KR)
- (72) Inventors: **Pranav Mistry**, Campbell, CA (US); **Curtis D. Aumiller**, San Jose, CA (US); **Chengyuan Wei**, Sunnyvale, CA (US); **Jiawei Zhang**, Sunnyvale, CA (US)
- (73) Assignee: **SAMSUNG ELECTRONICS CO., LTD.**, Suwon-si (KR)

D382,815 S *	8/1997	Riley	D10/30
D386,707 S *	11/1997	Woo	D10/122
D415,693 S *	10/1999	Kennedy	D10/30
D461,736 S *	8/2002	De Muralt	D10/128
D476,912 S *	7/2003	Chang	D10/31
D490,719 S *	6/2004	Schoepfer	D10/32
D509,216 S *	9/2005	Yamamoto	D10/30
D509,447 S *	9/2005	Scheufele	D10/39
D547,212 S *	7/2007	Dias	D10/39
D554,002 S *	10/2007	Journe	D10/31
D555,517 S *	11/2007	Dias	D10/38
D569,742 S *	5/2008	Scheufele	D10/39
D578,410 S *	10/2008	Scarinci	D10/38
D579,791 S *	11/2008	Hoshino	D10/38

(Continued)

(**) Term: **15 Years**

(21) Appl. No.: **29/550,051**

(22) Filed: **Dec. 30, 2015**

(51) **LOC (12) Cl.** **14-02**

(52) **U.S. Cl.**
USPC **D14/344**

(58) **Field of Classification Search**
USPC D14/344, 138 R, 144, 358; D24/167, D24/169, 186-187; D11/3, 93-94; D10/30-39, 70, 98; 379/433.1; 361/679.03
CPC G06F 1/163; G06F 1/1628; G06F 1/1626; G06F 1/1635; G06F 1/08; G06F 1/10; G06F 1/04; G06F 1/14; G06F 1/3203; A41D 1/002; H04M 1/02; H04M 1/03; H04M 1/04; H04M 1/05; H04M 1/667; H04M 1/6058; Y02B 60/12; H04B 1/385; H04B 1/3888; H04B 1/3833; G06Q 20/10; G06Q 20/108; G06Q 20/12; G06Q 20/145

See application file for complete search history.

(56) **References Cited**

U.S. PATENT DOCUMENTS

D361,521 S *	8/1995	Koga	D10/30
D380,391 S *	7/1997	Osit	D10/30

OTHER PUBLICATIONS

Suunto Core Suunto core outdoor watch digital watch SS014279010, posted Aug. 23, 2015, [retrieved Jun. 26, 2017]. Retrieved from Internet, <URL: <http://global.rakuten.com/en/store/onemore/item/ss014279010/>>.*

Primary Examiner — Barbara Fox

Assistant Examiner — Kristin E Reed

(74) *Attorney, Agent, or Firm* — Sughrue Mion, PLLC

(57) **CLAIM**

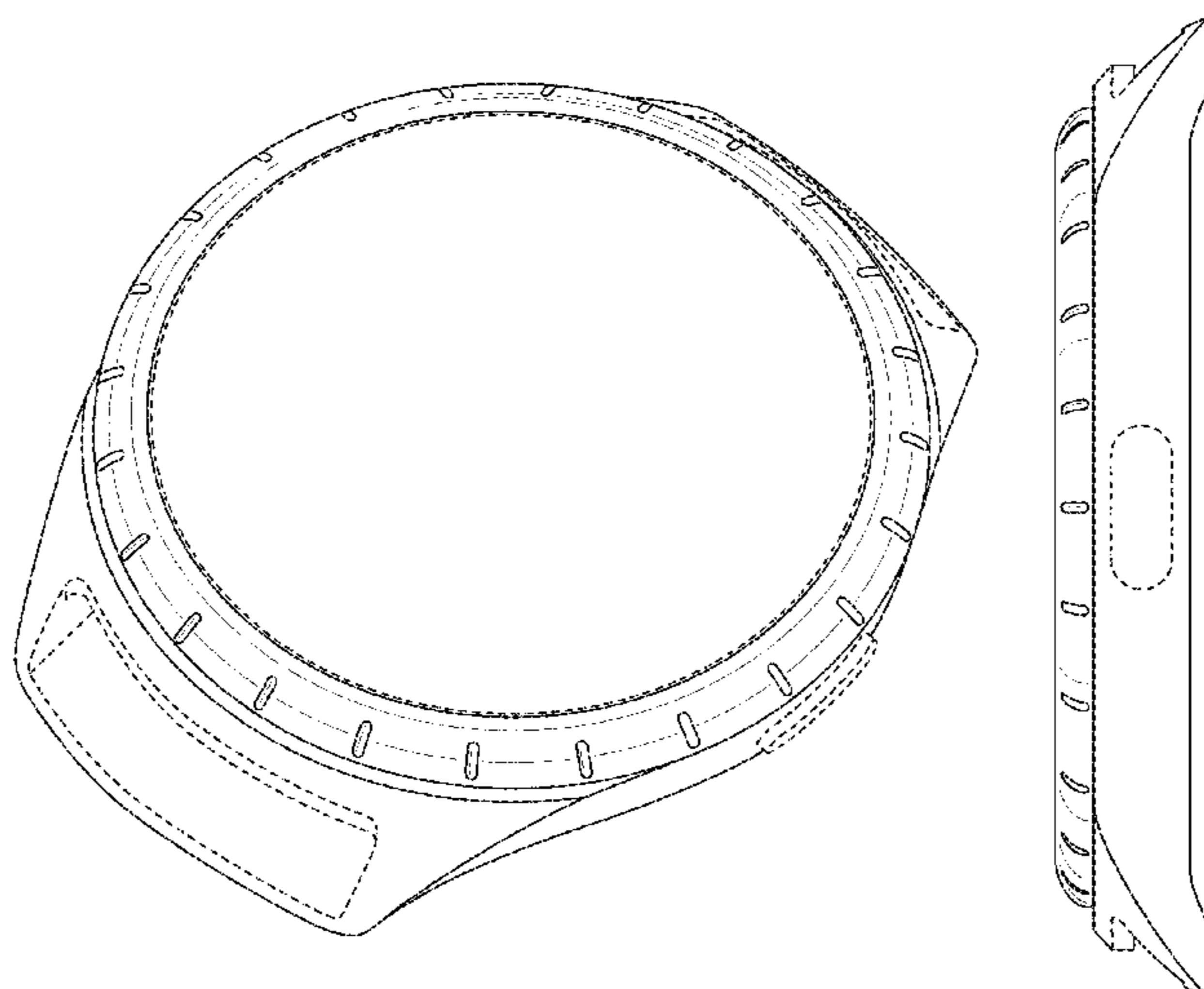
The ornamental design for an electronic device, as shown and described.

DESCRIPTION

FIG. 1 is a top rear perspective view of an electronic device showing our new design;
FIG. 2 is a top view thereof;
FIG. 3 is a bottom view thereof;
FIG. 4 is a front view thereof;
FIG. 5 is a rear view thereof;
FIG. 6 is a left view thereof; and,
FIG. 7 is a right view thereof.

The features shown in broken lines depict portions of the electronic device that form no part of the claimed design.

1 Claim, 5 Drawing Sheets



(56)

References Cited

U.S. PATENT DOCUMENTS

D586,668	S	*	2/2009	Dias	D10/38
D600,145	S	*	9/2009	Schoepfer	D10/38
D604,644	S	*	11/2009	Ahlstrom	D10/31
D607,756	S	*	1/2010	Perrenoud	D10/38
D656,415	S	*	3/2012	Binda	D10/39
D666,925	S	*	9/2012	Ahlstrom	D10/32
D668,162	S	*	10/2012	Inoue	D10/39
D686,092	S	*	7/2013	Schoepfer	D10/39
D726,555	S	*	4/2015	Ruffieux	D10/126
D726,675	S	*	4/2015	Choi	D10/38
D726,677	S	*	4/2015	Choi	D10/38
D732,981	S	*	6/2015	Waecker	D10/38
D735,057	S	*	7/2015	Graff	D10/30
D735,058	S	*	7/2015	Graff	D10/30
D746,816	S	*	1/2016	Lim	D10/38
D748,500	S	*	2/2016	Schwamkrug	D10/30
D754,548	S	*	4/2016	Block	D10/32
D761,129	S	*	7/2016	Calvani	D10/126
D767,411	S	*	9/2016	Rabassa	D10/30
D771,505	S	*	11/2016	Cerrato	D10/30
D785,468	S	*	5/2017	White	D10/30

* cited by examiner

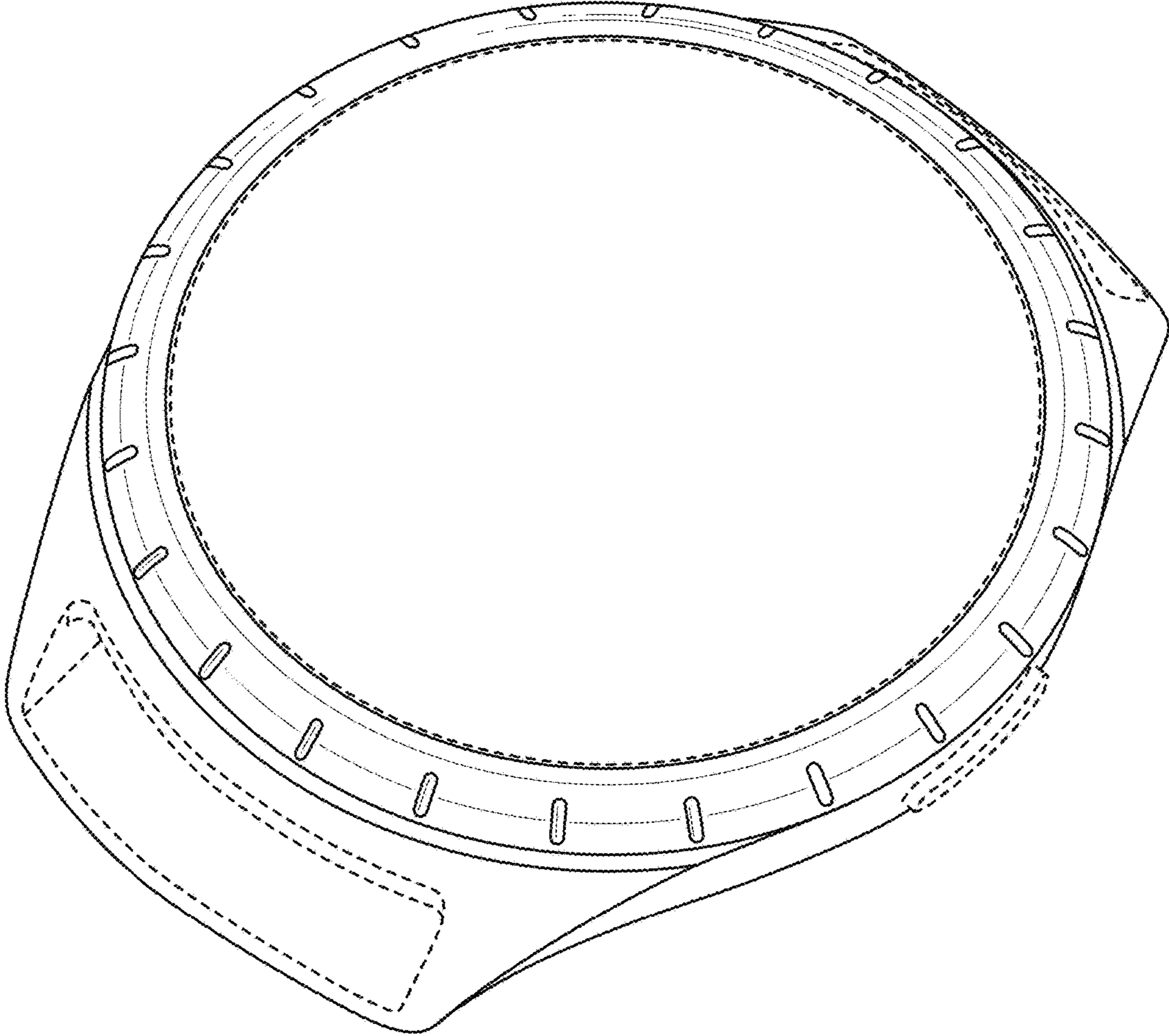


FIG. 1

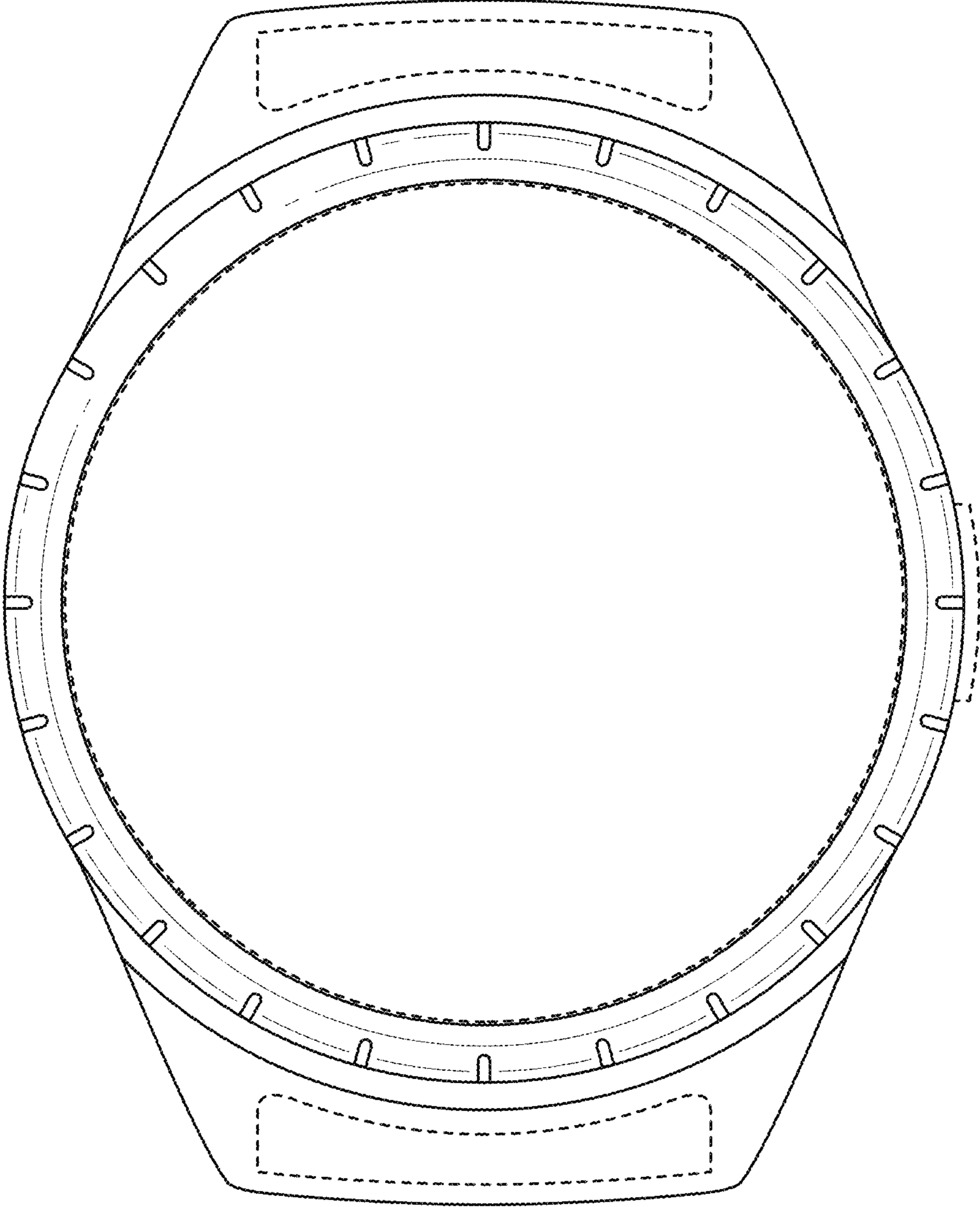


FIG. 2

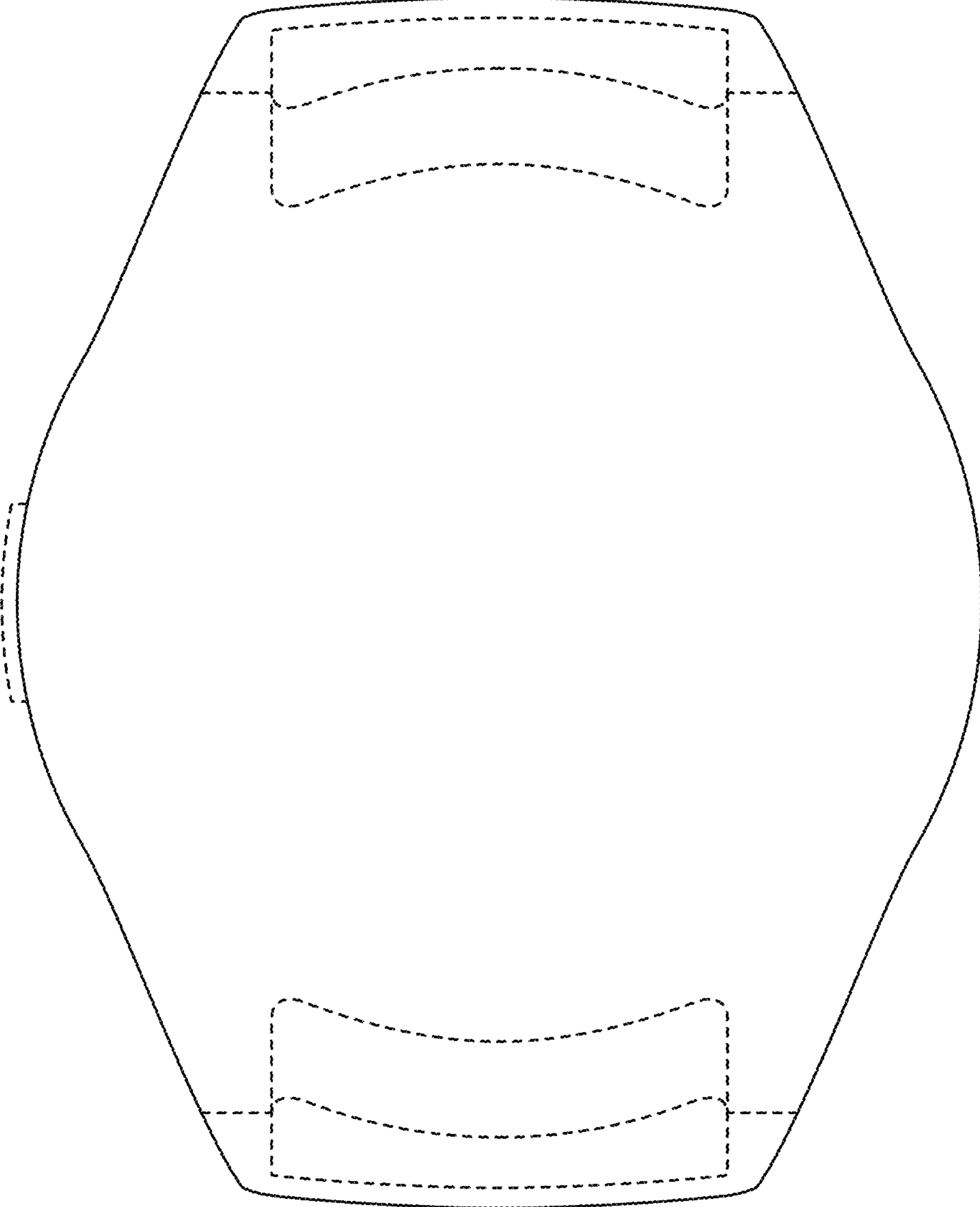


FIG. 3

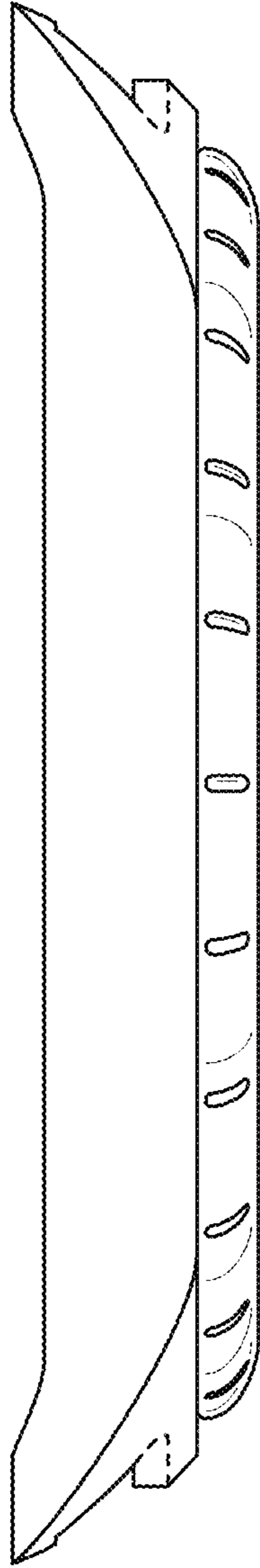


FIG. 4

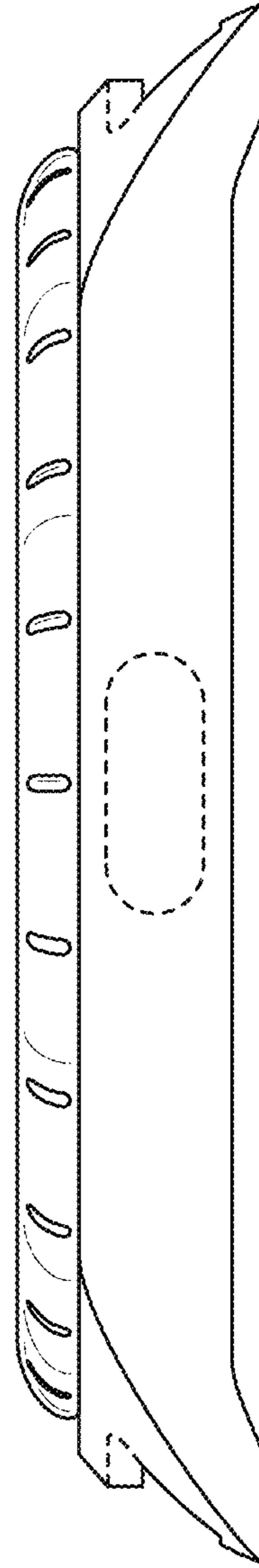


FIG. 5

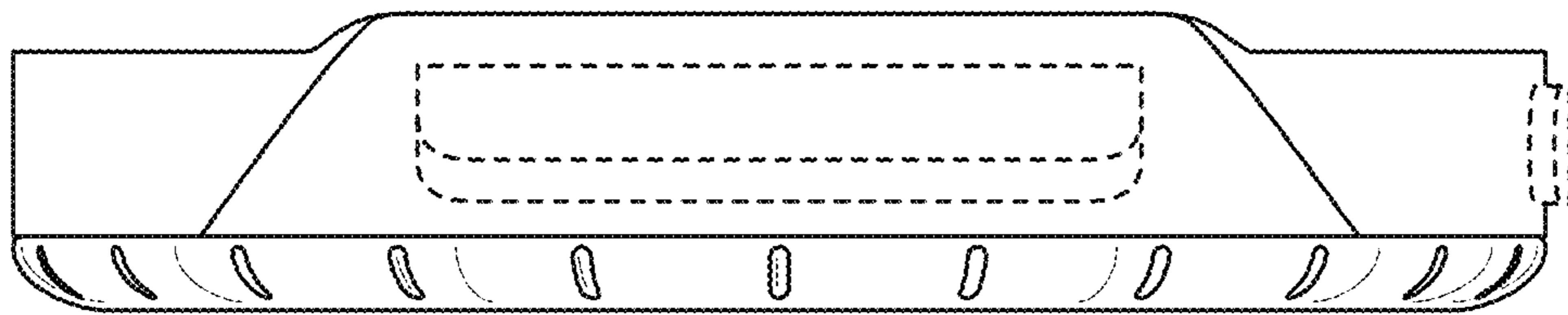


FIG. 6

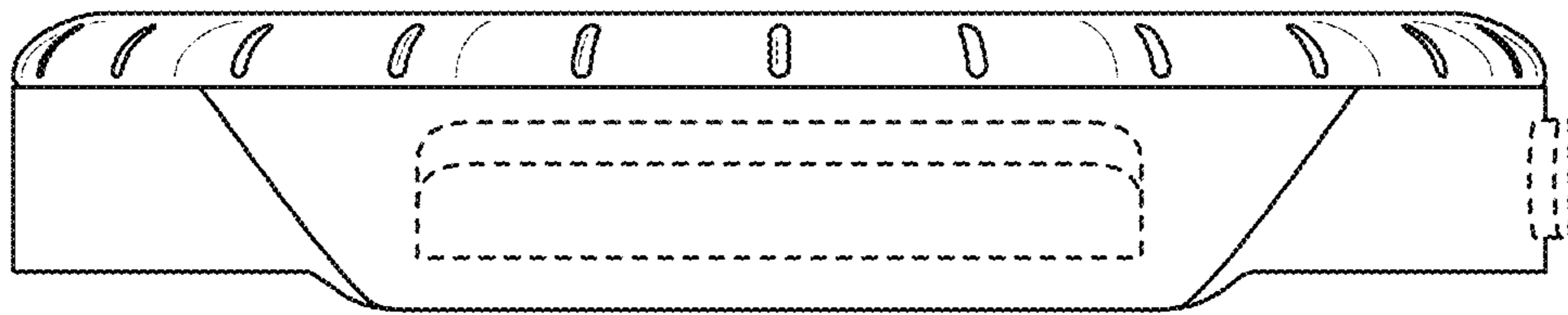


FIG. 7