

US00D861672S

(12) **United States Design Patent** (10) **Patent No.:** **US D861,672 S**
Kim et al. (45) **Date of Patent:** **** *Oct. 1, 2019**

(54) **ELECTRONIC DEVICE**

(56) **References Cited**

(71) Applicant: **Samsung Electronics Co., Ltd.**,
Suwon-si (KR)
(72) Inventors: **Sungkwon Kim**, Seoul (KR); **Kwanue Hong**, Yongin-si (KR); **Jeisung Park**,
Gwacheon-si (KR); **Seo Lee**, Yongin-si
(KR); **Seungchan Lee**, Seoul (KR);
Yonghee Cho, Seoul (KR)
(73) Assignee: **Samsung Electronics Co., Ltd.**,
Suwon-si (KR)
(*) Notice: This patent is subject to a terminal dis-
claimer.
(**) Term: **15 Years**

U.S. PATENT DOCUMENTS

D619,555	S	*	7/2010	Yang	D14/138	G
D622,244	S	*	8/2010	Miyazawa	D14/138	G
D652,008	S	*	1/2012	Kim	D14/138	G
D654,049	S	*	2/2012	Chung	D14/138	G
D660,274	S	*	5/2012	Lee	D14/138	G
D666,573	S	*	9/2012	Kim	D14/138	AD
D669,444	S	*	10/2012	Shin	D14/138	G
D671,089	S	*	11/2012	Joung	D14/138	G
D681,581	S	*	5/2013	Park	D14/138	G
D687,400	S	*	8/2013	Park	D14/138	G
D700,165	S	*	2/2014	Chung	D14/138	G
D701,192	S	*	3/2014	Park	D14/138	G
D702,203	S	*	4/2014	Son	D14/138	G
D720,321	S	*	12/2014	Fu	D14/138	G
D755,749	S	*	5/2016	Kim	D14/138	G
D761,786	S	*	7/2016	Satzger	D14/341	

(Continued)

(21) Appl. No.: **29/586,199**
(22) Filed: **Dec. 1, 2016**

Primary Examiner — Barbara Fox
Assistant Examiner — Dana K Weiland
(74) *Attorney, Agent, or Firm* — NSIP Law

(30) **Foreign Application Priority Data**

Jun. 3, 2016 (KR) 30-2016-0027198

(51) **LOC (12) Cl.** **14-02**

(52) **U.S. Cl.**
USPC **D14/341**

(58) **Field of Classification Search**
USPC D14/341-347, 137, 138 R, 138 AA,
D14/138 AB, 138 C, 138 G, 203.1, 203.3,
D14/203.4, 203.7, 129, 130, 147, 218,
D14/247, 248, 332, 388, 389, 315-318,
D14/420, 426, 429, 489, 492, 496;
D6/308, 310
CPC G06F 1/1613; G06F 1/1647; G06F 1/1641;
G06F 3/04883; G06F 3/0486; G06F
3/04847; G06F 3/04845; G06F 3/04817;
G06F 3/0484; H04M 1/0279; H04M
1/0281; H04M 1/0283
See application file for complete search history.


(57) **CLAIM**

We claim the ornamental design for an electronic device, as shown and described.

DESCRIPTION

FIG. 1 is a front perspective view of an electronic device showing our new design;
FIG. 2 is a front view thereof;
FIG. 3 is a rear view thereof;
FIG. 4 is a left-side view thereof;
FIG. 5 is a right-side view thereof;
FIG. 6 is a top view thereof;
FIG. 7 is a bottom view thereof; and,
FIG. 8 is a rear perspective view thereof.
The broken lines in the figures depict portions of the electronic device that form no part of the claimed design.

1 Claim, 6 Drawing Sheets



(56)

References Cited

U.S. PATENT DOCUMENTS

D762,627	S	*	8/2016	Yoon	D14/138	C
D786,815	S	*	5/2017	Park	D14/138	G
D793,985	S	*	8/2017	Lee	D14/138	G
D814,456	S	*	4/2018	Zhang	D14/341	
D815,633	S	*	4/2018	Akana	D14/341	
D815,634	S	*	4/2018	Akana	D14/341	
D817,950	S	*	5/2018	Lee	D14/341	
D819,591	S	*	6/2018	Kwon	D14/138	G
D820,833	S	*	6/2018	Kim	D14/341	
D820,834	S	*	6/2018	Kim	D14/341	
D820,835	S	*	6/2018	Kim	D14/341	
D820,836	S	*	6/2018	Kim	D14/341	
D822,017	S	*	7/2018	Noh	D14/341	
D824,375	S	*	7/2018	Kim	D14/248	
D825,556	S	*	8/2018	Akana	D14/341	
D826,202	S	*	8/2018	Park	D14/138	G
D827,625	S	*	9/2018	Berneth	D14/248	
D827,626	S	*	9/2018	Berneth	D14/248	
D827,637	S	*	9/2018	Kim	D14/341	
D831,602	S	*	10/2018	Ryu	D14/138	G
D831,603	S	*	10/2018	Ryu	D14/138	G
D831,604	S	*	10/2018	Ryu	D14/138	G
D833,409	S	*	11/2018	Park	D14/138	G
D834,552	S	*	11/2018	Ryu	D14/138	G
D837,759	S	*	1/2019	Park	D14/138	G
D841,634	S	*	2/2019	Ryu	D14/248	

* cited by examiner

FIG. 1

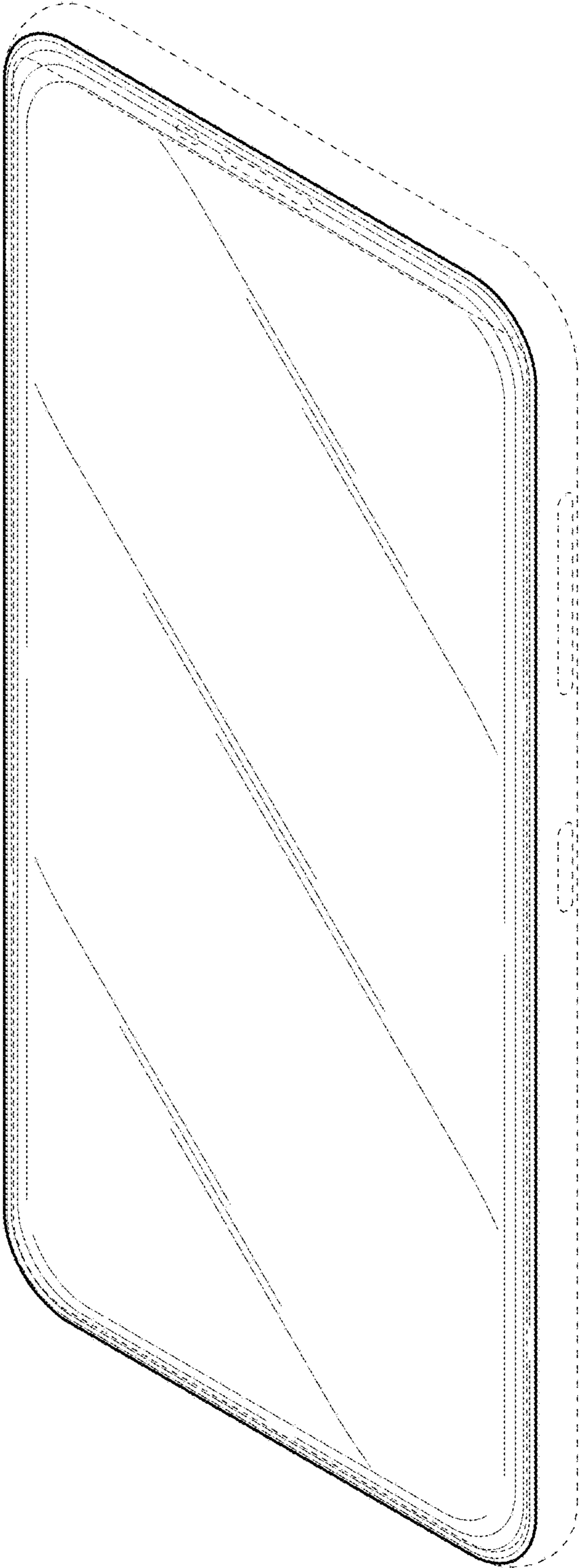


FIG. 2




FIG. 3




FIG. 4



FIG. 5

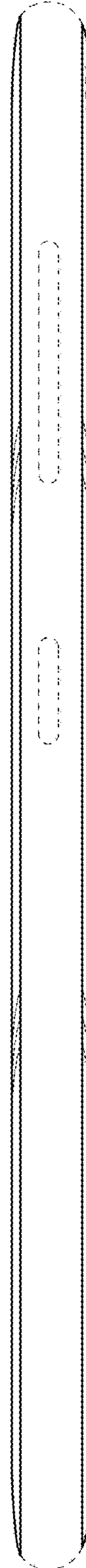


FIG. 6



FIG. 7

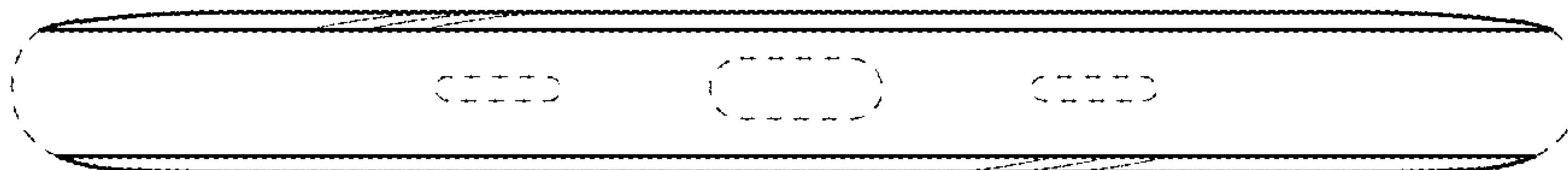


FIG. 8

