

US00D861671S

(12) **United States Design Patent** (10) **Patent No.:** **US D861,671 S**
Collins et al. (45) **Date of Patent:** **** Oct. 1, 2019**

(54) **MODULAR COMPUTING DEVICE**

D455,746 S 4/2002 Ronzani et al.
6,458,447 B1 * 10/2002 Cabell B29C 55/18
162/109

(71) Applicant: **Intel Corporation**, Santa Clara, CA
(US)

6,529,372 B1 3/2003 Ng et al.
6,843,012 B1 1/2005 Dodd
7,191,926 B1 3/2007 Costantino
7,265,970 B2 9/2007 Jordan
D585,439 S * 1/2009 Ching D14/300
D593,102 S * 5/2009 Dearborn D14/313
D596,175 S 7/2009 Viertola et al.
D615,969 S 5/2010 Arbisi et al.

(72) Inventors: **David M. Collins**, Portland, OR (US);
Randall W. Martin, Hillsboro, OR
(US)

(73) Assignee: **Intel Corporation**, Santa Clara, CA
(US)

(Continued)

(**) Term: **15 Years**

OTHER PUBLICATIONS

(21) Appl. No.: **29/655,625**

“U.S. Appl. No. 29/589,160, Notice of Allowance dated Mar. 28, 2018”, 7 pgs.

(22) Filed: **Jul. 5, 2018**

(Continued)

Related U.S. Application Data

(62) Division of application No. 29/589,160, filed on Dec. 28, 2016, now Pat. No. Des. 824,897.

Primary Examiner — Sandra S Snapp

Assistant Examiner — Katherine Glennon

(74) *Attorney, Agent, or Firm* — Schwegman Lundberg & Woessner, P.A.

(51) **LOC (12) Cl.** **14-02**

(52) **U.S. Cl.**
USPC **D14/300**; D14/348; D14/353

(58) **Field of Classification Search**
USPC D14/300, 301, 308, 314–315, 344,
D14/348–349, 356–358; D3/208, 216
CPC A45C 11/00; A45C 2011/003; A45F 3/04;
A45F 2200/05; A45F 2200/0525; A45F
2200/0533; G06F 1/1628; G06F 1/163;
G06F 13/00; G06F 16/00; G06F 16/10;
G06F 1/16; H01H 2231/002
See application file for complete search history.

(57) **CLAIM**

The ornamental design for a modular computing device, as shown and described.

DESCRIPTION

FIG. 1 is a front-left-perspective view of our modular computing device;
FIG. 2 is a front view thereof;
FIG. 3 is a back view thereof;
FIG. 4 is a right-side view thereof;
FIG. 5 is a left-side view thereof;
FIG. 6 is a top view thereof; and,
FIG. 7 is a bottom view thereof.


The broken lines are directed to environment and are for illustrative purposes only; the broken lines form no part of the claimed design.

(56) **References Cited**

U.S. PATENT DOCUMENTS

4,462,525 A 7/1984 Pingleton
D299,651 S * 1/1989 Preussner D13/184
D311,389 S * 10/1990 Festa D13/184
5,667,114 A 9/1997 Bourque
6,249,427 B1 6/2001 Carroll

1 Claim, 4 Drawing Sheets



(56)

References Cited

U.S. PATENT DOCUMENTS

D635,762 S 4/2011 Fahim
 D647,903 S 11/2011 McClelland et al.
 D650,815 S 12/2011 Pellervo Viertola et al.
 8,109,421 B2 2/2012 McLean et al.
 D683,728 S * 6/2013 Xia D14/315
 D707,197 S * 6/2014 Jaenecke D14/157
 8,789,731 B2 7/2014 Hart
 8,807,406 B1 8/2014 Thach
 D719,984 S * 12/2014 Viertola D15/28
 D737,817 S * 9/2015 Starck D14/365
 9,301,024 B2 * 3/2016 Cook H04Q 1/02
 9,545,146 B1 1/2017 King
 9,753,494 B2 9/2017 Laine et al.
 D807,872 S * 1/2018 Nomoto D14/314
 D808,381 S * 1/2018 Van Dijke D14/313
 D824,381 S * 7/2018 Collins D14/315
 D824,897 S * 8/2018 Collins D14/315
 2006/0113203 A1 6/2006 Daley
 2009/0284908 A1 11/2009 Daley, III
 2010/0108726 A1 5/2010 Hilgenberg
 2015/0098181 A1 4/2015 Hsieh et al.

2017/0068274 A1 3/2017 Van Hees
 2017/0177024 A1 6/2017 Yang et al.
 2018/0098616 A1 4/2018 Iannotta
 2018/0120897 A1 5/2018 Smit
 2018/0184788 A1 7/2018 Binding
 2019/0014886 A1 1/2019 Tai et al.

OTHER PUBLICATIONS

“U.S. Appl. No. 29/589,160, Response filed Feb. 7, 2018 to Restriction Requirement dated Nov. 7, 2017”, 3 pgs.
 “U.S. Appl. No. 29/589,160, Restriction Requirement dated Nov. 7, 2017”, 6 pgs.
 “U.S. Appl. No. 29/589,161, Restriction Requirement dated Sep. 14, 2018”, 6 pgs.
 “U.S. Appl. No. 29/589,161, Response filed Nov. 13, 2018 to Restriction Requirement dated Sep. 14, 2018”, 6 pgs.
 “U.S. Appl. No. 29/589,161, Non Final Office Action dated Apr. 23, 2019”, 10 pgs.
 “Five VR Backpack PCs at a Glance”, [Online] Retrieved from the internet: <https://www.roadtovr.com/vr-backpack-pc-at-a-glance/>, (Jan. 2018), 5 pgs.

* cited by examiner




FIG. 1




FIG. 2

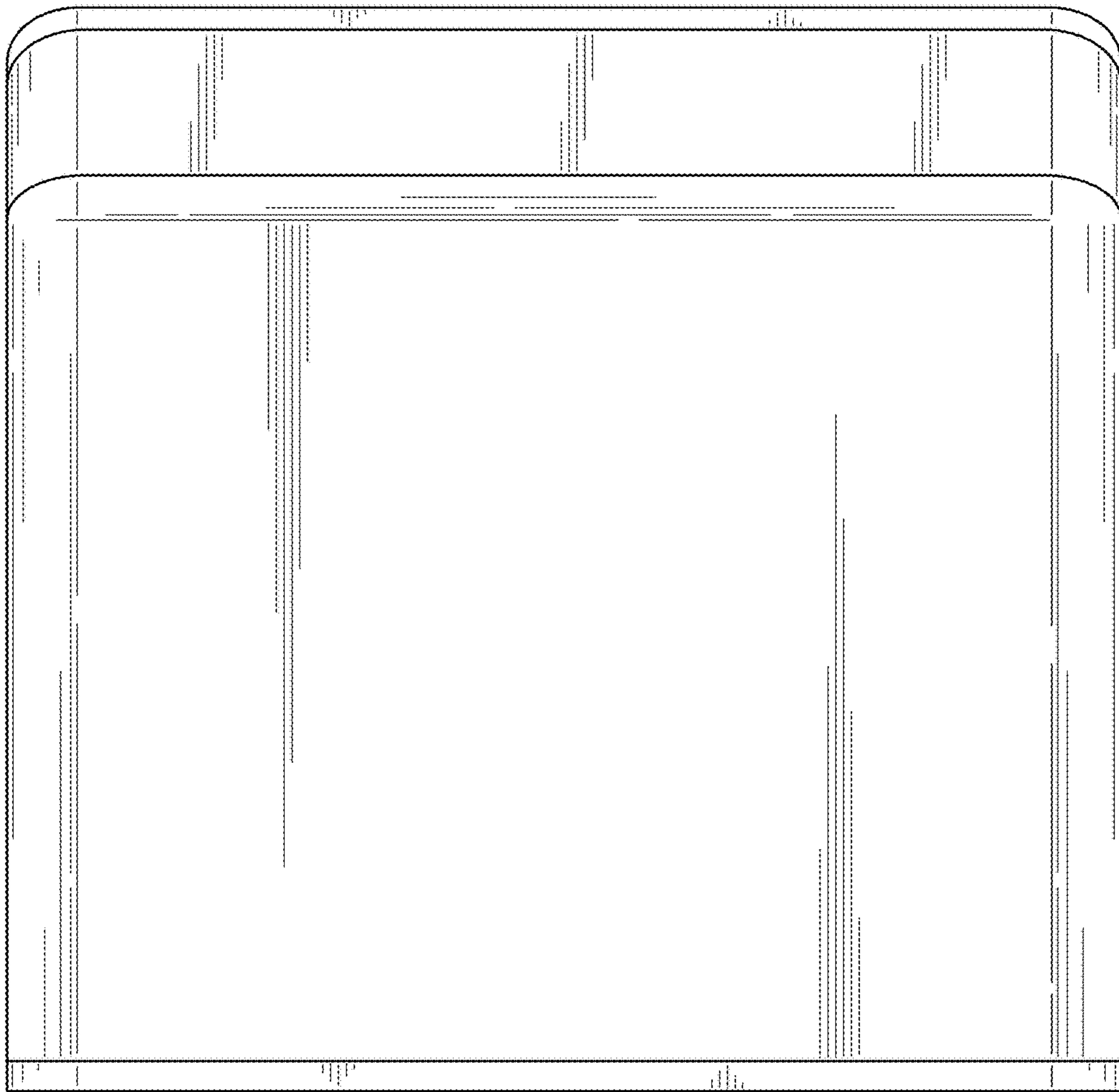


FIG. 3




FIG. 4




FIG. 5

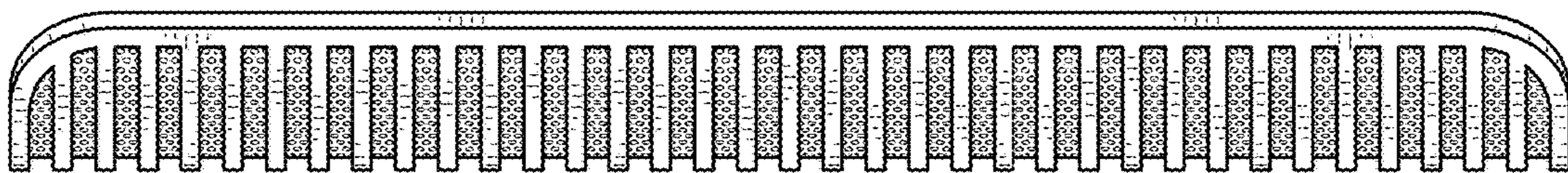


FIG. 6

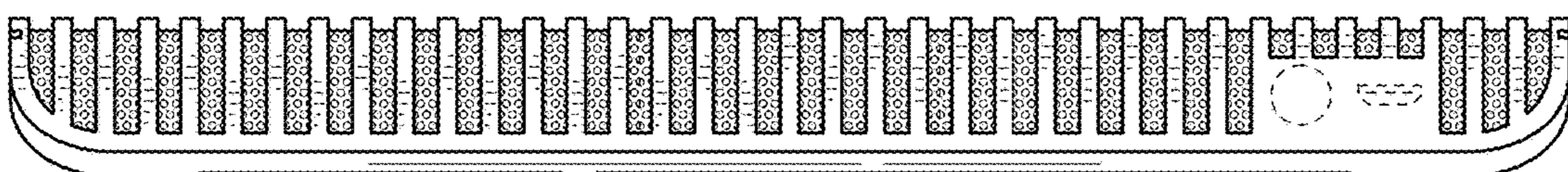


FIG. 7