

US00D861664S

(12) **United States Design Patent** (10) **Patent No.:** **US D861,664 S**  
**Chen** (45) **Date of Patent:** **\*\* Oct. 1, 2019**

(54) **MOBILE PHONE CASE**

(71) Applicant: **Fei Chen**, Henan (CN)

(72) Inventor: **Fei Chen**, Henan (CN)

(73) Assignee: **Shenzhen Ya Sheng Wei Ge Science and Technology Co., Ltd.**, Shenzhen, Guangdong (CN)

(\*\*) Term: **15 Years**

(21) Appl. No.: **29/636,186**

(22) Filed: **Feb. 7, 2018**

(51) **LOC (12) Cl.** ..... **14-03**

(52) **U.S. Cl.**  
USPC ..... **D14/250**

(58) **Field of Classification Search**  
USPC ..... D3/201, 218, 226, 227, 247, 249, 250, D3/269, 303; D13/103, 107, 108, 119; D14/137, 138 R, 138 AA, 138 C, 138 G, D14/172, 192, 203.3–203.7, 217, 238.1, D14/247, 248, 250–253, 440, 447  
CPC ..... H04B 1/3888; H04M 1/0283; H04M 1/0202; A45C 1/06; A45C 2011/002; A45C 11/00; A45F 2005/028; A45F 2200/0525

See application file for complete search history.

(56) **References Cited**

**U.S. PATENT DOCUMENTS**

D714,278 S \* 9/2014 Case ..... D14/250  
D719,951 S \* 12/2014 Fenton ..... D14/253  
D724,065 S \* 3/2015 Fathollahi ..... D14/250

D724,069 S \* 3/2015 Kyum ..... D14/250  
D733,696 S \* 7/2015 Burgett ..... D14/250  
D745,866 S \* 12/2015 Adelman ..... D14/250  
D763,243 S \* 8/2016 Adelman ..... D14/250  
D765,646 S \* 9/2016 Deng ..... D12/415  
D772,856 S \* 11/2016 Taylor ..... D14/250  
D773,447 S \* 12/2016 Taylor ..... D14/250  
D780,166 S \* 2/2017 Lin ..... D14/250  
D780,739 S \* 3/2017 Kalbach ..... D14/250  
D782,460 S \* 3/2017 Bertrand ..... D14/250  
D787,497 S \* 5/2017 Friedland ..... D14/250  
D794,626 S \* 8/2017 Armstrong ..... D14/250  
D802,576 S \* 11/2017 Ahn ..... D14/250

\* cited by examiner

*Primary Examiner* — Susan E Krakower  
*Assistant Examiner* — L. A. Grabenstetter

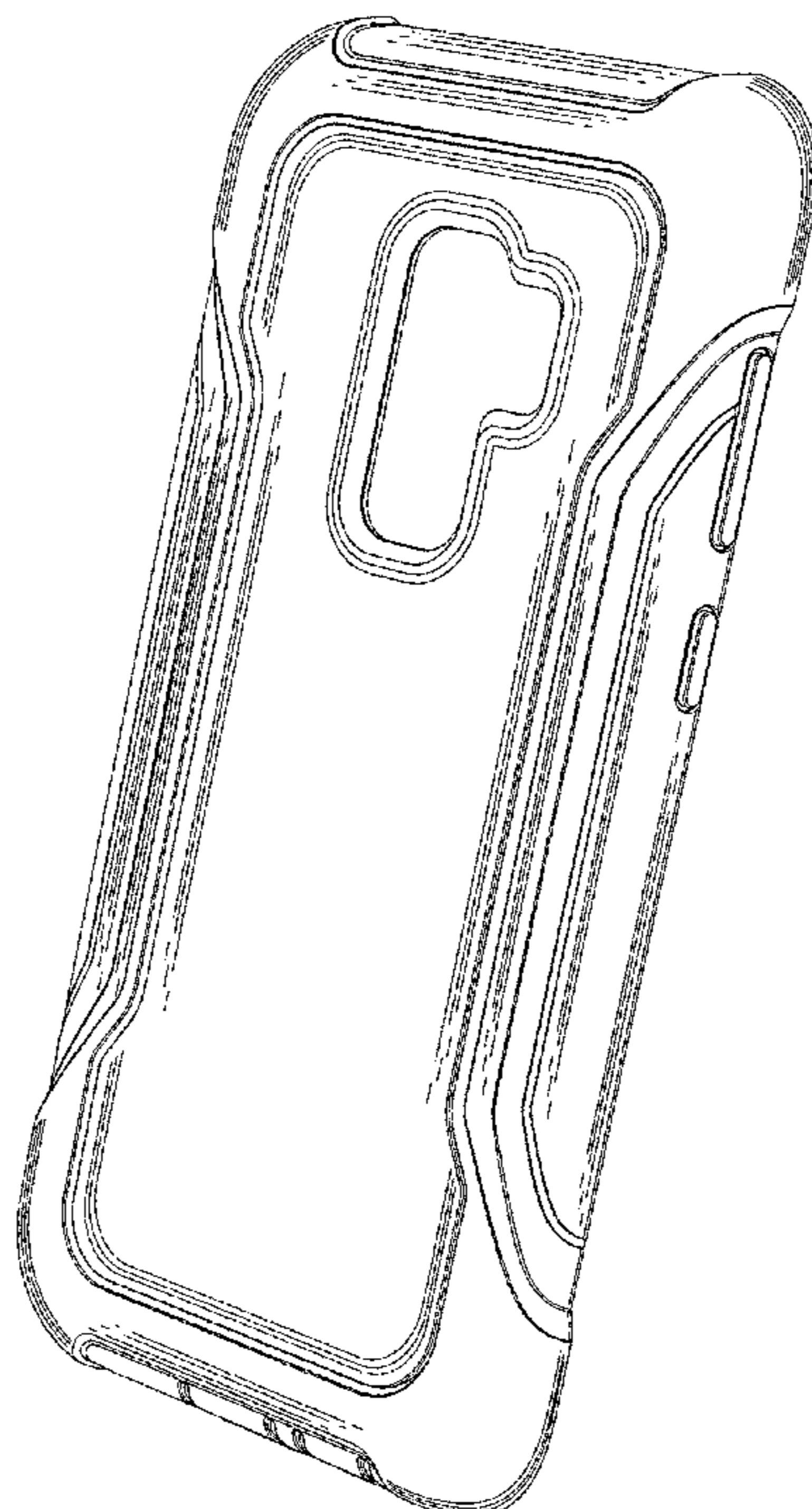
(57) **CLAIM**

I claim the ornamental design for a mobile phone case, as shown and described.

**DESCRIPTION**

FIG. 1 is a perspective view of a mobile phone case showing my new design;  
FIG. 2 is a front elevational view thereof;  
FIG. 3 is a rear elevational view thereof;  
FIG. 4 is a left side elevational view thereof;  
FIG. 5 is a right side elevational view thereof;  
FIG. 6 is a top plan view thereof; and,  
FIG. 7 is a bottom plan view thereof.  
The broken lines depict portions of the mobile phone case that form no part of the claimed design.

**1 Claim, 7 Drawing Sheets**



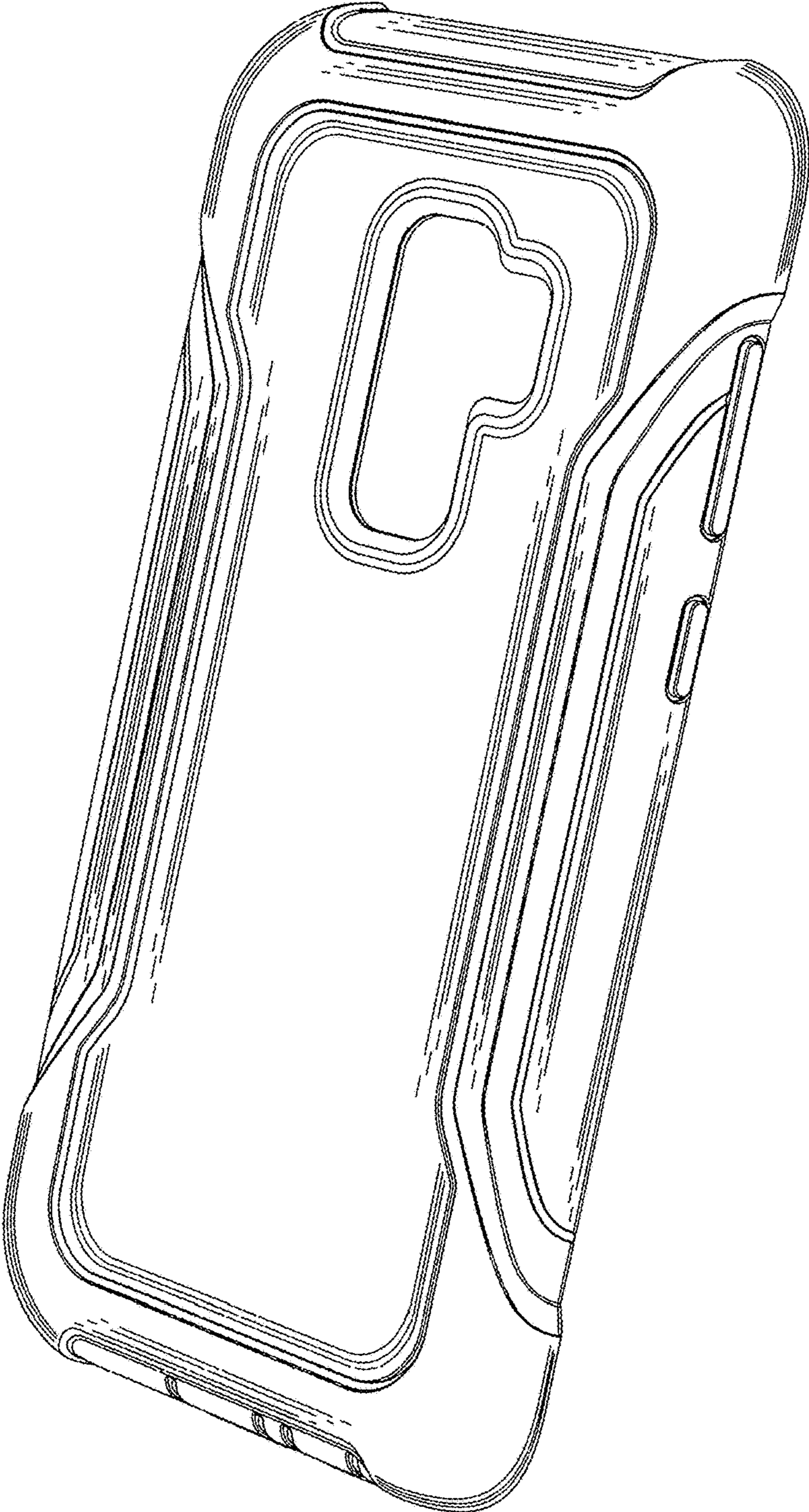


FIG. 1



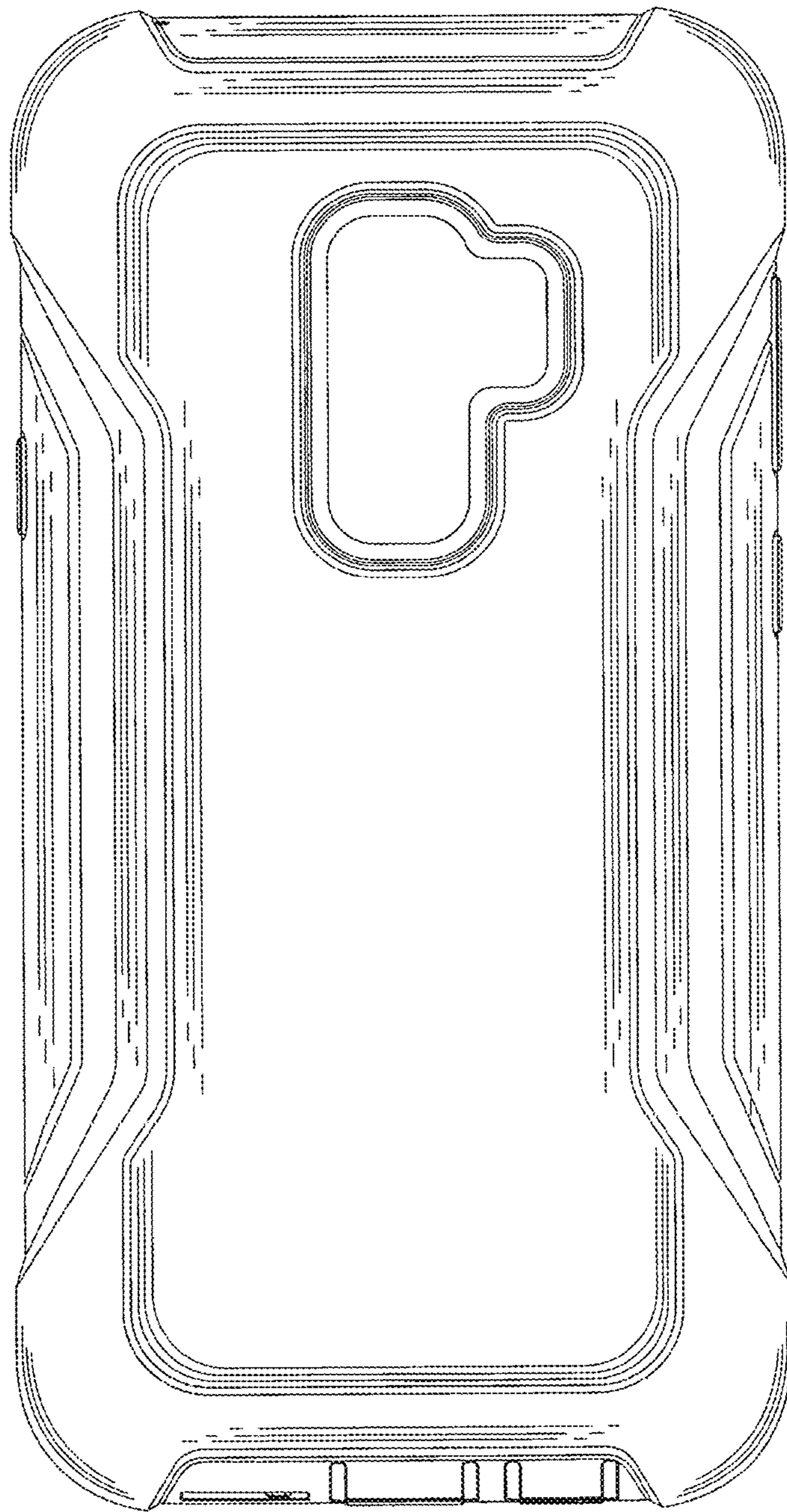


FIG. 2

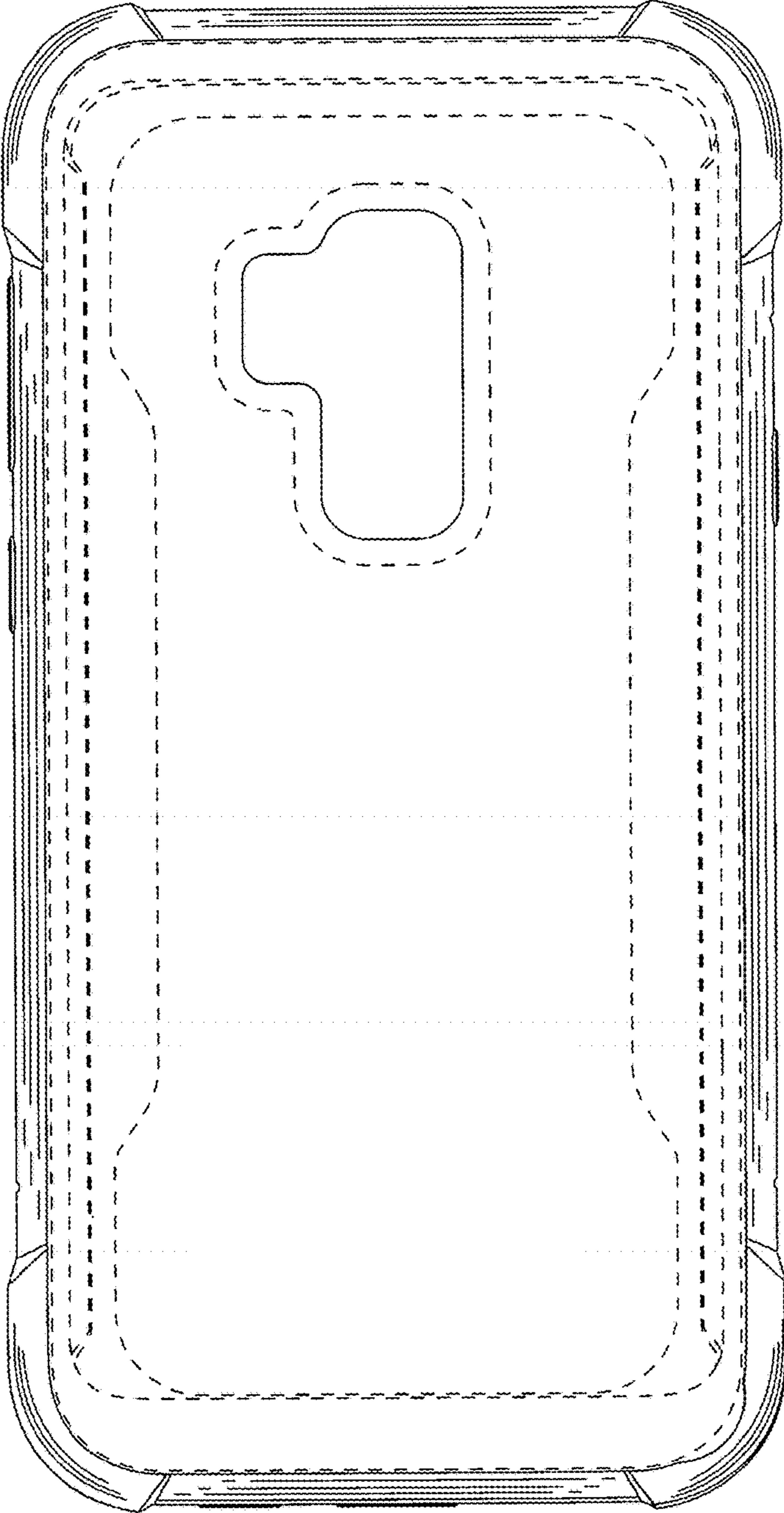


FIG. 3




FIG. 4




FIG. 5




FIG. 6

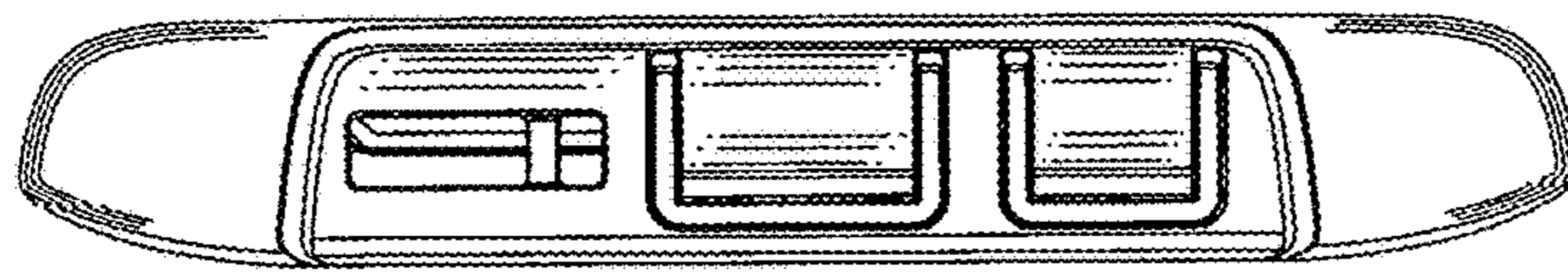


FIG. 7