



US00D861663S

(12) **United States Design Patent** (10) **Patent No.:** **US D861,663 S**
Ahn (45) **Date of Patent:** **** Oct. 1, 2019**

(54) **CASE FOR ELECTRONIC DEVICES**

(71) Applicant: **SPIGEN KOREA CO., LTD.**, Seoul (KR)

(72) Inventor: **Deok Hyun Ahn**, Seoul (KR)

(73) Assignee: **SPIGEN KOREA CO., LTD.**, Seoul (KR)

(**) Term: **15 Years**

(21) Appl. No.: **29/635,206**

(22) Filed: **Jan. 29, 2018**

(51) **LOC (12) Cl.** **14-03**

(52) **U.S. Cl.**
USPC **D14/250**

(58) **Field of Classification Search**
USPC D3/201, 226, 227, 247, 249, 250, 269,
D3/303; D13/103, 107, 108, 119;
D14/137, 138 R, 138 AA, 138 C, 138 G,
D14/203.3–203.7, 217, 238.1, 247, 248,
D14/250–253, 440
CPC H04B 1/3888; H04M 1/0283;
H04M 1/0202; A45C 1/06; A45C
2011/002; A45C 11/00; A45F 2005/028;
A45F 2200/0525

See application file for complete search history.

(56) **References Cited**

U.S. PATENT DOCUMENTS

D368,655 S	*	4/1996	Chahed	D9/429
D577,904 S		10/2008	Sasaki		
D624,908 S	*	10/2010	Huskinson	D14/250
D626,120 S	*	10/2010	Richardson	D14/250
D626,121 S	*	10/2010	Richardson	D14/250
D633,089 S		2/2011	Hsu		
D647,084 S	*	10/2011	Fathollahi	D14/250
D670,279 S		11/2012	Veltz		
D675,604 S		2/2013	Limber		
D676,432 S	*	2/2013	Hasbrook	D14/250
D683,338 S		5/2013	Wilson et al.		

D684,150 S		6/2013	Goradesky et al.		
D685,361 S		7/2013	Goradesky et al.		
D692,419 S	*	10/2013	Rayner	D14/250
D697,060 S		1/2014	Yang		
D697,905 S	*	1/2014	Chang	D14/250
D698,774 S	*	2/2014	Wardy	D14/250
D706,754 S		6/2014	Goradesky		
D709,057 S		7/2014	Wilson et al.		

(Continued)

OTHER PUBLICATIONS

“Spigen Rugged Armor iPhone 6S Case with Resilient Shock Absorption and Carbon Fiber Design for iPhone 6S/iPhone 6—Black”, <https://www.amazon.com/dp/B010MVJM5K>, Earliest review date of Sep. 3, 2015, Downloaded on Jul. 17, 2018.

(Continued)

Primary Examiner — Susan E Krakower
Assistant Examiner — L. A. Grabenstetter
(74) *Attorney, Agent, or Firm* — Heedong Chae; Lucem, PC

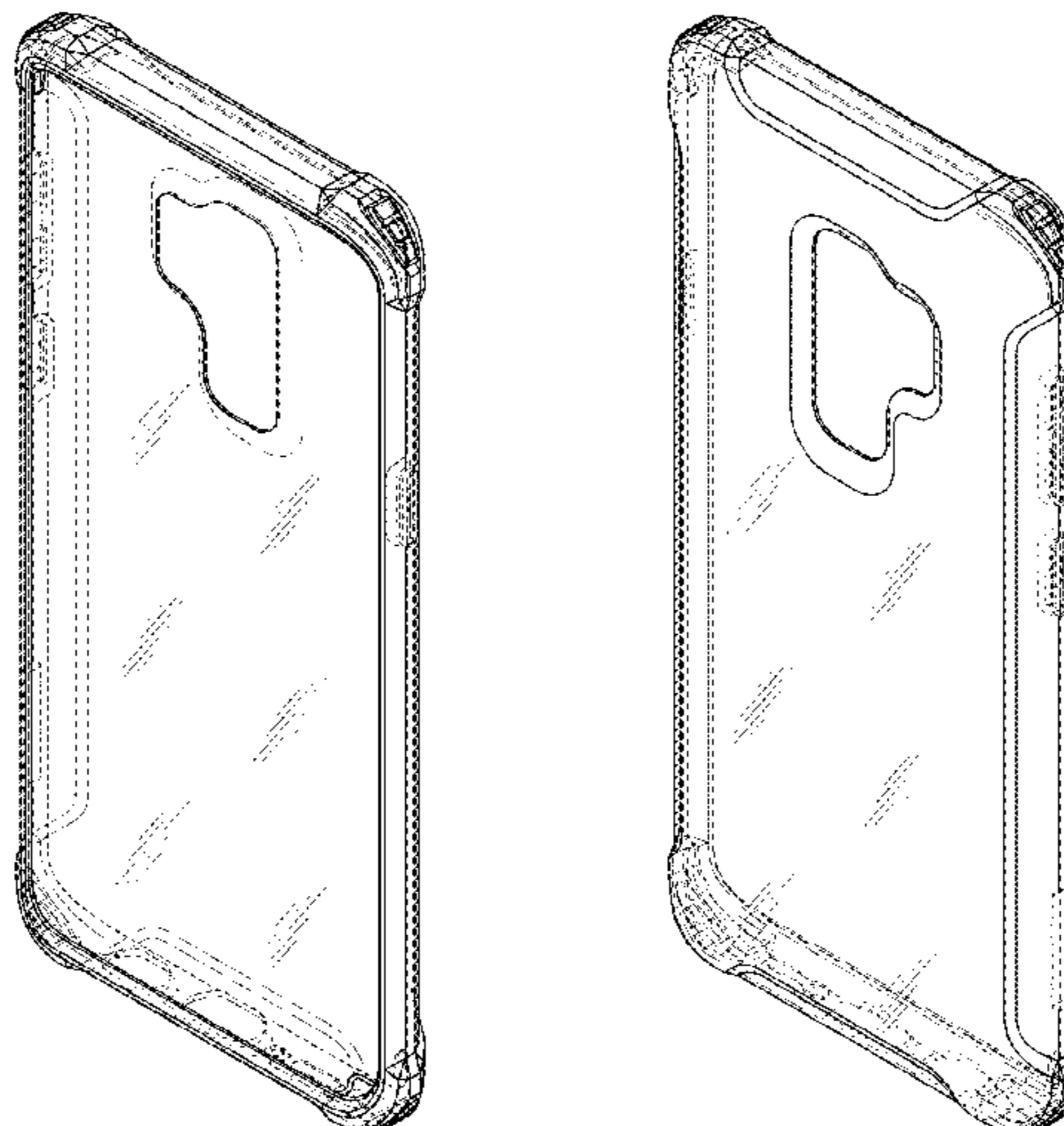
(57) **CLAIM**

The ornamental design for a case for electronic devices, as shown and described.

DESCRIPTION

FIG. 1 is a front perspective view of a case for electronic devices showing my new design;
FIG. 2 is a rear perspective view thereof;
FIG. 3 is a front elevational view thereof;
FIG. 4 is a rear elevational view thereof;
FIG. 5 is a left side elevational view thereof;
FIG. 6 is a right side elevational view thereof;
FIG. 7 is an enlarged top plan view thereof; and,
FIG. 8 is an enlarged bottom plan view thereof.
The broken lines, and unshaded regions bounded by broken lines, depict portions of the case for electronic devices that form no part of the claimed design.

1 Claim, 8 Drawing Sheets



(56)

References Cited

OTHER PUBLICATIONS

U.S. PATENT DOCUMENTS

D709,871 S * 7/2014 Lee D14/250
 D716,294 S 10/2014 Park
 D727,883 S * 4/2015 Brand D14/250
 D728,549 S 5/2015 Su
 D733,154 S 6/2015 Armstrong
 D745,524 S 12/2015 Hung
 D746,801 S 1/2016 Pan
 D750,610 S 3/2016 Chen
 D755,772 S 5/2016 Sasaki et al.
 D762,631 S 8/2016 Kim
 D762,633 S 8/2016 Fife
 D763,854 S 8/2016 Domke
 D767,551 S 9/2016 Sasaki et al.
 D767,552 S 9/2016 Sasaki et al.
 D769,855 S 10/2016 Deng
 D770,435 S * 11/2016 Daniel D14/250
 D772,211 S 11/2016 Poon et al.
 D775,100 S 12/2016 Teruyama
 D775,617 S 1/2017 Samson
 D776,104 S 1/2017 Tien
 D776,105 S 1/2017 Han
 D777,155 S * 1/2017 Kim D14/250
 D777,727 S 1/2017 Maicon
 D780,167 S 2/2017 Tien
 D780,741 S 3/2017 Yin
 D782,298 S * 3/2017 de Baschmakoff D9/432
 D783,588 S 4/2017 Chang
 D785,612 S 5/2017 Kim
 D786,226 S 5/2017 Kim
 D786,853 S * 5/2017 Friedland D14/250
 D786,854 S * 5/2017 Kim D14/250
 D787,492 S * 5/2017 Kim D14/250
 D788,757 S * 6/2017 Kim D14/250
 D789,344 S * 6/2017 Kim D14/250
 D794,624 S * 8/2017 Fernandes D14/250
 D794,625 S 8/2017 Armstrong et al.
 D794,626 S 8/2017 Armstrong et al.
 D797,093 S * 9/2017 To D14/250
 D802,576 S 11/2017 Ahn
 D802,577 S 11/2017 Ahn
 D803,206 S * 11/2017 Kim D14/250
 D806,063 S * 12/2017 Kim D14/250
 D806,082 S 12/2017 Armstrong et al.
 D808,374 S 1/2018 Lee et al.
 D808,378 S 1/2018 Witter et al.
 D809,498 S 2/2018 Ahn
 D811,379 S 2/2018 Armstrong et al.
 2012/0325720 A1 12/2012 Tages
 2013/0271897 A1 10/2013 Limber
 2015/0068934 A1 3/2015 Armstrong
 2016/0021996 A1 1/2016 Tien
 2016/0219999 A1 8/2016 Chang
 2016/0374443 A1* 12/2016 Kim A45C 11/182
 206/38

“Spigen Rugged Armor iPhone 6S Plus Case with Resilient Shock Absorption and Carbon Fiber Design for iPhone 6S Plus 2015—Black”, <https://www.amazon.com/dp/B010MVR76Q>, Earliest review date of Sep. 7, 2015, Downloaded on Jul. 17, 2018.
 “Spigen Crystal Shell Galaxy S7 Edge Case with Clear Back Panel and Reinforced Corners on TPU Bumper for Samsung Galaxy S7 Edge 2016—Clear Crystal”, <https://www.amazon.com/Spigen-Crystal-Reinforced-Corners-Samsung/dp/B01AUORGHU>, Earliest review date of Mar. 5, 2016, Downloaded on Jan. 25, 2019.
 “Spigen Crystal Shell Galaxy S7 Case with Clear Back Panel and Reinforced Corners on TPU Bumper for Samsung Galaxy S7 2016—Rose Crystal”, <https://www.amazon.com/Spigen-Crystal-Reinforced-Corners-Samsung/dp/B01AUOREOK>, Earliest review date of Mar. 9, 2016, Downloaded on Jan. 25, 2019.
 “Spigen Crystal Shell iPhone SE Case with Clear Back Panel and Reinforced Corners on TPU Bumper for iPhone SE 2016—Rose Crystal”, <https://www.amazon.com/Spigen-Crystal-iPhone-Reinforced-Corners/dp/B01BEJY0M>, Earliest review date of Apr. 7, 2016, Downloaded on Jan. 25, 2019.
 “Spigen Crystal Shell LG G5 Case with Clear Back Panel and Reinforced Corners on TPU Bumper for LG G5 2016—Dark Crystal”, <https://www.amazon.com/Spigen-Crystal-Reinforced-Corners-bumper/dp/B01B1HX7VO>, Earliest review late of Apr. 25, 2016, Downloaded on Jan. 25, 2019.
 “Spigen Crystal Shell Galaxy J3 2016 Case with Clear Back Panel and Reinforced Corners on TPU Bumper for Galaxy J3 2016—Clear Crystal”, <https://www.amazon.com/Spigen-Crystal-Reinforced-Corners-Samsung/dp/B01EGIIQAC>, Earliest review date of Jun. 26, 2016, Downloaded on Jan. 25, 2019.
 “Spigen Crystal Shell iPhone 7 Plus Case with Clear Back Panel and Reinforced Corners on TPU Bumper for Apple iPhone 7 Plus (2016)—Clear Crystal”, <https://www.amazon.com/Spigen-Crystal-iPhone-Reinforced-Corners/dp/B01H46OD50>, Earliest review date of Sep. 19, 2016, Downloaded on Jan. 18, 2019.
 “Spigen Crystal Shell iPhone 7 Case with Clear Back Panel and Reinforced Corners on TPU Bumper for Apple iPhone 7 (2016)—Clear”, <https://www.amazon.com/Spigen-Crystal-iPhone-Reinforced-Corners/dp/B01H46N0CW>, Earliest review date of Sep. 22, 2016, Downloaded on Jan. 25, 2019.
 “Spigen Crystal Shell Google Pixel XL Case with Clear Back Panel and Reinforced Corners on TPU Bumper for Google Pixel XL 2016—Clear Crystal”, <https://www.amazon.com/Spigen-Crystal-Google-Reinforced-Corners/dp/B01LZGCH8M>, Earliest review date of Oct. 23, 2016, Downloaded on Jan. 25, 2019.
 “Spigen Crystal Shell Google Pixel Case with Clear Back Panel and Reinforced Corners on TPU Bumper for Google Pixel 2016—Clear Crystal”, <https://www.amazon.com/Spigen-Crystal-Google-Reinforced-Corners/dp/B01LX6CI5U>, Earliest review date of Oct. 25, 2016, Downloaded on Jan. 25, 2019.
 “Spigen Crystal Shell LG V20 Case with Clear back panel and Reinforced Corners on TPU bumper for LG V20—Crystal Clear”, <https://www.amazon.com/Spigen-Crystal-Reinforced-Corners-Bumper/dp/B01IIII05S>, Earliest review date of Nov. 22, 2016, Downloaded on Jan. 25, 2019.

* cited by examiner

FIG. 1

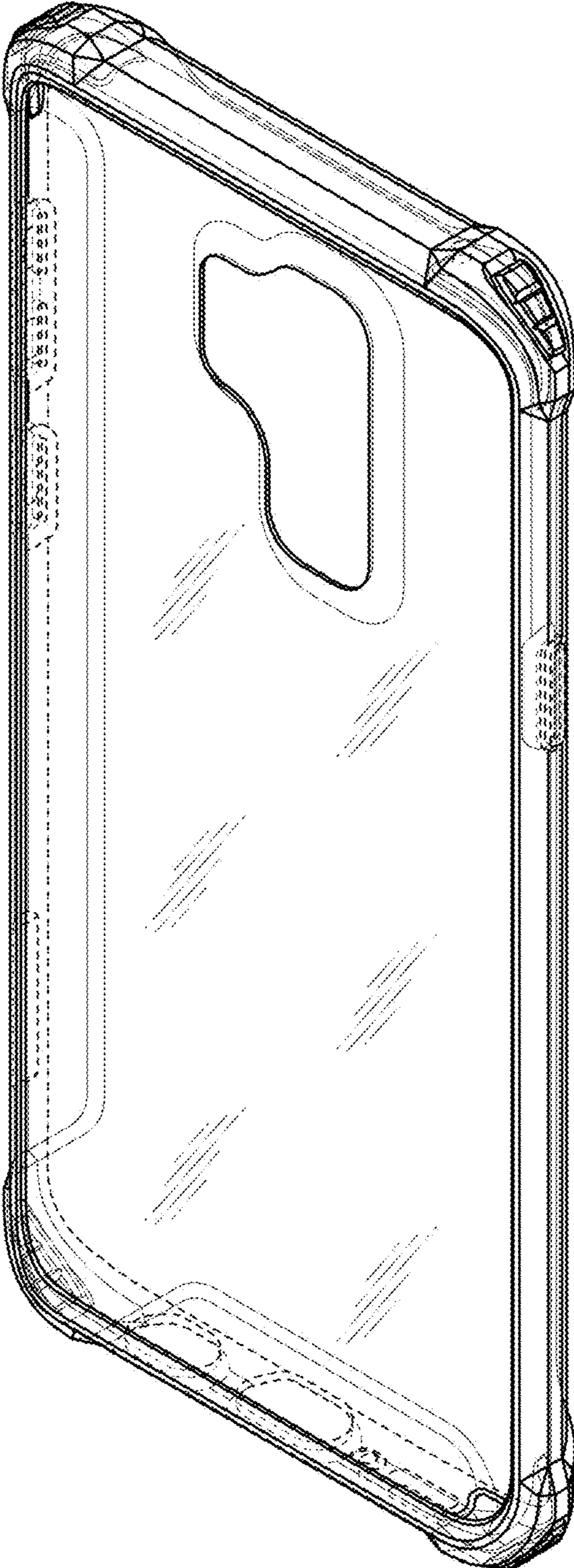


FIG. 2

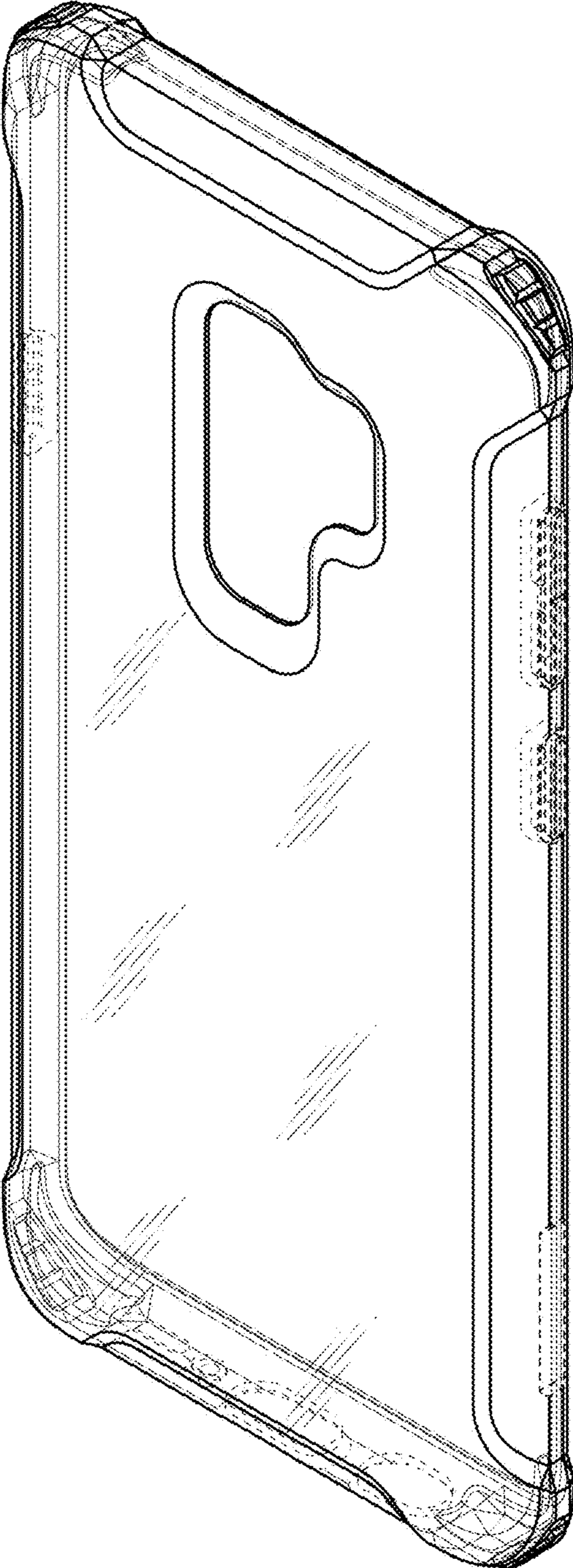


FIG. 3

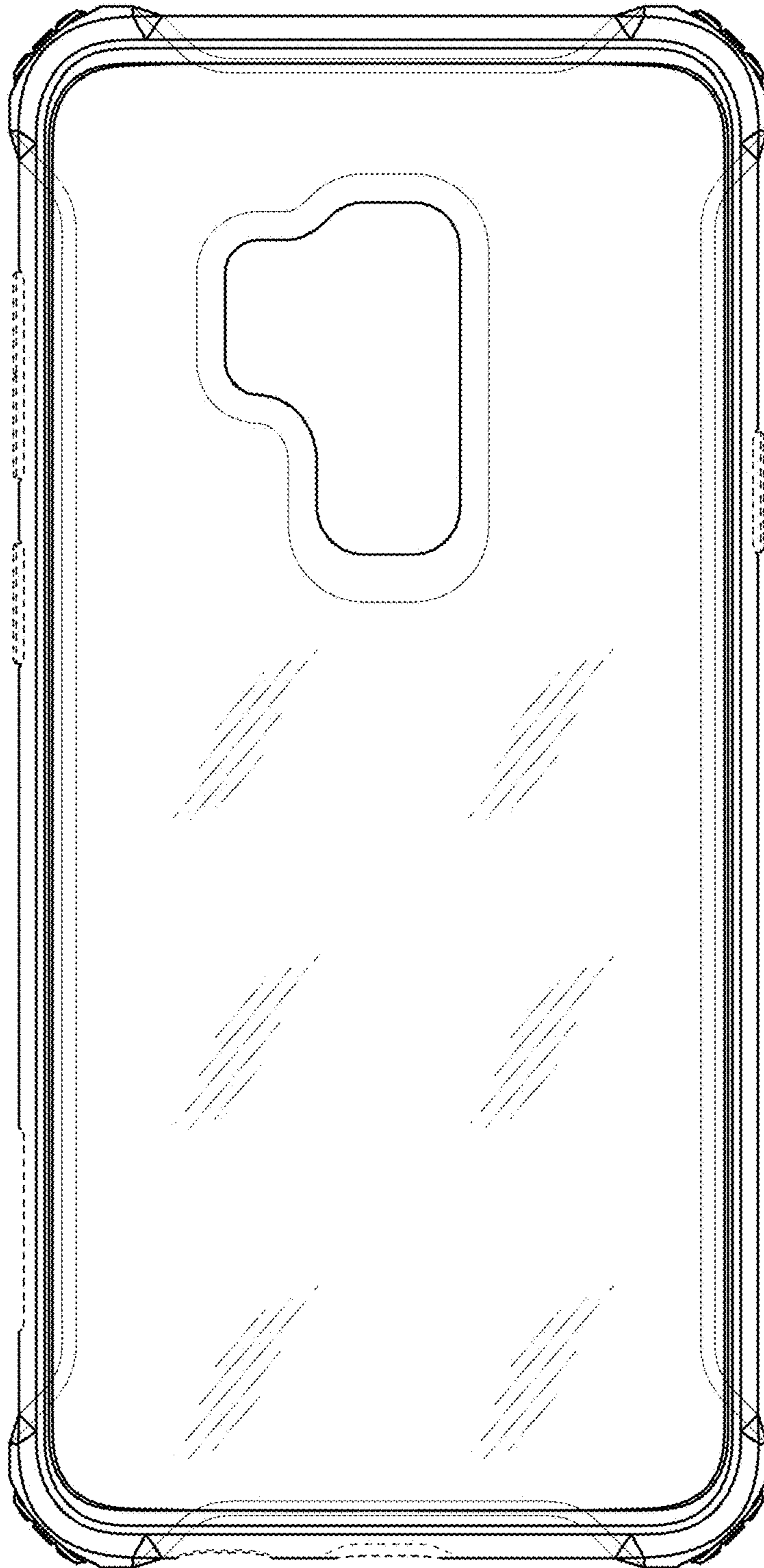


FIG. 4

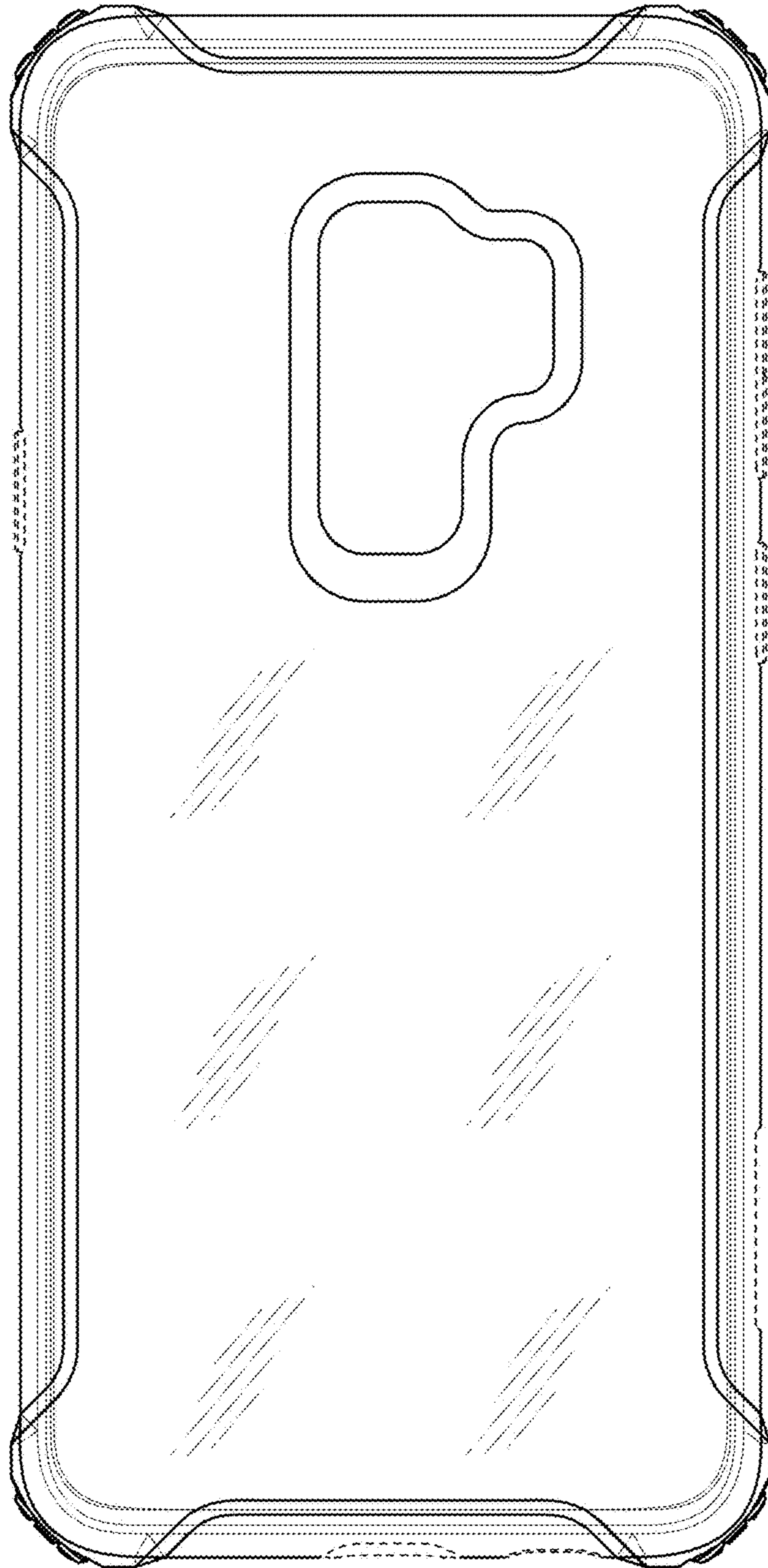


FIG. 5

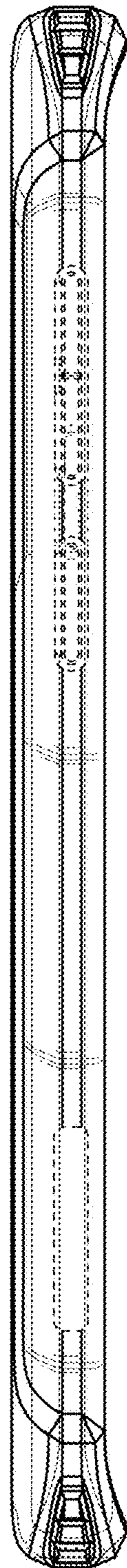


FIG. 6

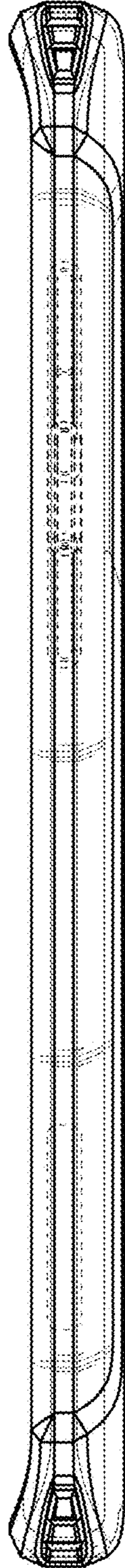


FIG. 7



FIG. 8

