



US00D861634S

(12) **United States Design Patent**
Huang

(10) **Patent No.:** **US D861,634 S**
(45) **Date of Patent:** **** Oct. 1, 2019**

- (54) **BLUETOOTH HEADSET**
- (71) Applicant: **Wen-Tse Huang**, Kaohsiung (TW)
- (72) Inventor: **Wen-Tse Huang**, Kaohsiung (TW)
- (**) Term: **15 Years**
- (21) Appl. No.: **29/629,909**
- (22) Filed: **Dec. 18, 2017**
- (51) **LOC (12) Cl.** **14-01**
- (52) **U.S. Cl.**
USPC **D14/205**; D14/223
- (58) **Field of Classification Search**
USPC D14/203.1, 204–206, 208–210, 212–217,
D14/219, 221–225, 249, 372, 433, 138 R,
D14/182, 188, 191–194, 172, 496;
D29/112; D28/41; D2/875;
D24/173–175, 106; D3/294, 273;
D13/118, 108, 119
CPC H04R 25/02; H04R 25/00; H04R 1/10;
H04R 1/1016; H04R 1/105; H04R
1/1083; H04R 1/02; H04R 1/1041; H04R
1/28; H04R 5/033; H04R 2420/07; H04R
2430/00; H04R 2430/01
See application file for complete search history.

- (56) **References Cited**
U.S. PATENT DOCUMENTS
D185,740 S * 7/1959 Criswell D24/174
D187,988 S * 5/1960 Olson et al. D24/174
D385,036 S * 10/1997 Nielsen D24/174
6,574,343 B1 * 6/2003 Meier H04R 25/65
381/322
D516,216 S * 2/2006 Portmann D24/174
D530,819 S * 10/2006 Jurkiewicz D24/174
D541,420 S * 4/2007 Darbut D24/174
D546,455 S * 7/2007 Darbut D24/174
D629,397 S * 12/2010 Hensen H04R 5/033
D14/223

- 8,011,783 B1 * 9/2011 LeBlang G02C 11/06
351/158
D663,846 S * 7/2012 Ingold D24/174
D667,121 S * 9/2012 Mori D24/174
D670,814 S * 11/2012 Kwon D24/174
D674,094 S * 1/2013 Takano D24/174
D676,558 S * 2/2013 Meinertz D24/174
D685,912 S * 7/2013 Havn D24/174
D692,142 S * 10/2013 Hughes D24/167
D711,851 S * 8/2014 Houghton D14/206
D712,881 S * 9/2014 Shaanan D14/223
D720,460 S * 12/2014 Jensen D24/174
D722,167 S * 2/2015 Li D24/174
D735,339 S * 7/2015 Meinertz D24/174

(Continued)

Primary Examiner — Barbara Fox
Assistant Examiner — Mary Claire Ramirez
(74) *Attorney, Agent, or Firm* — Alan D. Kamrath; Karin L. Williams; Mayer & Williams PC

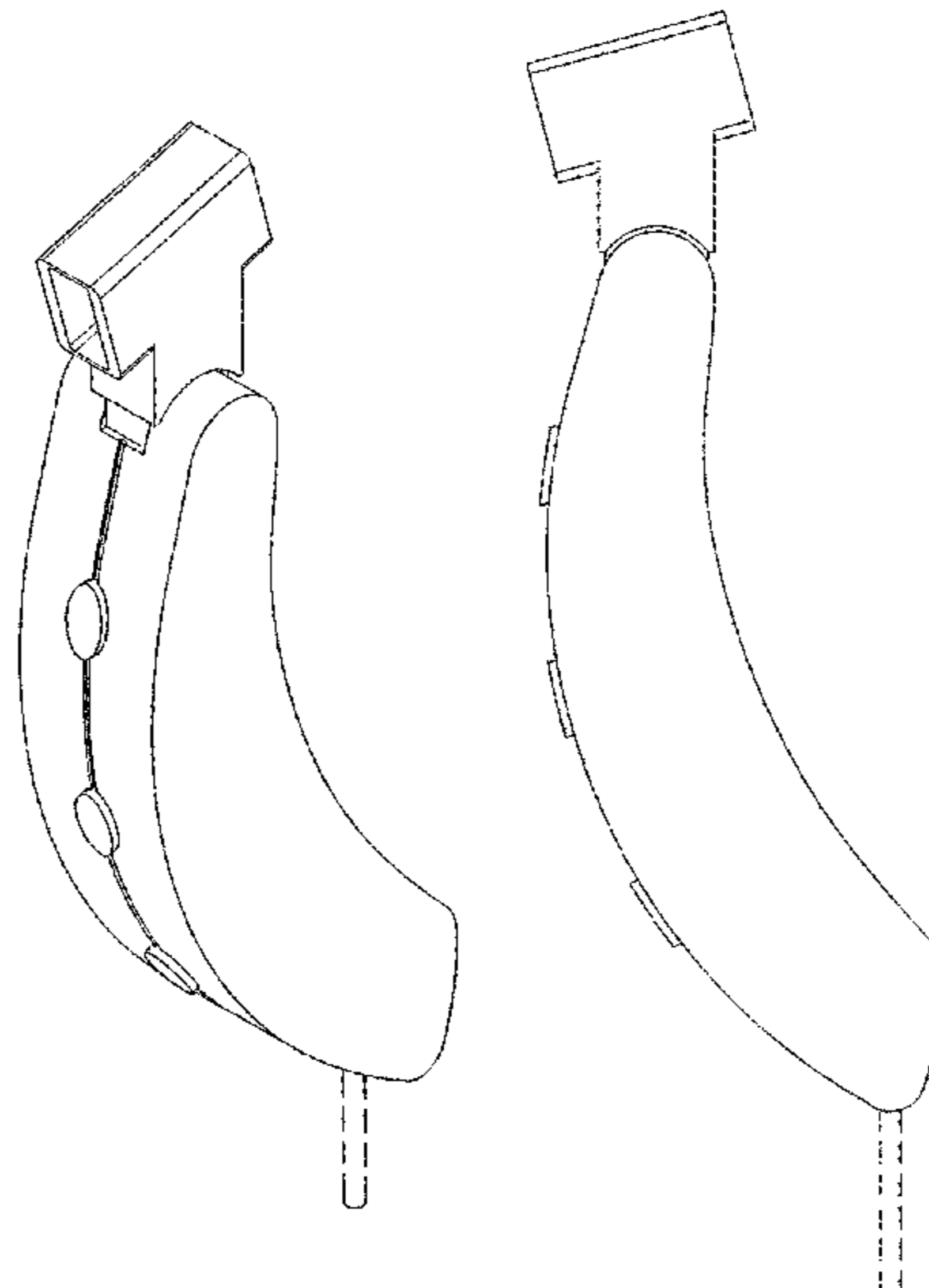
(57) **CLAIM**

The ornamental design for a bluetooth headset, as shown and described.

DESCRIPTION

FIG. 1 is a perspective view of a bluetooth headset showing my new design;
FIG. 2 is a front elevational view thereof;
FIG. 3 is a rear elevational view thereof;
FIG. 4 is a left elevational view thereof;
FIG. 5 is a right elevational view thereof;
FIG. 6 is a top plan view thereof;
FIG. 7 is a bottom plan view thereof; and,
FIG. 8 is a reference view of the bluetooth headset in accordance with my design, shown in its environment thereof.
The broken lines shown in the figures are directed to portions of the bluetooth headset and the environment of the bluetooth headset. The broken lines form no part of the claimed design.

1 Claim, 8 Drawing Sheets



(56)

References Cited

U.S. PATENT DOCUMENTS

D735,340	S *	7/2015	Meinertz	D24/174
D784,290	S *	4/2017	Paterson	D14/205
D806,253	S *	12/2017	Lockenwitz	D24/174
D812,040	S *	3/2018	Yan	D14/206
10,009,679	B1 *	6/2018	Huang	H04R 1/105
2003/0031336	A1 *	2/2003	Harrison	H04R 25/456
				381/330
2004/0264720	A1 *	12/2004	Huang	H04M 1/05
				381/315
2007/0219457	A1 *	9/2007	Lo	A61B 5/0002
				600/519
2008/0205683	A1 *	8/2008	Weyer	H04R 1/1066
				381/381
2011/0091059	A1 *	4/2011	Sacha	H04R 25/50
				381/321
2011/0200218	A1 *	8/2011	Borregaard	H01M 2/1044
				381/323
2011/0268304	A1 *	11/2011	Ang	H04R 25/02
				381/330
2013/0322646	A1 *	12/2013	Davie	H04R 1/1041
				381/74
2018/0014105	A1 *	1/2018	Abreu	G02C 3/003
2018/0343525	A1 *	11/2018	Karlsen	H04R 25/65
2019/0028816	A1 *	1/2019	Russell	H04R 25/02

* cited by examiner

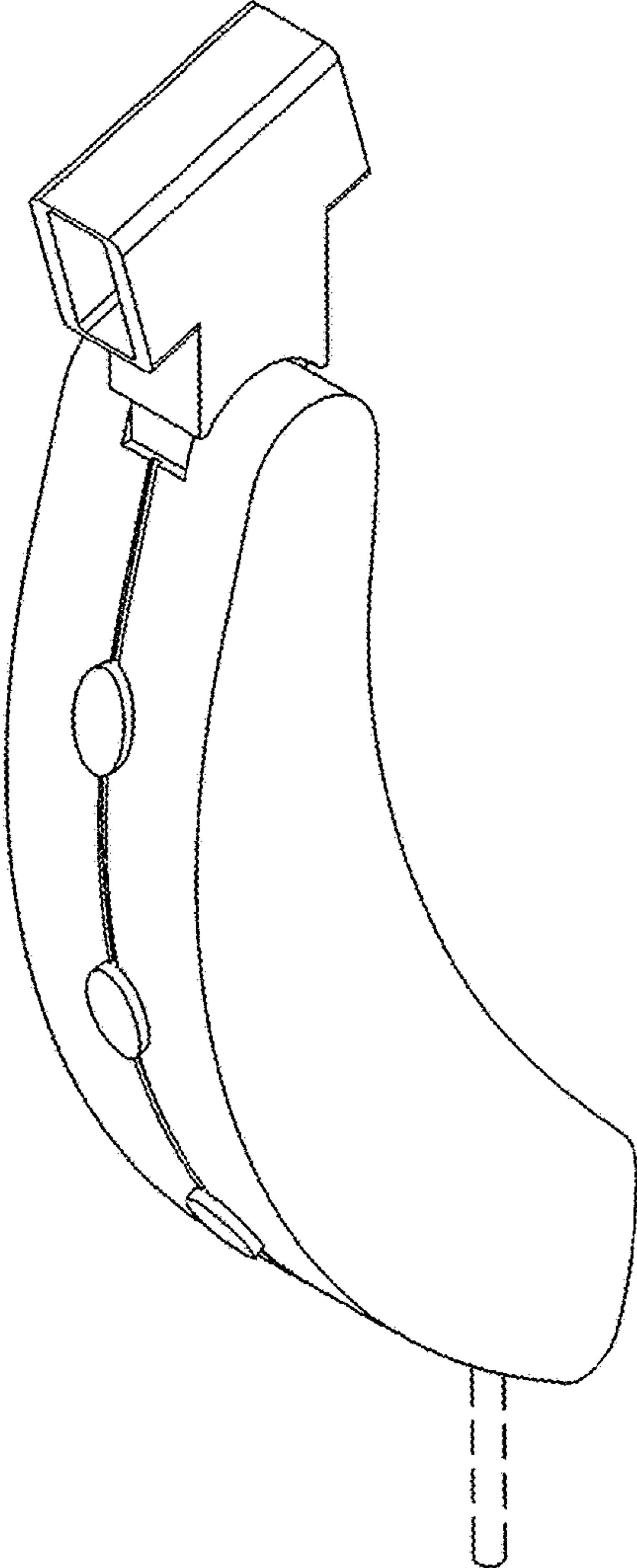


FIG.1

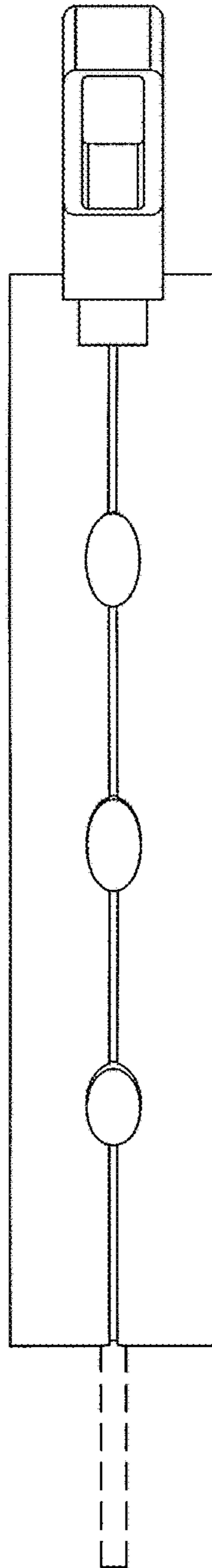


FIG.2

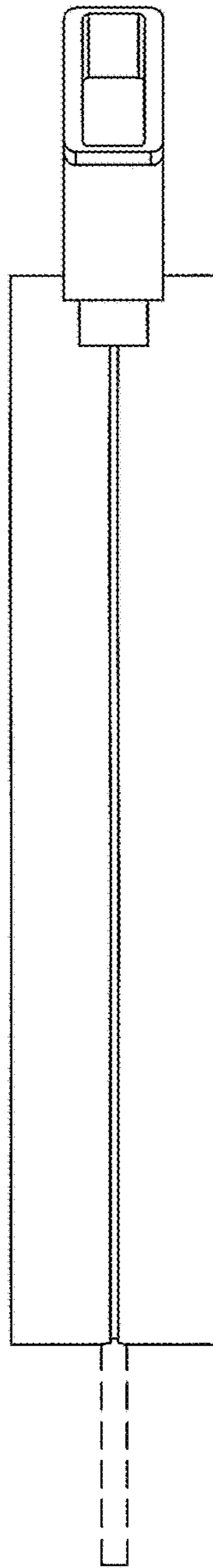


FIG.3

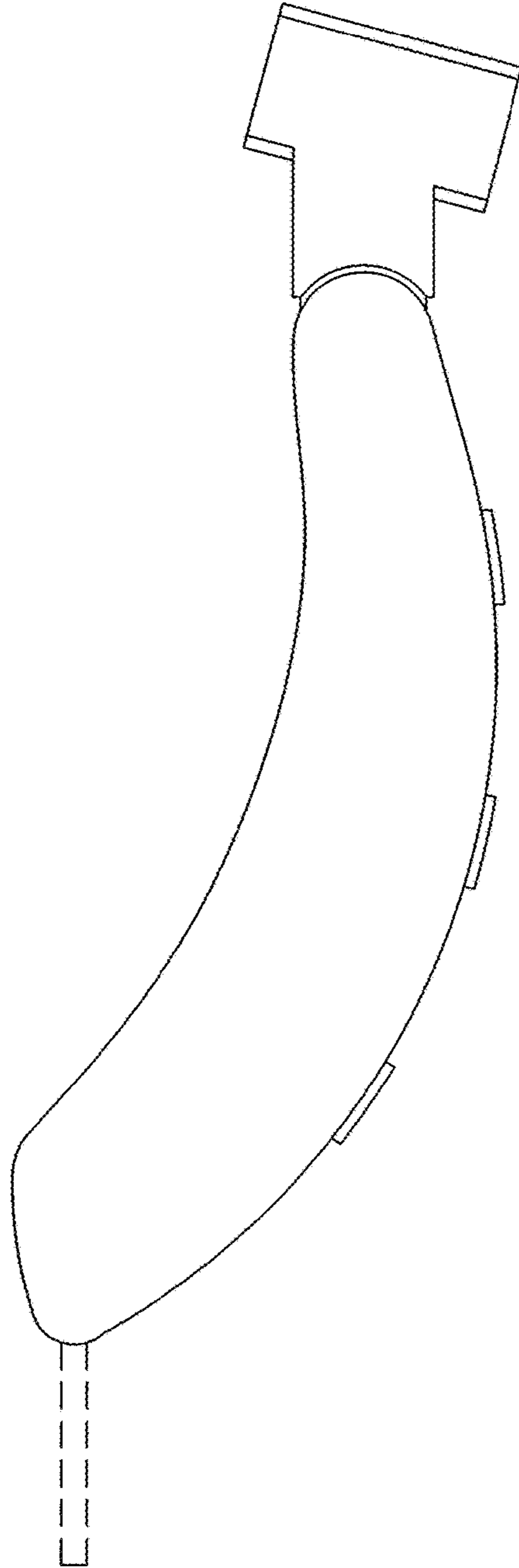


FIG.4

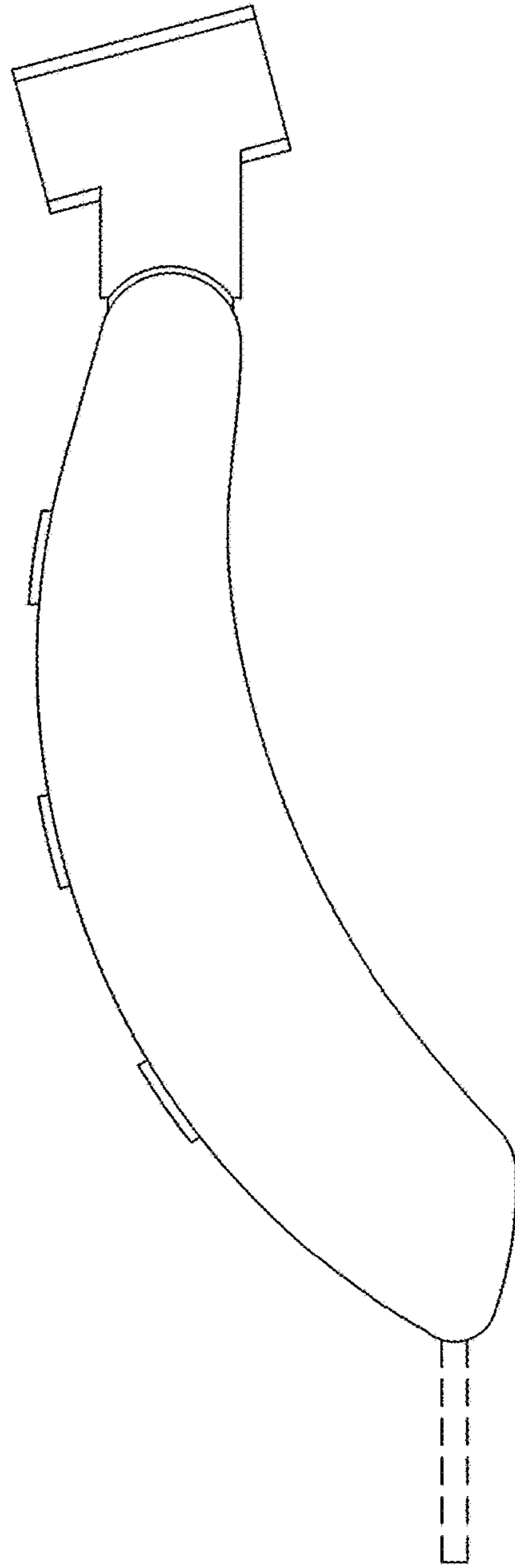


FIG.5

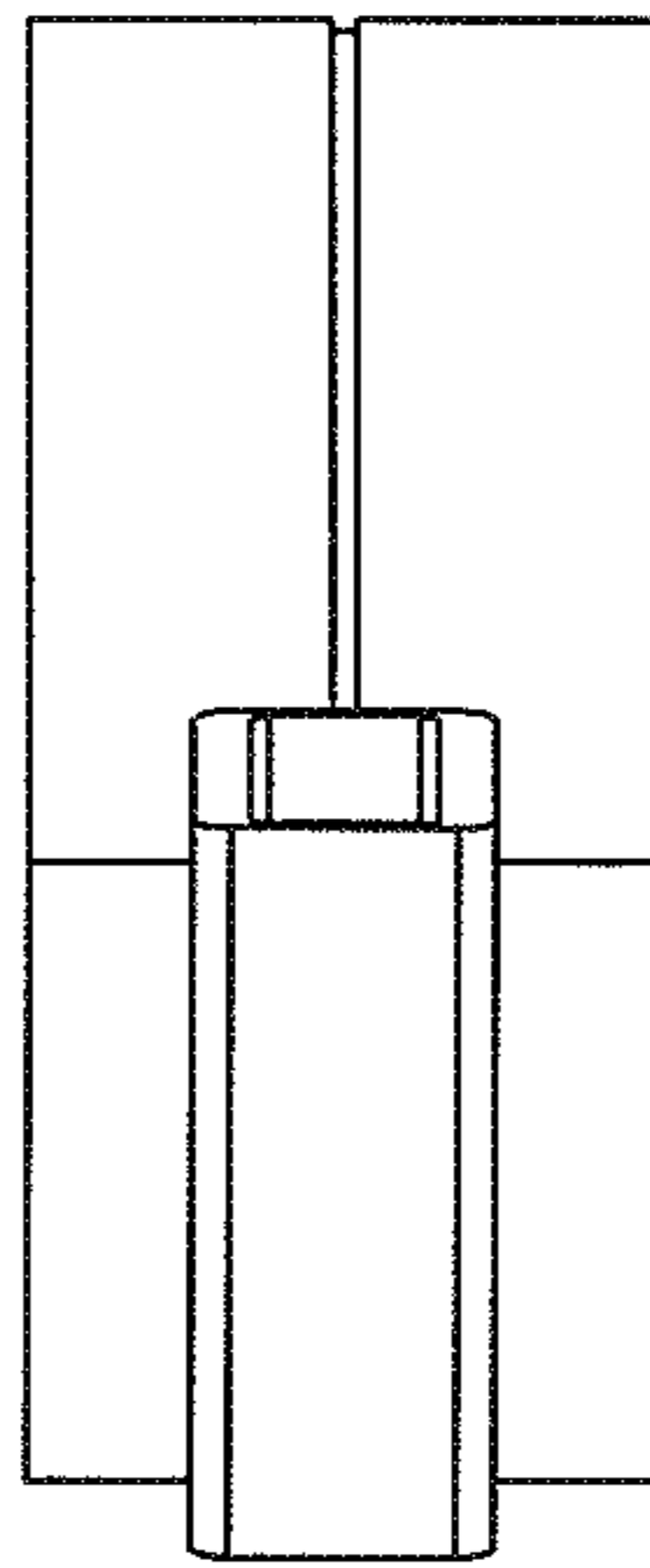


FIG.6

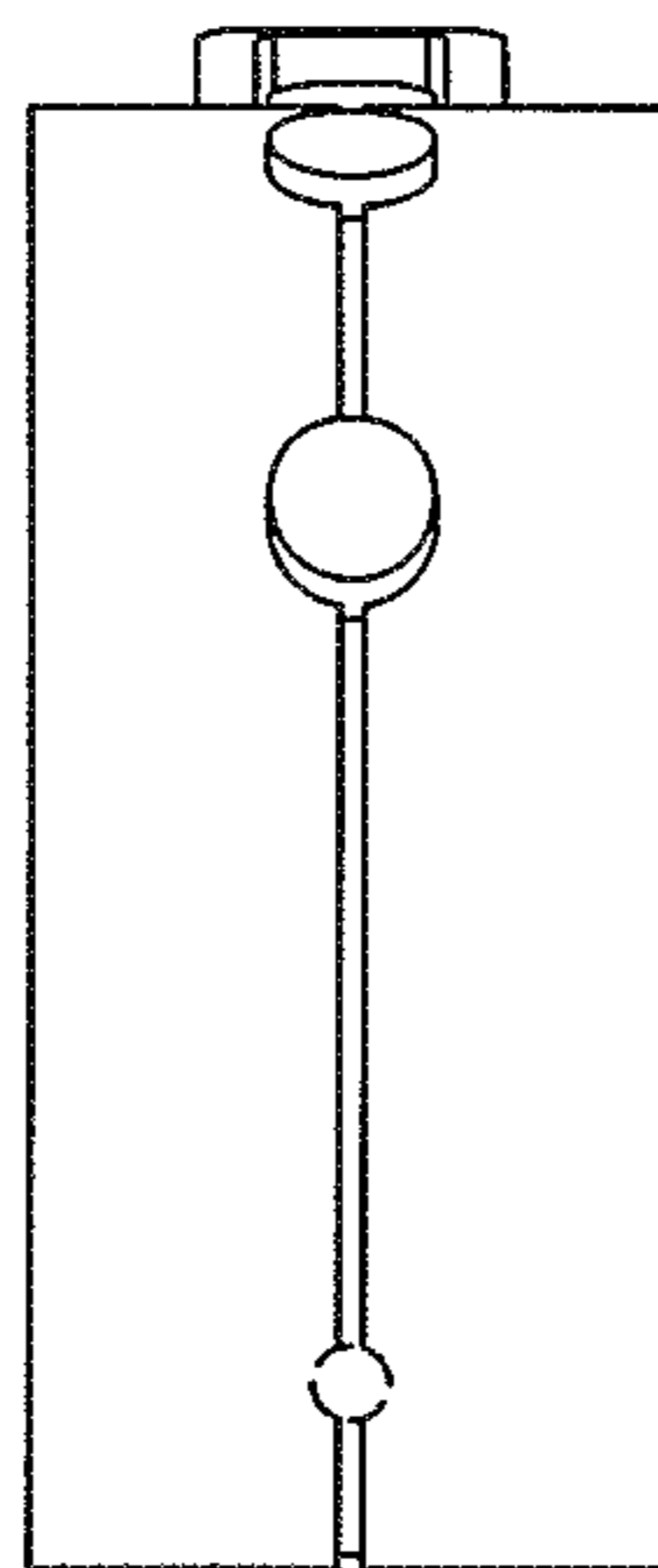


FIG.7

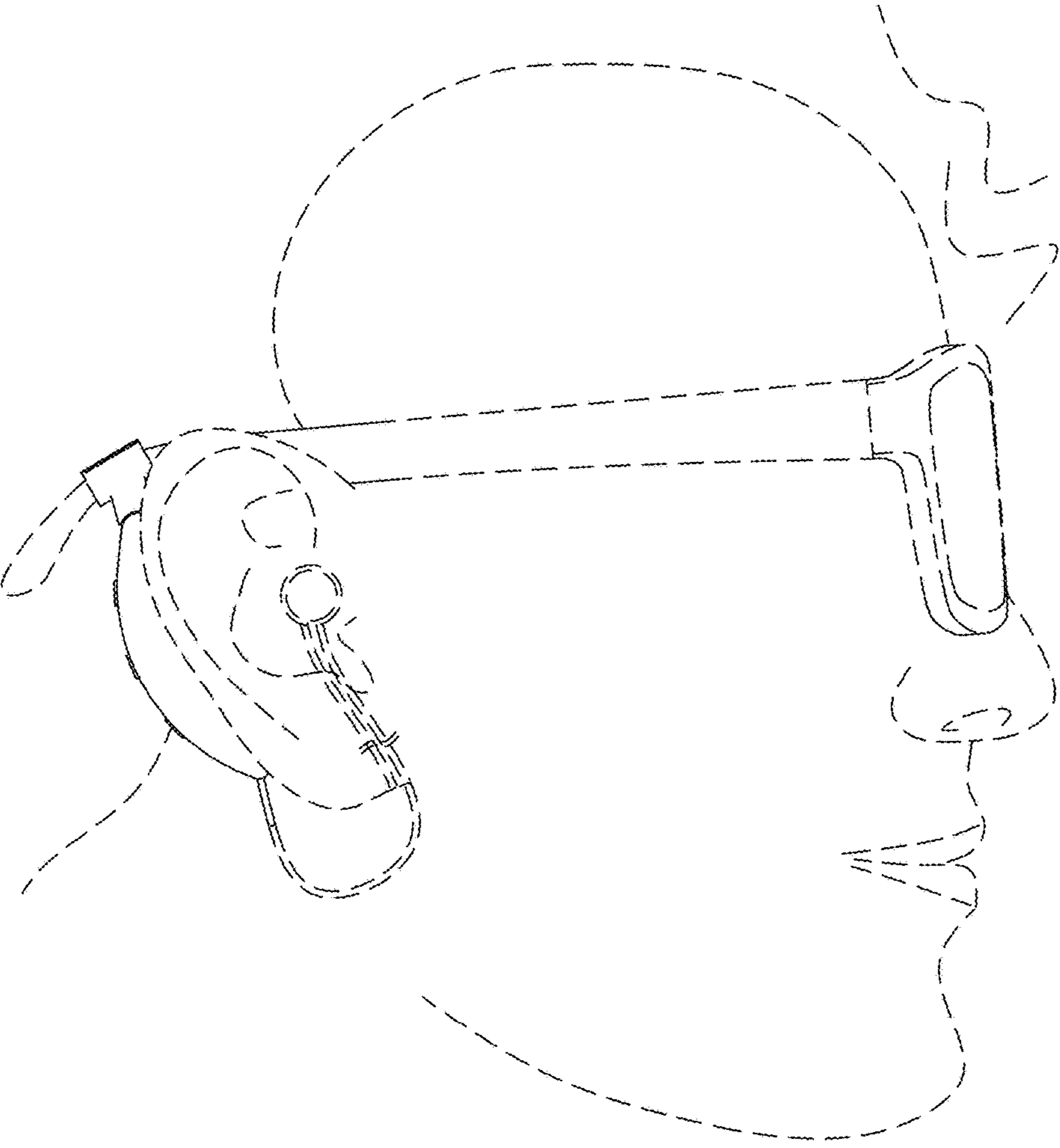


FIG.8