



US00D861589S

(12) **United States Design Patent** (10) **Patent No.:** **US D861,589 S**  
**Francois** (45) **Date of Patent:** **\*\* Oct. 1, 2019**

(54) **TIRE**  
(71) Applicant: **COMPAGNIE GENERALE DES  
ETABLISSEMENTS MICHELIN,**  
Clermont-Ferrand (FR)  
(72) Inventor: **Charlotte Francois,** Clermont-Ferrand  
(FR)  
(73) Assignee: **Compagnie Generale Des  
Etablissements Michelin** (FR)  
(\*\*) Term: **15 Years**  
(21) Appl. No.: **29/655,283**  
(22) Filed: **Jul. 2, 2018**

D639,727 S \* 6/2011 Tokizaki ..... D12/605  
D673,900 S \* 1/2013 Kuwano ..... D12/605  
D674,745 S \* 1/2013 Miyazaki ..... D12/605  
D700,886 S \* 3/2014 Matsumoto ..... D12/605  
D740,747 S \* 10/2015 Sato ..... D12/605  
D757,644 S \* 5/2016 Wieland ..... D12/605  
D768,067 S \* 10/2016 Kuwano ..... D12/605  
D770,373 S \* 11/2016 Krier ..... D12/605  
D772,155 S \* 11/2016 Krier ..... D12/605  
D772,798 S \* 11/2016 Krier ..... D12/605  
D777,094 S \* 1/2017 Takahashi ..... D12/605  
D789,879 S \* 6/2017 Itoi ..... D12/605  
D792,338 S \* 7/2017 Itoi ..... D12/605  
D792,340 S \* 7/2017 Iwabuchi ..... D12/605  
D815,591 S \* 4/2018 Rogers ..... D12/605  
D830,291 S \* 10/2018 Lundgren ..... D12/605

\* cited by examiner

*Primary Examiner* — Michelle E. Wilson  
*Assistant Examiner* — Clese Moore, Jr.  
(74) *Attorney, Agent, or Firm* — Dickinson Wright PLLC

**Related U.S. Application Data**

(63) Continuation of application No. 29/634,603, filed on  
Jan. 23, 2018.  
(51) **LOC (12) Cl.** ..... **12-15**  
(52) **U.S. Cl.**  
USPC ..... **D12/605**  
(58) **Field of Classification Search**  
USPC ..... D12/604, 605  
CPC ..... B60C 13/00; B60C 1/00  
See application file for complete search history.

(57) **CLAIM**

The ornamental design for a tire, as shown and described.

**DESCRIPTION**

FIG. 1 is a perspective view of the tire of my design;  
FIG. 2 is a front elevation view of the tire of my design;  
FIG. 3 is a side elevation view of the tire of my design;  
FIG. 4 is a side elevation view of the tire of my design, taken  
from the opposite side of that shown in FIG. 3; and,  
FIG. 5 is an enlarged, partial view of the tire of FIG. 1, as  
indicated by the break lines.


In the drawings, the broken line disclosure depicts environ-  
mental subject matter and forms no part of the claimed  
design. The dash-dot-dot-dash lines represent the boundaries  
of the claim.


**1 Claim, 5 Drawing Sheets**

(56) **References Cited**


**U.S. PATENT DOCUMENTS**

D387,313 S \* 12/1997 Cross ..... D12/605  
D388,041 S \* 12/1997 Cross ..... D12/605  
D559,172 S \* 1/2008 Umstot ..... D12/605  
D568,806 S \* 5/2008 Dixon ..... D12/605  
D571,287 S \* 6/2008 Dixon ..... D12/605  
D606,013 S \* 12/2009 Reese ..... D12/605

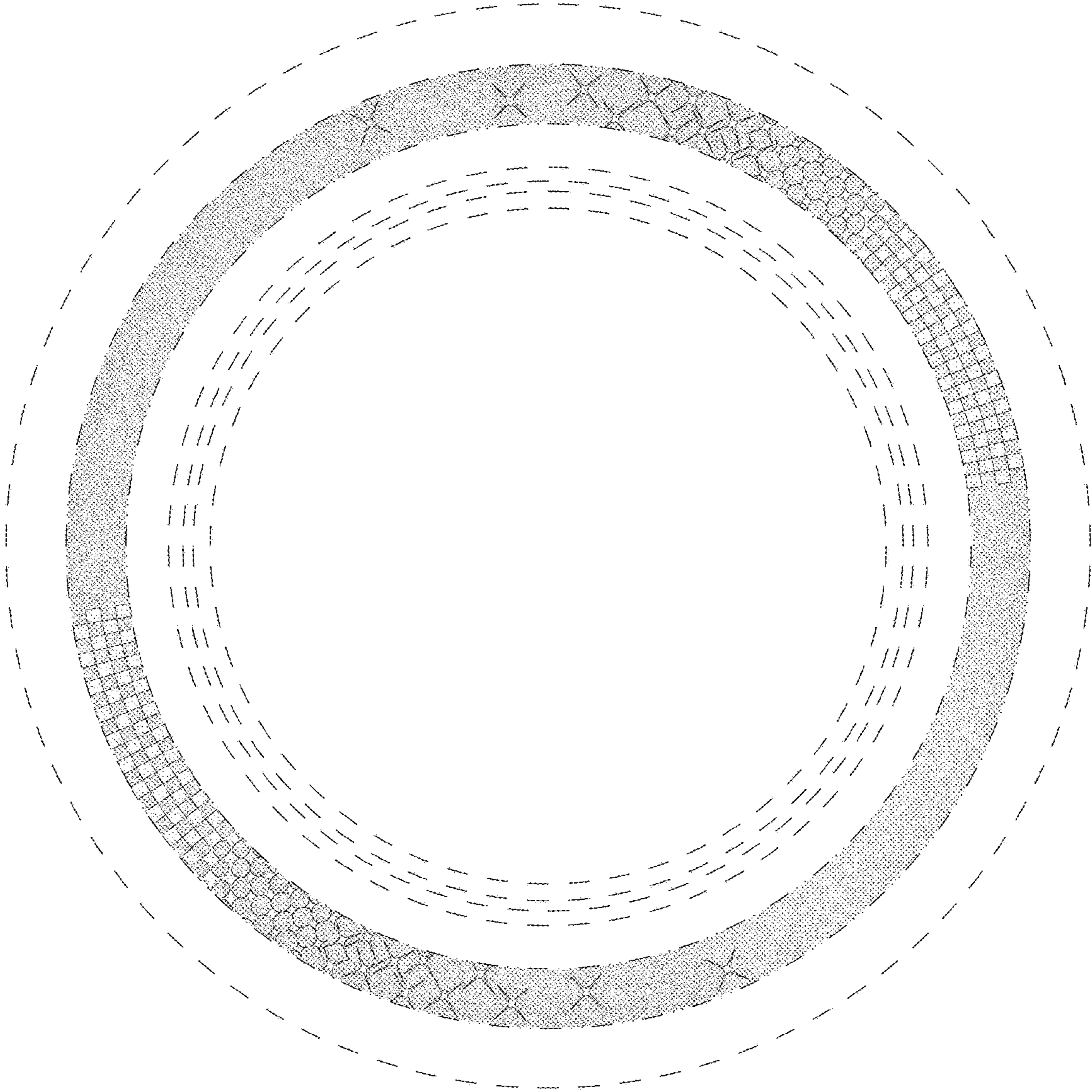




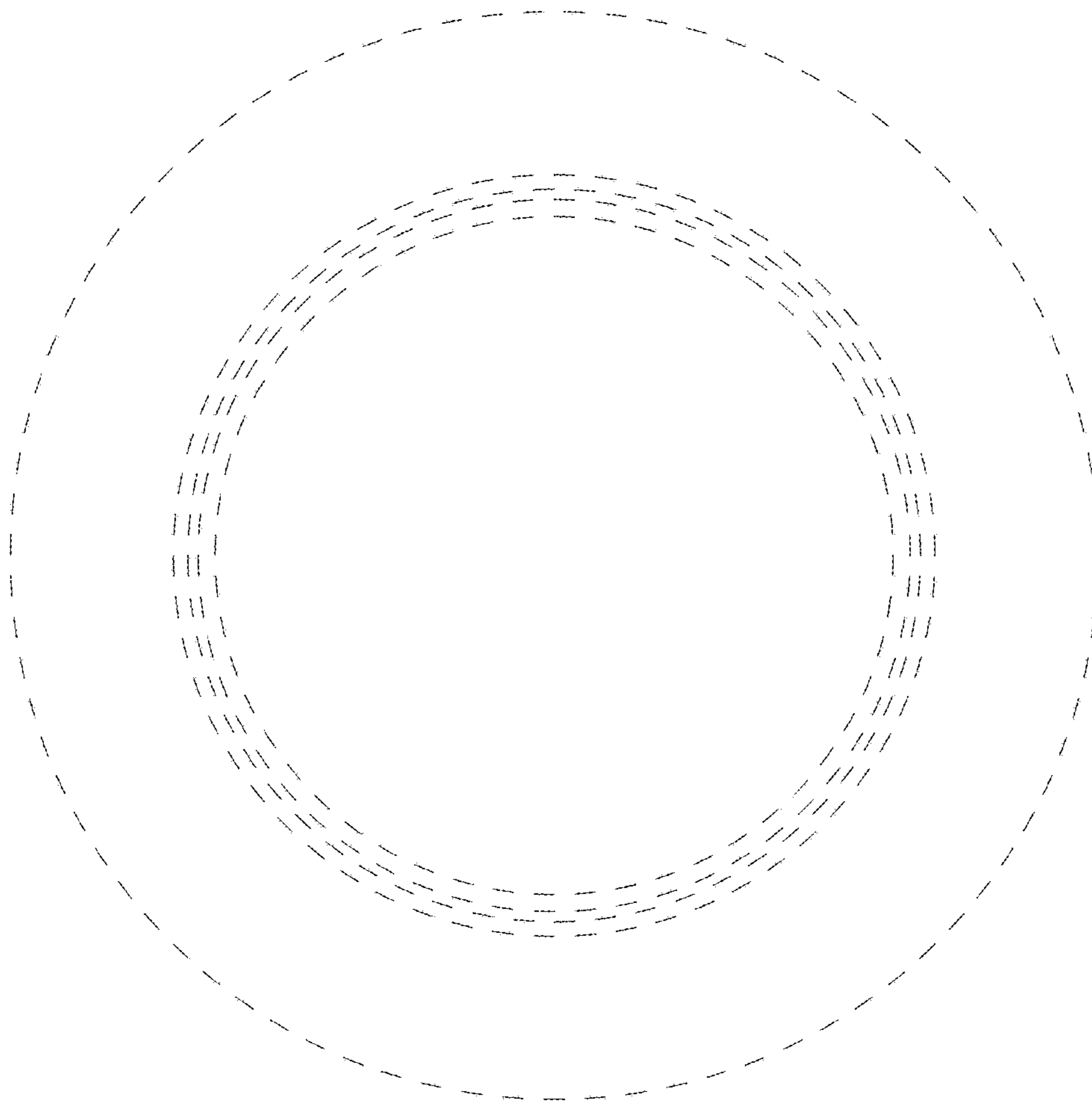
**FIG. 1**



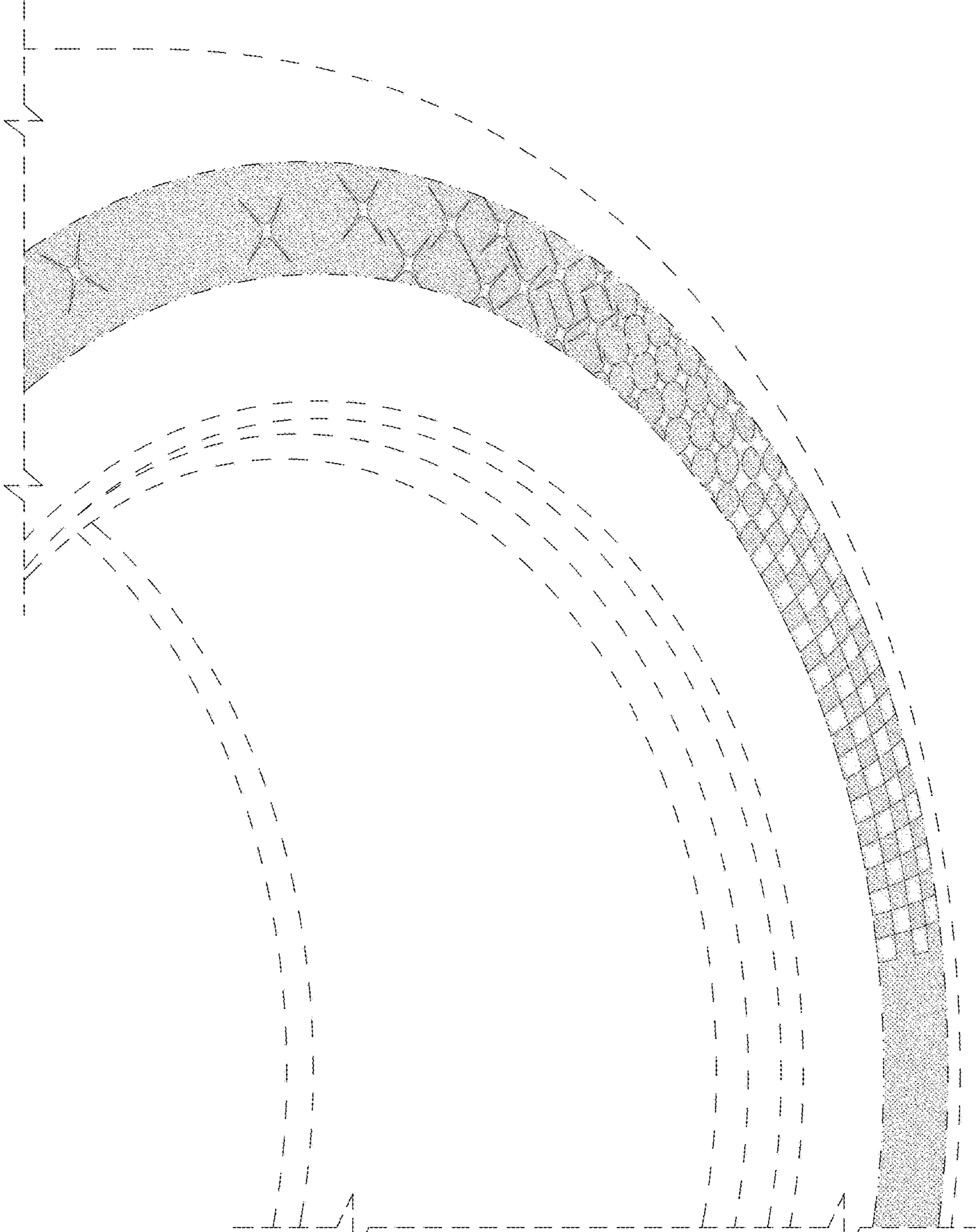
**FIG. 2**



**FIG. 3**



**FIG. 4**



**FIG. 5**