

US00D861588S

(12) **United States Design Patent** (10) **Patent No.:** **US D861,588 S**
Nagamoto et al. (45) **Date of Patent:** **** Oct. 1, 2019**

(54) **TIRE TREAD**

(71) Applicant: **BRIDGESTONE CORPORATION**,
Chuo-ku, Tokyo (JP)

(72) Inventors: **Shoko Nagamoto**, Tokyo (JP);
Shintaro Hayashi, Tokyo (JP)

(73) Assignee: **BRIDGESTONE CORPORATION**,
Chuo-ku, Tokyo (JP)

(**) Term: **15 Years**

(21) Appl. No.: **29/649,962**

(22) Filed: **Jun. 4, 2018**

(30) **Foreign Application Priority Data**

Dec. 5, 2017 (JP) 2017-027185

(51) **LOC (12) Cl.** **12-15**

(52) **U.S. Cl.**
USPC **D12/605; D12/604**

(58) **Field of Classification Search**
USPC D12/600-605, 500, 502, 520, 544, 579,
D12/583, 584, 585, 588, 521, 596
CPC B60C 1/00; B60C 13/00
See application file for complete search history.

(56) **References Cited**

U.S. PATENT DOCUMENTS

D432,060 S *	10/2000	Baker	D12/605
D442,128 S *	5/2001	Allison	D12/605
D447,449 S *	9/2001	Guspodin	D12/605
D455,682 S *	4/2002	Hutz	D12/605
D495,294 S *	8/2004	Ochi	D12/605
D500,473 S *	1/2005	Boggs	D12/605
D563,311 S *	3/2008	Brainerd, II	D12/605
D575,728 S *	8/2008	Harvey	D12/605
D577,331 S *	9/2008	Ochi	D12/605
D595,643 S *	7/2009	Ochi	D12/605
D597,024 S *	7/2009	Ochi	D12/605

D611,894 S *	3/2010	Scheifele	D12/605
D730,818 S *	6/2015	Kato	D12/605
D735,127 S *	7/2015	Kato	D12/605
D736,699 S *	8/2015	Dixon	D12/605
D763,786 S *	8/2016	Mathis	D12/605
D774,446 S *	12/2016	Hayashi	D12/604

(Continued)

FOREIGN PATENT DOCUMENTS

JP	1380022 S	4/2012
JP	1380023 S	4/2012

(Continued)

Primary Examiner — Michelle E. Wilson

Assistant Examiner — Clese Moore, Jr.

(74) *Attorney, Agent, or Firm* — Kenja IP Law PC

(57) **CLAIM**

The ornamental design for a tire tread, as shown and described.

DESCRIPTION

FIG. 1 is a perspective view of a tire tread showing our new design;

FIG. 2 is a front view thereof;

FIG. 3 is a top view thereof;

FIG. 4 is a right side view thereof;

FIG. 5 is a left side view thereof;

FIG. 6 is a fragmentary enlarged front view;

FIG. 7 is an end view taken along line 7-7 in FIG. 6;

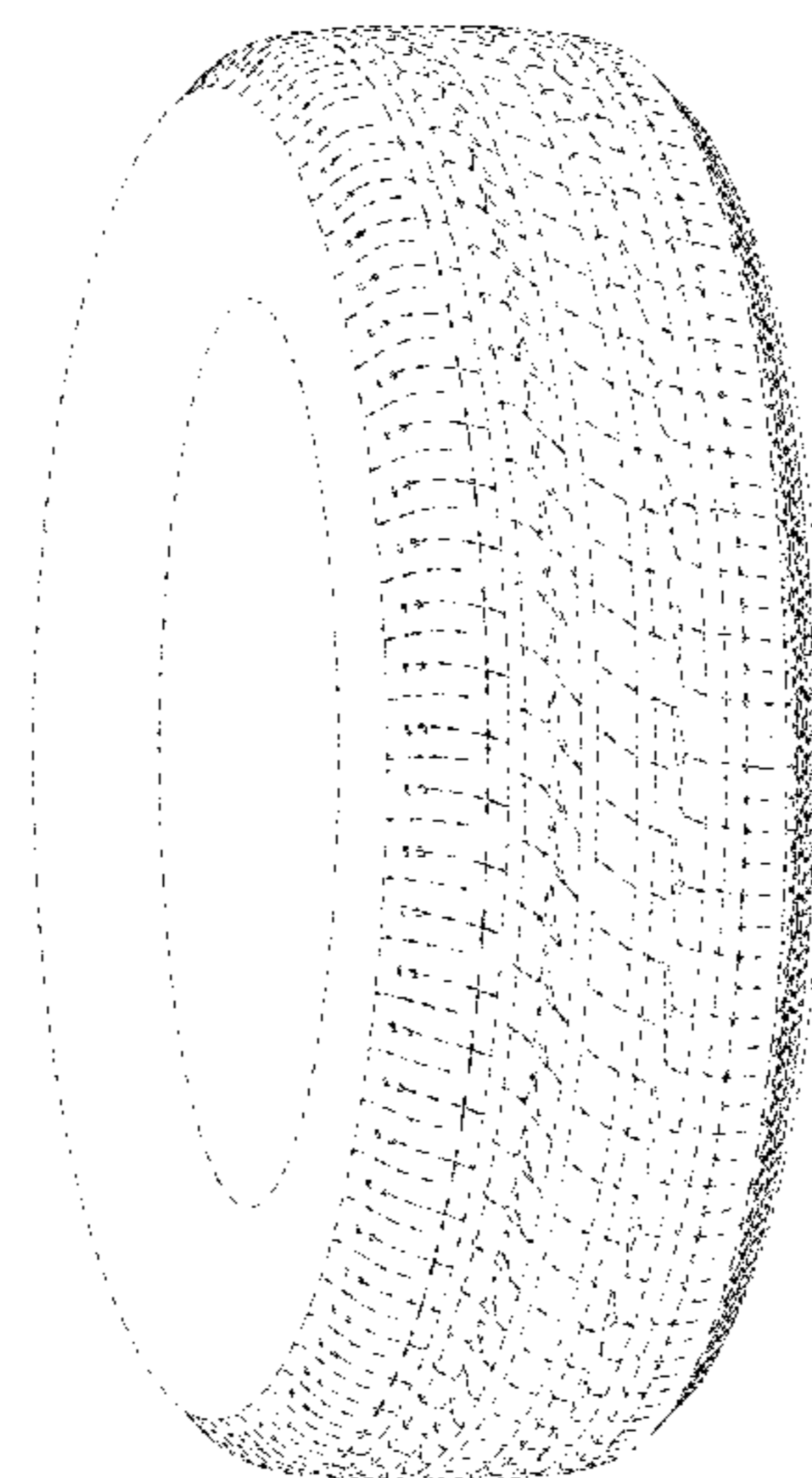
FIG. 8 is a fragmentary enlarged front view;

FIG. 9 is a fragmentary enlarged front view surrounded by line 9 in FIG. 8; and,

FIG. 10 is an end view taken along line 10-10 in FIG. 9.

The broken lines shown illustrate portions of the tire tread that form no part of the claimed design. The dash-dot-dash broken lines are used to show the boundary between unclaimed and claimed subject matter, and forms no part of the claimed design.

1 Claim, 10 Drawing Sheets



(56)

References Cited

U.S. PATENT DOCUMENTS

D777,095	S	*	1/2017	Sato	D12/605
D780,107	S	*	2/2017	Bardin	D12/521
D782,970	S	*	4/2017	Sato	D12/605
D785,557	S	*	5/2017	Bardin	D12/596
D786,187	S	*	5/2017	Nagamoto	D12/604
D794,552	S	*	8/2017	Hayashi	D12/604
D795,797	S	*	8/2017	Sato	D12/605
D799,416	S	*	10/2017	Sato	D12/605
D800,642	S	*	10/2017	Takahashi	D12/605
D800,645	S	*	10/2017	Tokizaki	D12/605
D803,146	S	*	11/2017	Kim	D12/500
D805,465	S	*	12/2017	Hayashi	D12/604
D805,466	S	*	12/2017	Hayashi	D12/604
D805,469	S	*	12/2017	Sato	D12/605
D806,008	S	*	12/2017	Marella	D12/605
D806,641	S	*	1/2018	Fujioka	D12/605
D821,301	S	*	6/2018	Bardin	D12/604

FOREIGN PATENT DOCUMENTS

JP	1453487	S	10/2015
KR	300610002		6/2012
WO	DM/088412		10/2017

* cited by examiner

FIG. 1

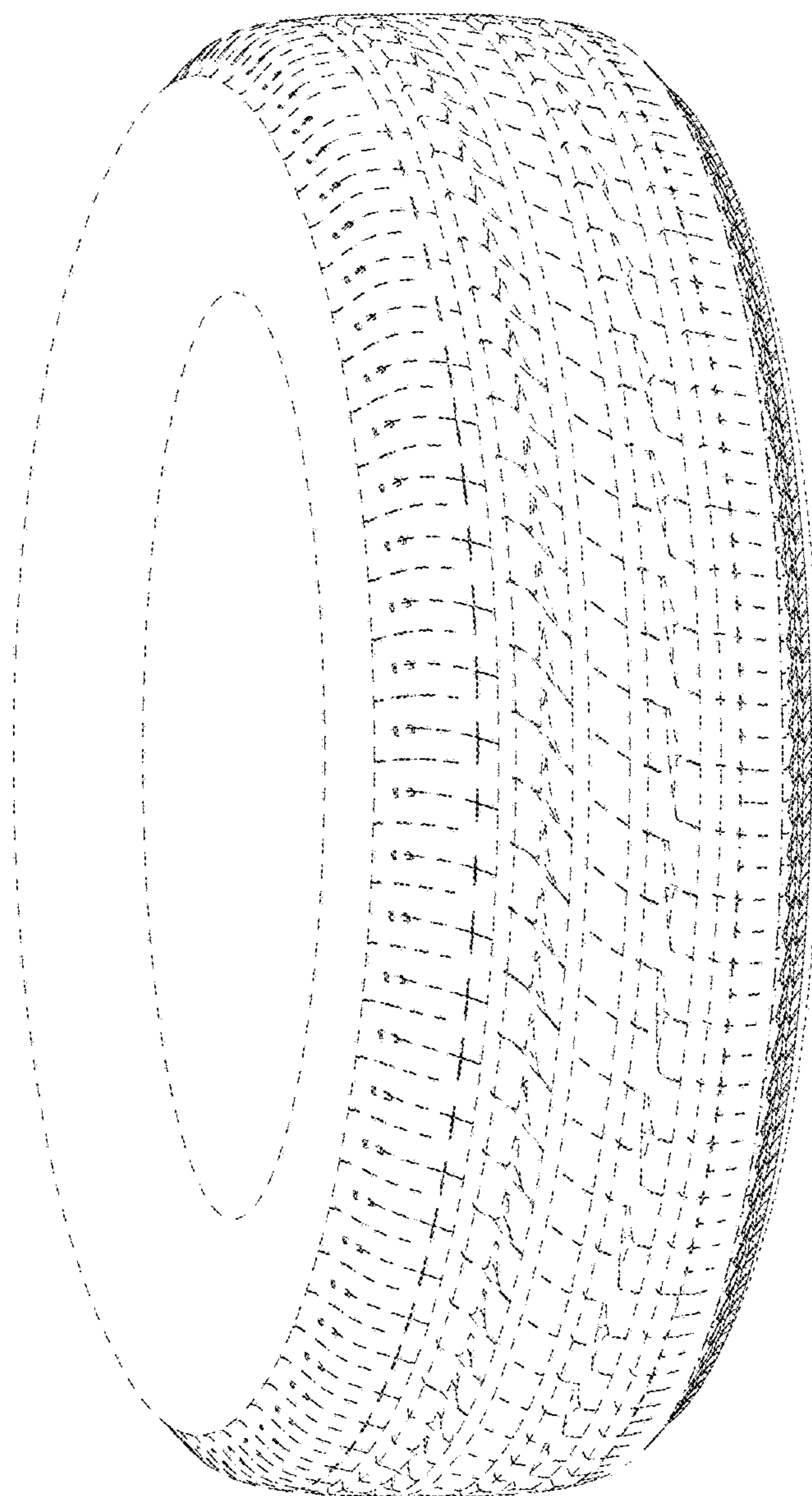


FIG. 2




FIG. 3




FIG. 4




FIG. 5

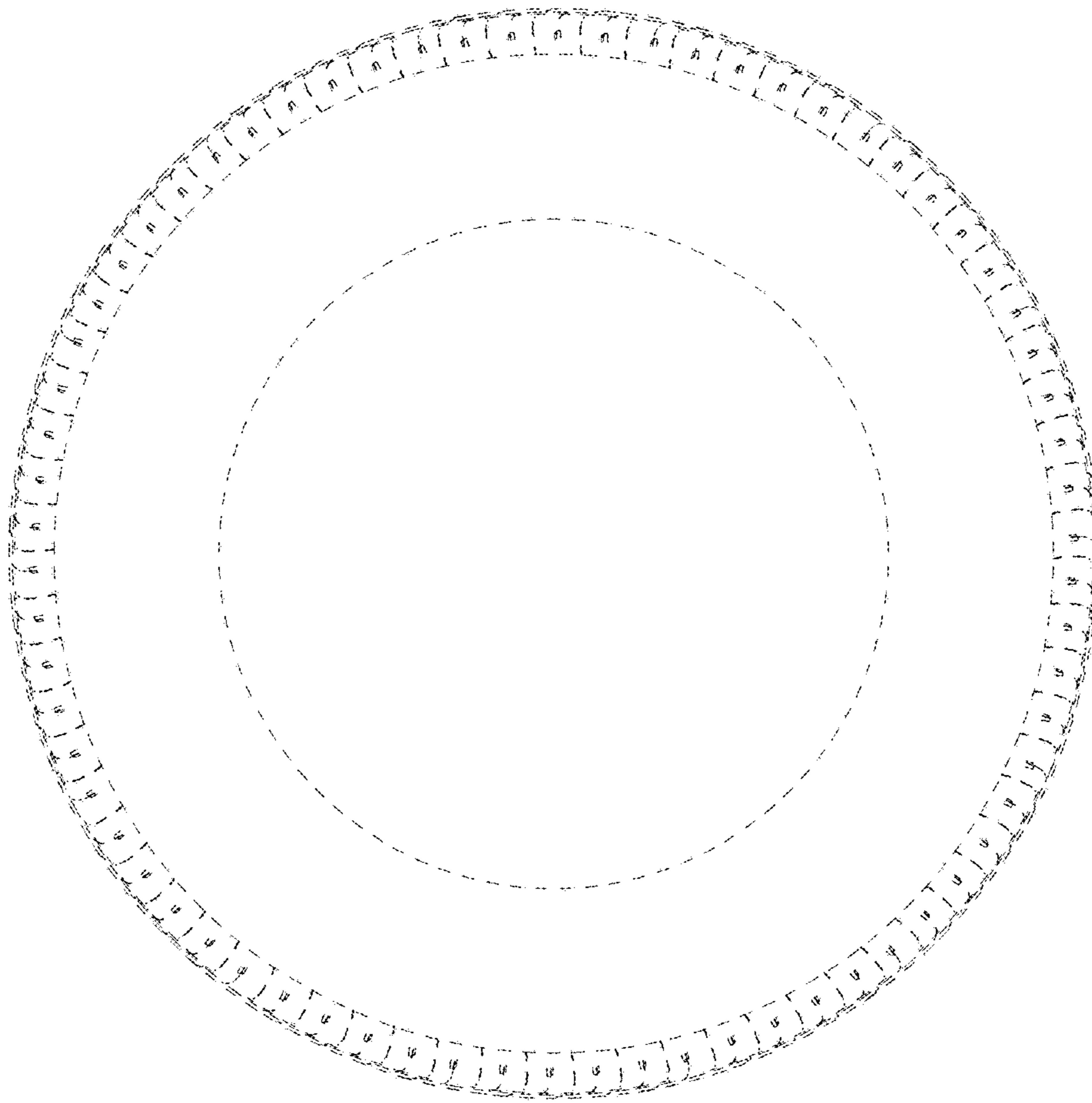


FIG. 6




FIG. 7




FIG. 8




FIG. 9

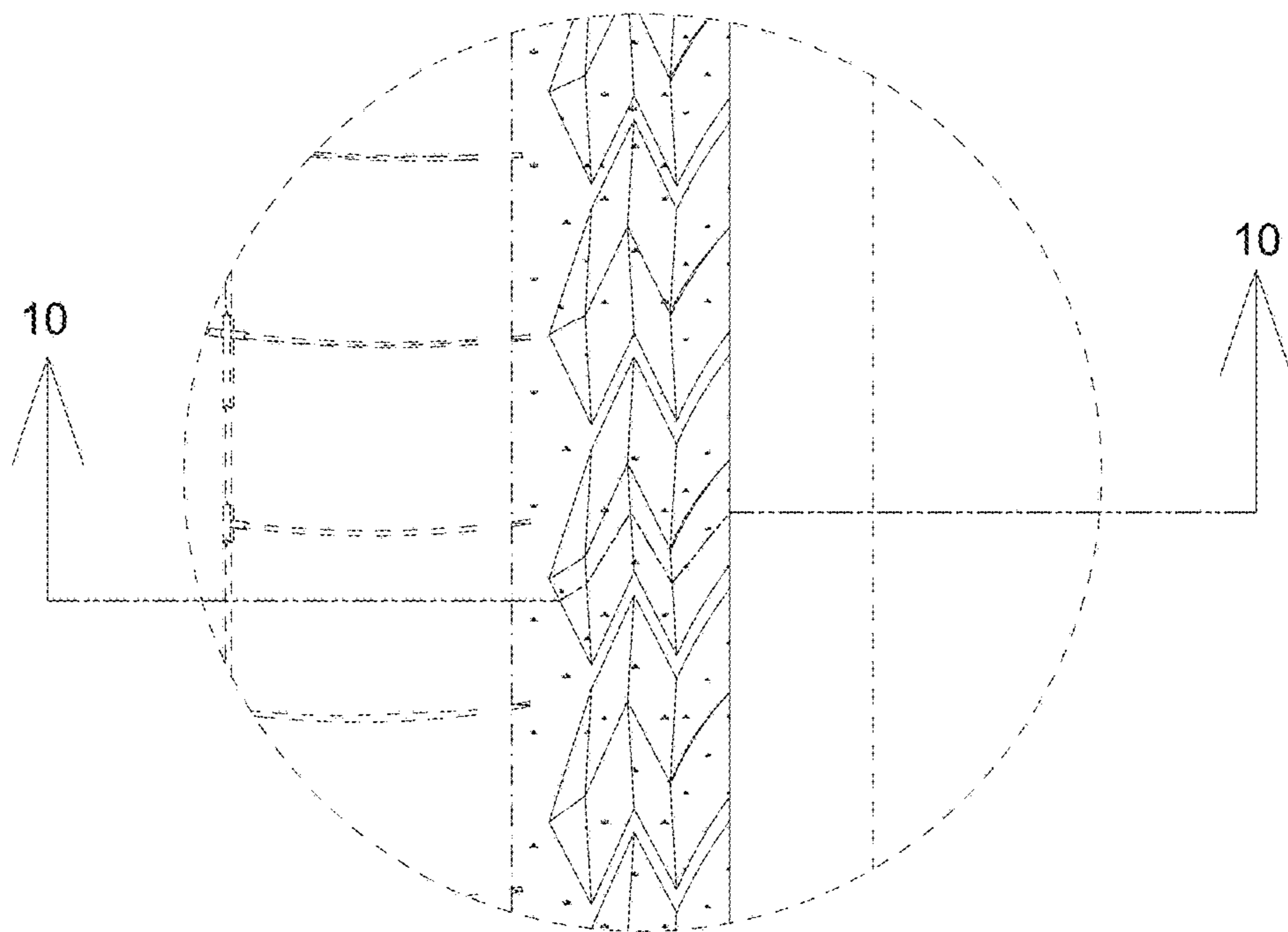


FIG. 10

