



US00D861584S

(12) **United States Design Patent** (10) **Patent No.:** **US D861,584 S**
Pribula (45) **Date of Patent:** **** *Oct. 1, 2019**

- (54) **TIRE**
- (71) Applicant: **The Goodyear Tire & Rubber Company, Akron, OH (US)**
- (72) Inventor: **David Michael Pribula, Alliance, OH (US)**
- (73) Assignee: **The Goodyear Tire & Rubber Company, Akron, OH (US)**
- (*) Notice: This patent is subject to a terminal disclaimer.
- (**) Term: **15 Years**
- (21) Appl. No.: **29/645,120**
- (22) Filed: **Apr. 24, 2018**
- (51) **LOC (12) Cl.** **12-15**
- (52) **U.S. Cl.**
USPC **D12/594**
- (58) **Field of Classification Search**
USPC D12/568-603
CPC B60C 2011/0341; B60C 2011/0344; B60C 2011/0348
See application file for complete search history.

- D556,125 S 11/2007 Blackiston et al. D12/598
 - D599,282 S 9/2009 Nicolas D12/588
 - D600,635 S 9/2009 Finnell et al. D12/601
 - D604,228 S 11/2009 Le et al. D12/582
- (Continued)

OTHER PUBLICATIONS

U.S. Appl. No. 29/635,783, filed Feb. 2, 2018, Goodyear.

Primary Examiner — George D. Kirschbaum

Assistant Examiner — Joseph J Kukella

(74) *Attorney, Agent, or Firm* — Robert N. Lipsik

(57) **CLAIM**

The ornamental design for a tire, as shown and described.

DESCRIPTION

FIG. 1 is a perspective view of a tire showing my new design, it being understood that the pattern repeats uniformly throughout the circumference of the tread;

FIG. 2 is a front elevational view thereof;

FIG. 3 is a right side elevational view thereof; the left side elevational view being identical thereto;

FIG. 4 is an enlarged fragmentary front elevational view thereof;

FIG. 5 is a perspective view of a second embodiment of a tire showing my new design, it being understood that the interior of the tire forms no part of the claim, that the pattern repeats uniformly throughout the circumference of the tread and that the opposite side view is identical thereto; and,

FIG. 6 is a front elevational view of a second embodiment, it being understood that an enlarged fragmentary view thereof would be substantially identical to that shown in FIG. 4, with the exception of the inclusion of the sidewall in the claim.

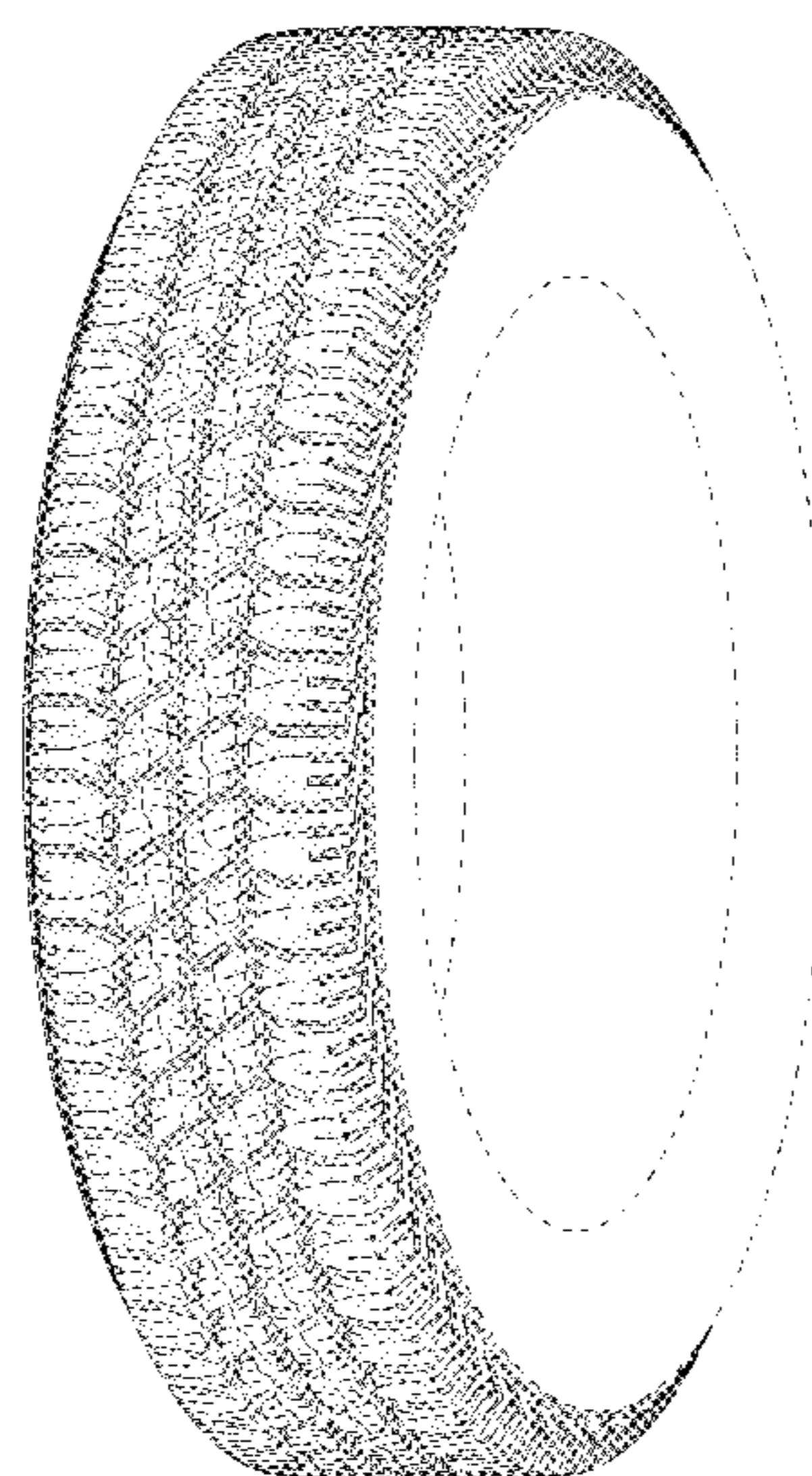
In the drawings, the broken lines immediately adjacent to the outer edges of the tire shoulder represent boundaries of the claim, and the broken lines depict environmental subject matter only and form no part of the claimed design.

1 Claim, 6 Drawing Sheets

(56) **References Cited**

U.S. PATENT DOCUMENTS

- D382,521 S 8/1997 Consolacion et al. D12/147
- D383,712 S 9/1997 Scheuren et al. D12/143
- D399,797 S * 10/1998 Bergstrom D12/596
- D405,736 S * 2/1999 Brightwell D12/602
- D415,982 S 11/1999 Consolacion et al. D12/147
- D418,459 S * 1/2000 Graas D12/603
- D451,864 S 12/2001 Seifert et al. D12/147
- D469,396 S 1/2003 Hutson et al. D12/520
- D500,732 S 1/2005 Lo D12/588
- D527,339 S 8/2006 Lissan et al. D12/600
- D536,663 S * 2/2007 Heinen D12/603



(56)

References Cited

U.S. PATENT DOCUMENTS

D604,229 S	11/2009	Le et al.	D12/582
D627,707 S	11/2010	Le et al.	D12/566
D639,720 S	6/2011	Harvey et al.	D12/521
D644,599 S	9/2011	Nicolas et al.	D12/601
D648,264 S	11/2011	Le et al.	D12/588
D670,237 S	11/2012	Maxwell et al.	D12/601
D733,642 S	7/2015	Oberlin et al.	D12/601
D733,643 S	7/2015	Oberlin et al.	D12/601
D737,757 S	9/2015	Oberlin et al.	D12/601
D761,726 S *	7/2016	Umstot	D12/603
D782,969 S	4/2017	Davis et al.	D12/597
D784,914 S *	4/2017	Fontaine	D12/584
D786,785 S	5/2017	Mathonet et al.	D12/595
D797,656 S *	9/2017	Umstot	D12/603
D837,139 S *	1/2019	Roelofs	D12/603
D837,140 S *	1/2019	Roelofs	D12/603

* cited by examiner

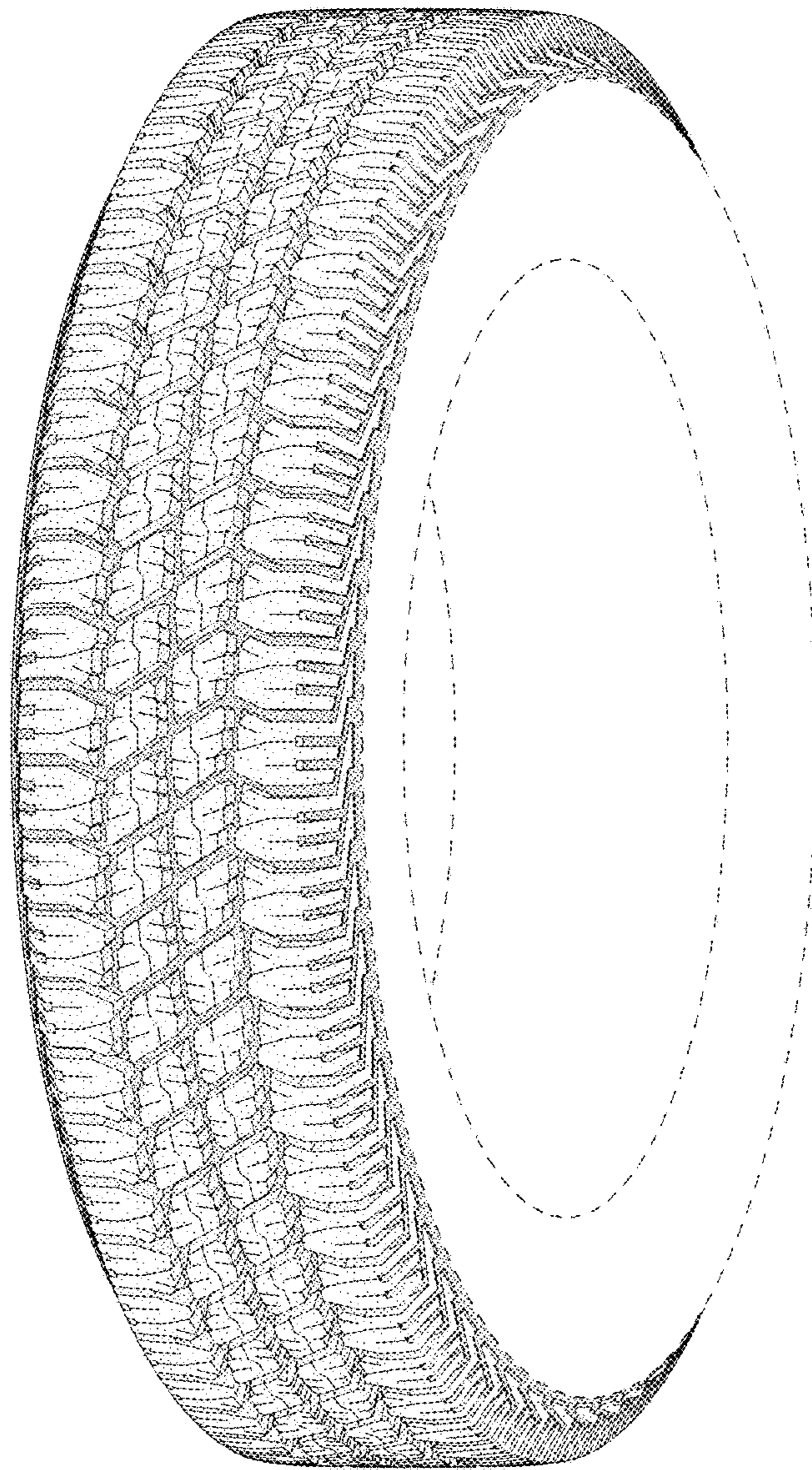


FIG - 1

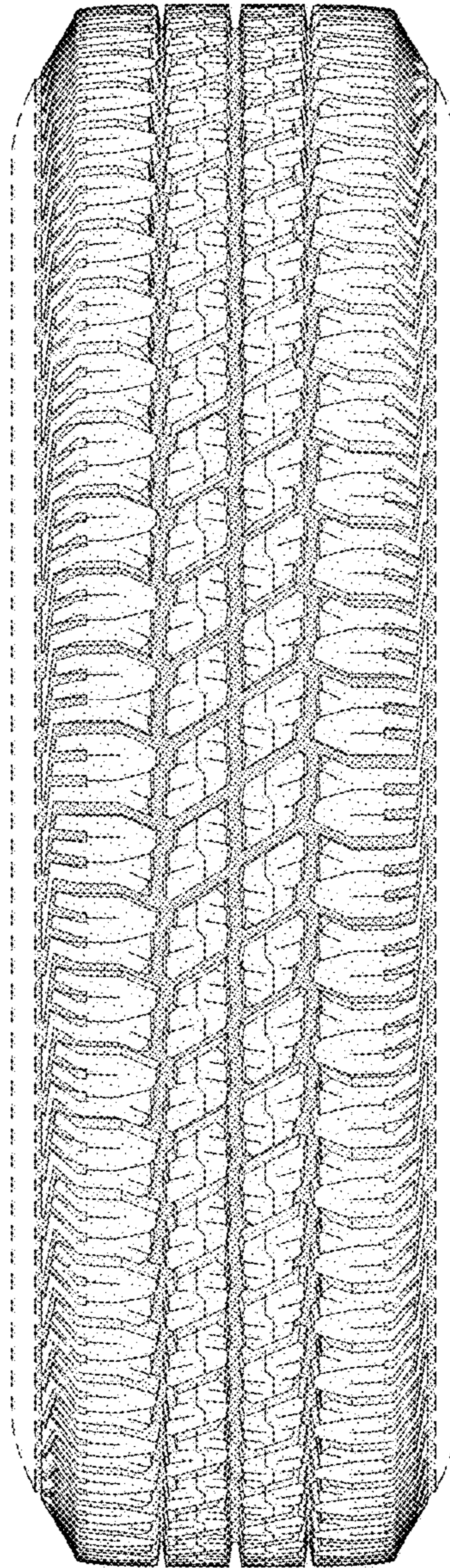


FIG - 2

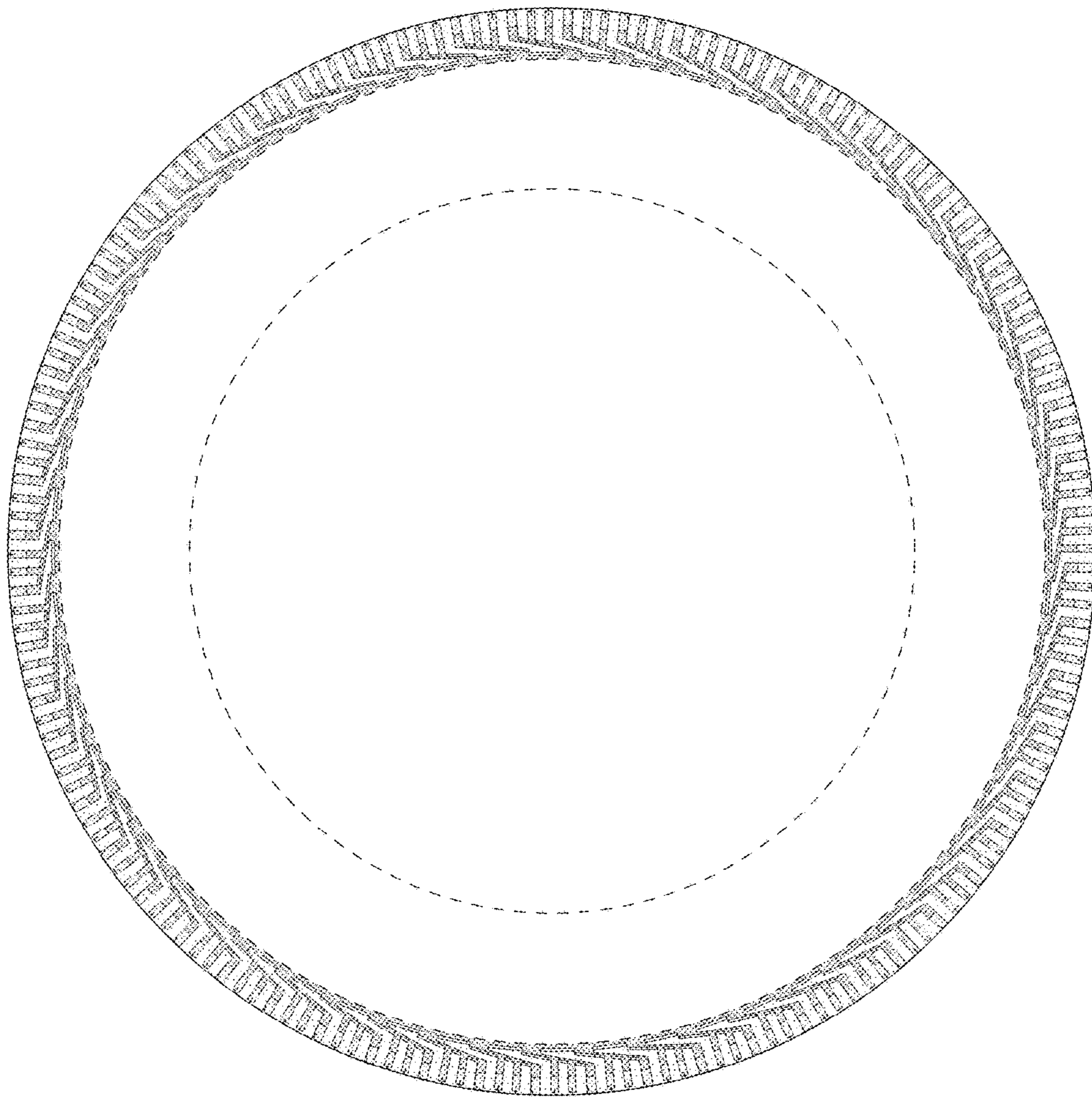


FIG - 3

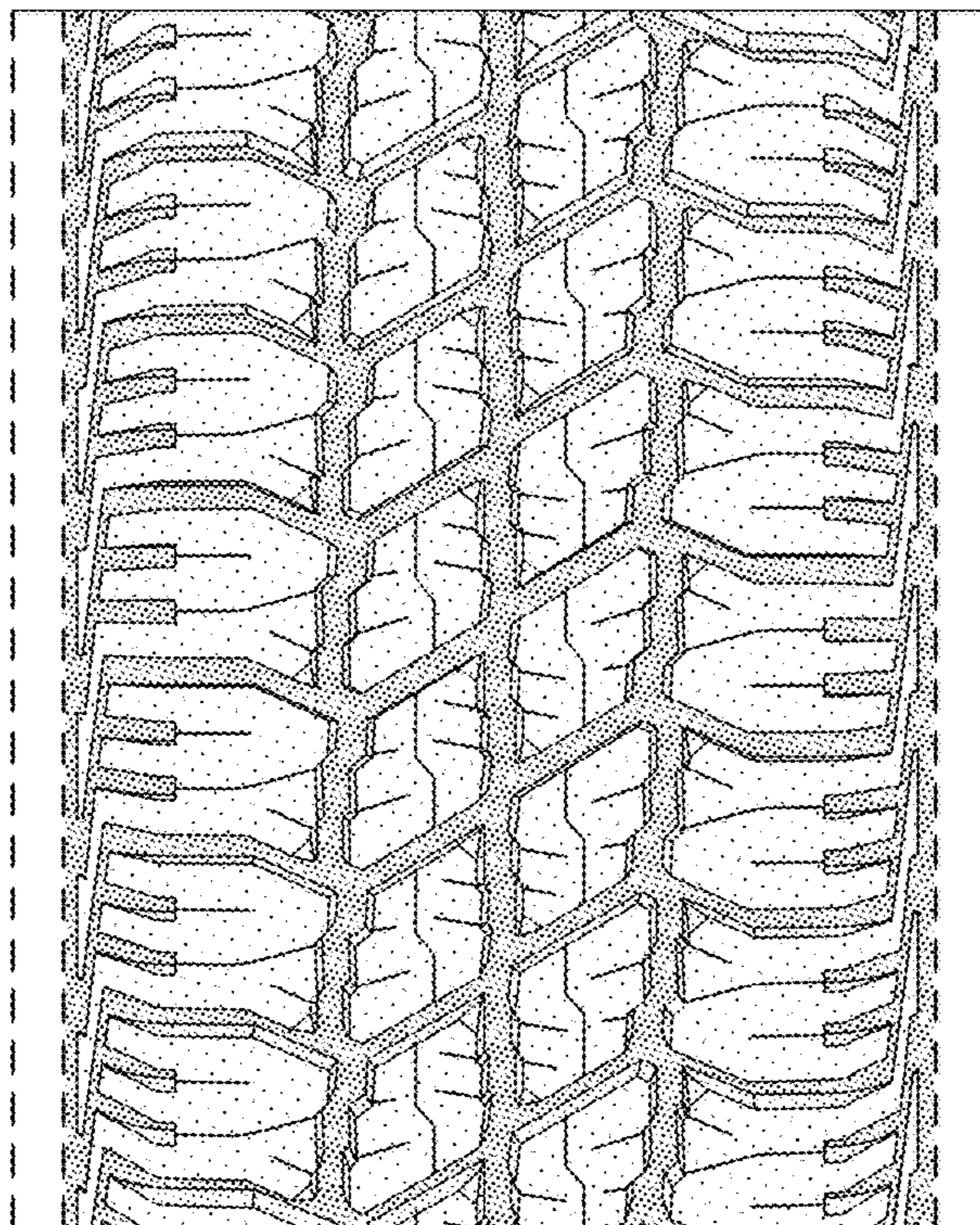


FIG - 4

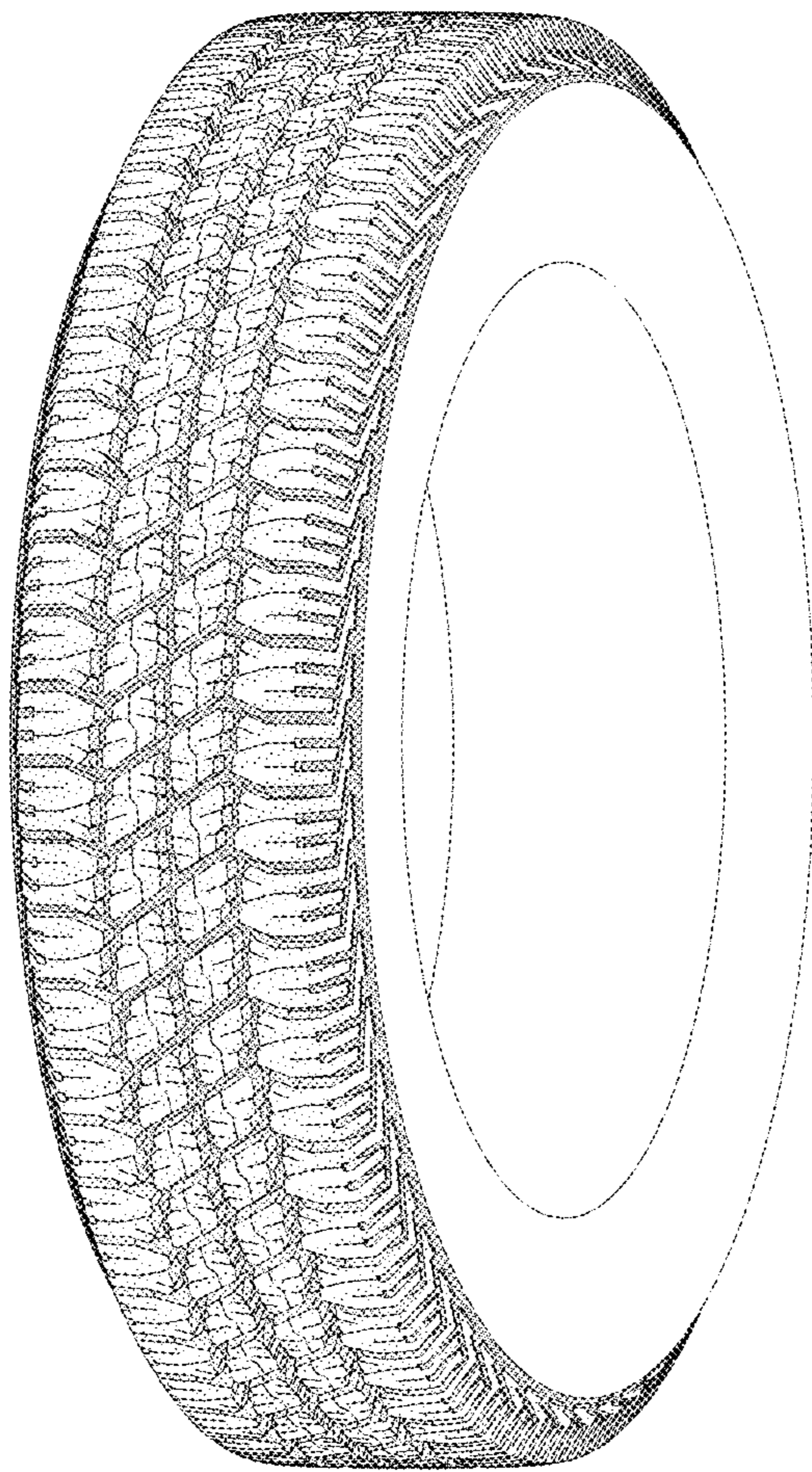


FIG - 5

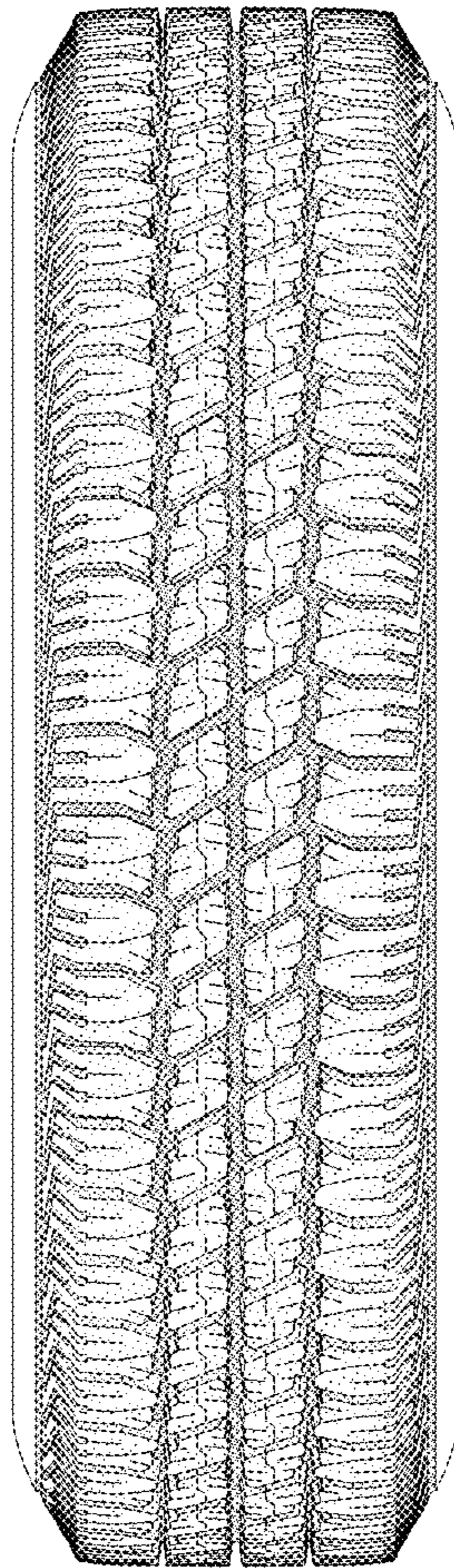


FIG - 6