



US00D861581S

(12) **United States Design Patent**
Roth et al.

(10) **Patent No.:** **US D861,581 S**
(45) **Date of Patent:** **** Oct. 1, 2019**

(54) **TIRE**

(71) Applicant: **The Goodyear Tire & Rubber Company, Akron, OH (US)**

(72) Inventors: **Jillian Grace Roth, Akron, OH (US); Joseph Thomas Janesh, Tallmadge, OH (US); Jonathan James Shondel, Massillon, OH (US); Michael Spiro Markoff, Canton, OH (US)**

(73) Assignee: **The Goodyear Tire & Rubber Company, Akron, OH (US)**

(**) Term: **15 Years**

(21) Appl. No.: **29/618,615**

(22) Filed: **Sep. 22, 2017**

(51) **LOC (12) Cl.** **12-15**

(52) **U.S. Cl.**
USPC **D12/579**

(58) **Field of Classification Search**
USPC D12/544, 545, 574, 579, 580, 594, 596,
D12/600, 602
CPC B60C 11/11
See application file for complete search history.

(56) **References Cited**

U.S. PATENT DOCUMENTS

D325,014 S	3/1992	Galante et al.	D12/147
D449,802 S	10/2001	Allison et al.	D12/147
D464,313 S *	10/2002	Kolowski	D12/579
D504,657 S	5/2005	Allen et al.	D12/579
D513,401 S *	1/2006	Maxwell	D12/544
D516,012 S	2/2006	Miller et al.	D12/579
D516,013 S	2/2006	Miller et al.	D12/579
D516,999 S	3/2006	Miller et al.	D12/579
D517,000 S	3/2006	Allen et al.	D12/579
D520,939 S	5/2006	Allen et al.	D12/600

D528,068 S	9/2006	Umstot et al.	D12/601
D530,267 S	10/2006	Umstot et al.	D12/600
D556,672 S *	12/2007	Umstot	D12/579
D558,664 S	1/2008	Herbeuval et al.	D12/579
D568,233 S	5/2008	Dixon et al.	D12/512
D570,280 S	6/2008	Lo	D12/579
D578,957 S	10/2008	Bonko et al.	D12/579
D599,283 S *	9/2009	Umstot	D12/600

(Continued)

Primary Examiner — Robert M. Spear

(74) *Attorney, Agent, or Firm* — Robert N. Lipsik

(57) **CLAIM**

The ornamental design for a tire, as shown and described.

DESCRIPTION

FIG. 1 is a perspective view of a tire showing our new design, it being understood that the pattern repeats uniformly throughout the circumference of the tread;

FIG. 2 is a front elevational view thereof;

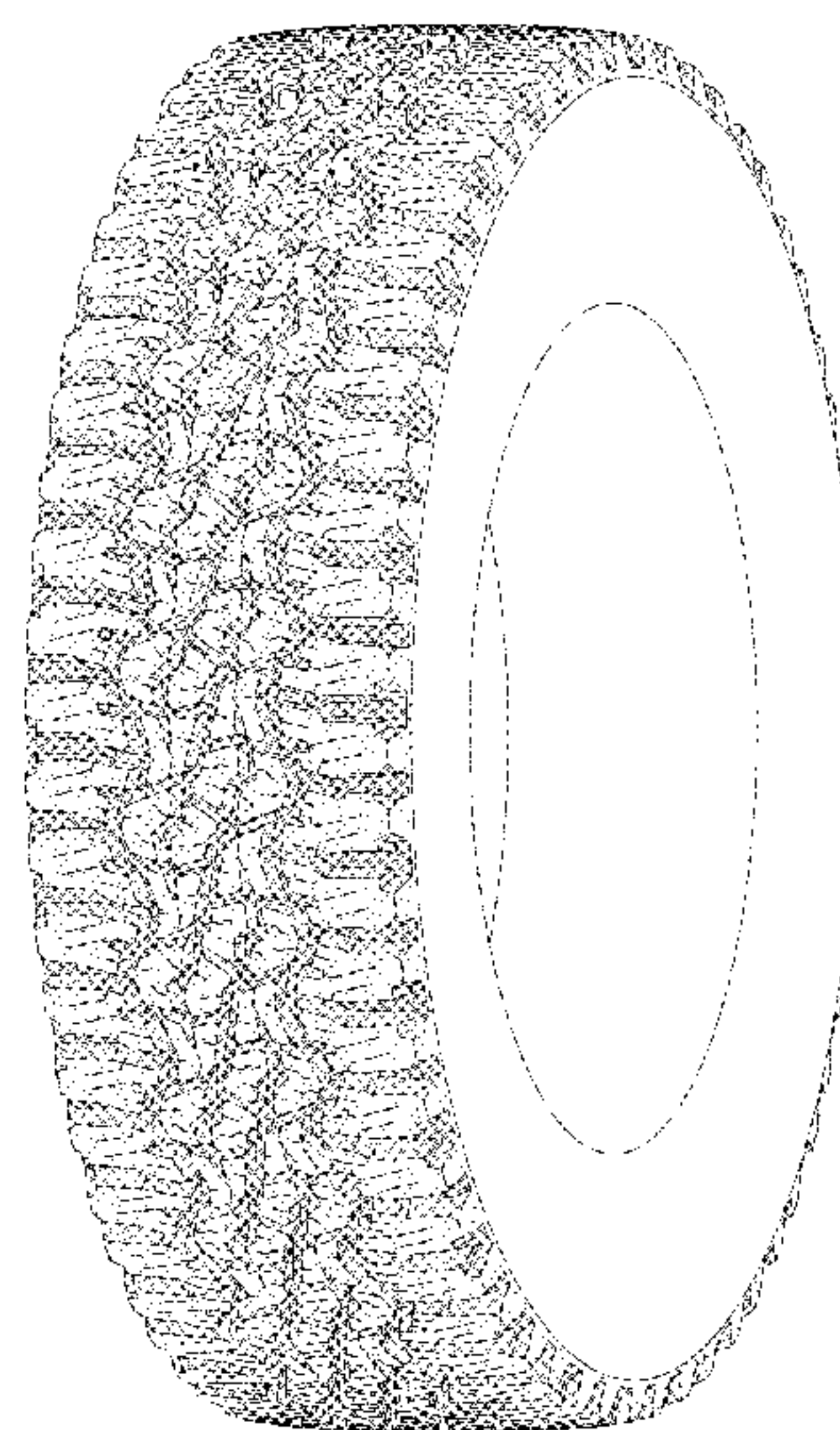
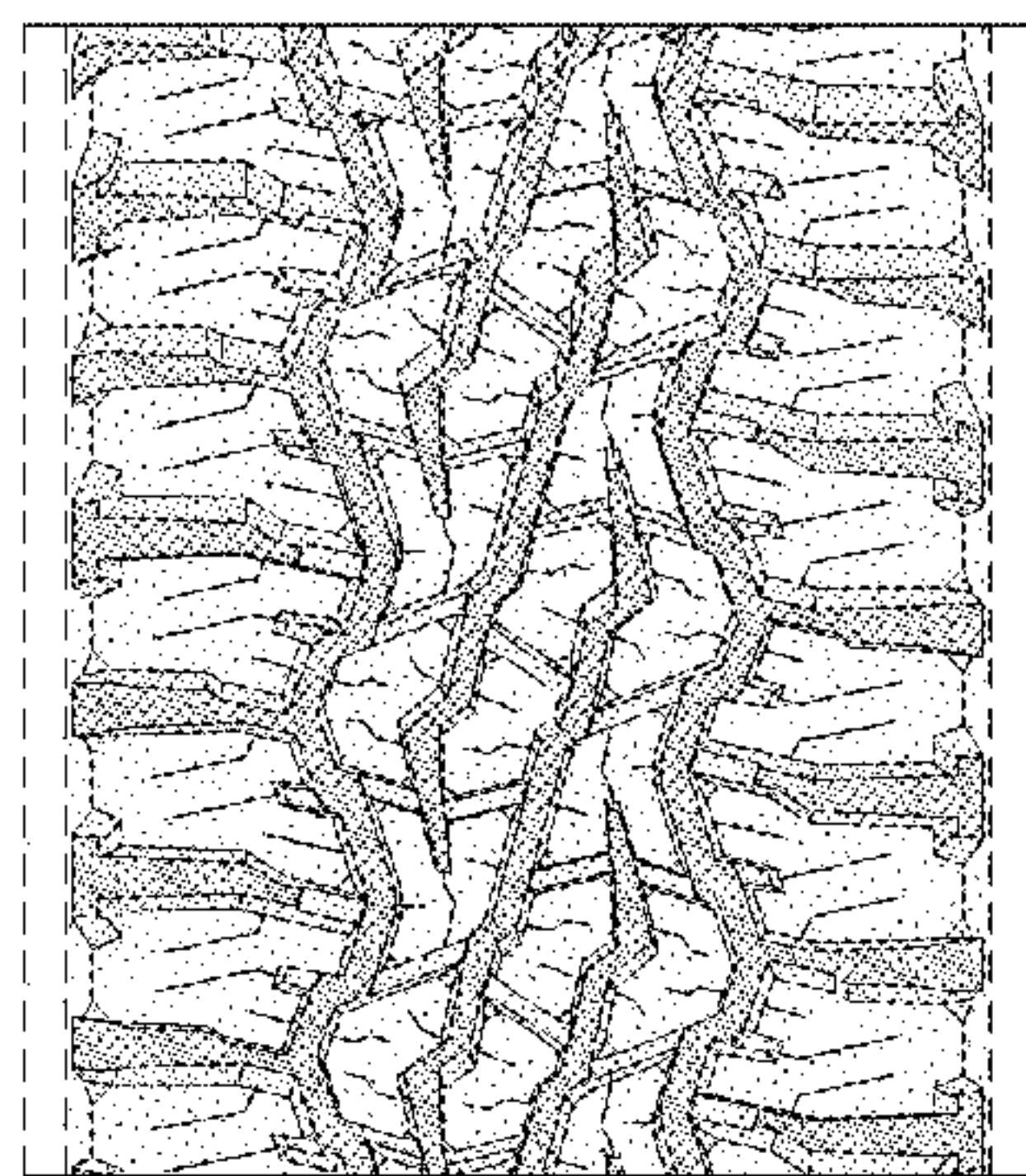
FIG. 3 is a right side elevational view thereof; the left side elevational view being identical thereto;

FIG. 4 is an enlarged fragmentary front elevational view thereof;

FIG. 5 is a perspective view of a second embodiment of a tire showing our new design, it being understood that the interior of the tire forms no part of the claim, that the pattern repeats uniformly throughout the circumference of the tread and that the opposite side view is identical thereto; and, FIG. 6 is a front elevational view of a second embodiment, it being understood that an enlarged fragmentary view thereof would be substantially identical to that shown in FIG. 4, with the exception of the inclusion of the sidewall in the claim.

In the drawings, the broken lines immediately adjacent to the outer edges of the tire shoulder represent boundaries of the claim, and the broken lines depict environmental subject matter only and form no part of the claimed design.

1 Claim, 6 Drawing Sheets



(56)

References Cited

U.S. PATENT DOCUMENTS

D628,958 S	12/2010	Fleckner	D12/600
D629,351 S	12/2010	Jacobs	D12/600
D667,367 S	9/2012	Bonko et al.	D12/600
D667,368 S	9/2012	Bonko et al.	D12/600
D682,190 S	5/2013	Uphouse et al.	D12/600
D713,328 S	9/2014	Umstot et al.	D12/579
D713,329 S	9/2014	Dixon et al.	D12/579
D728,457 S	5/2015	Reim et al.	D12/580
D729,150 S	5/2015	Jacobs et al.	D12/579
D729,155 S	5/2015	Jacobs	D12/600
D730,272 S	5/2015	Fleckner	D12/600
D732,467 S	6/2015	Schimmoeller et al.	D12/600
D736,694 S	8/2015	Jacobs	D12/594
D748,044 S	1/2016	Schuessler	D12/580
D763,781 S	8/2016	Ashton et al.	D12/579
D763,782 S	8/2016	Dixon et al.	D12/579
D766,166 S	9/2016	Uphouse	D12/579
D770,372 S	11/2016	Umstot	D12/604
D820,773 S *	6/2018	Maxwell	D12/544
D844,546 S *	4/2019	Sakamoto	D12/579
D845,886 S *	4/2019	Shondel	D12/579

* cited by examiner

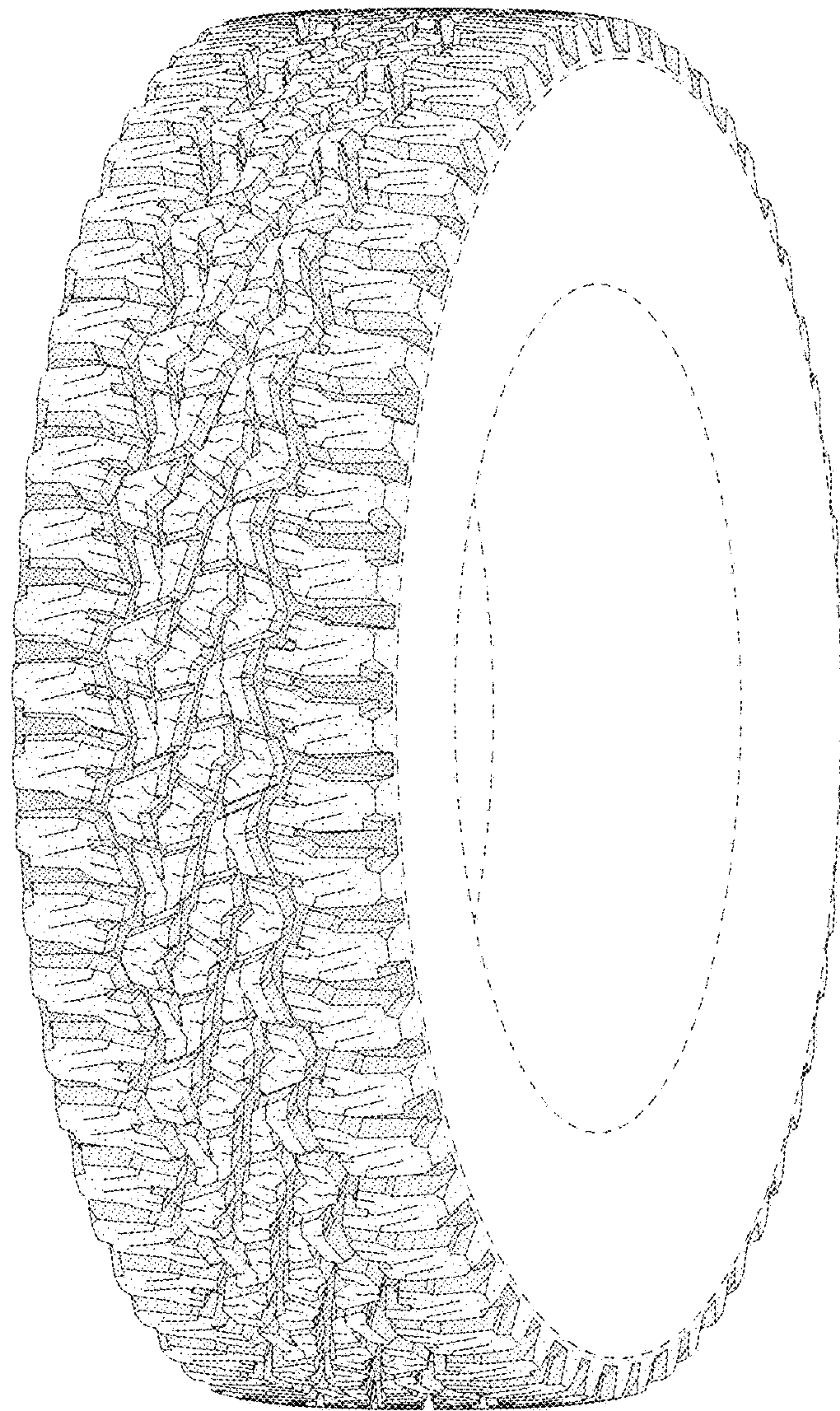


FIG - 1

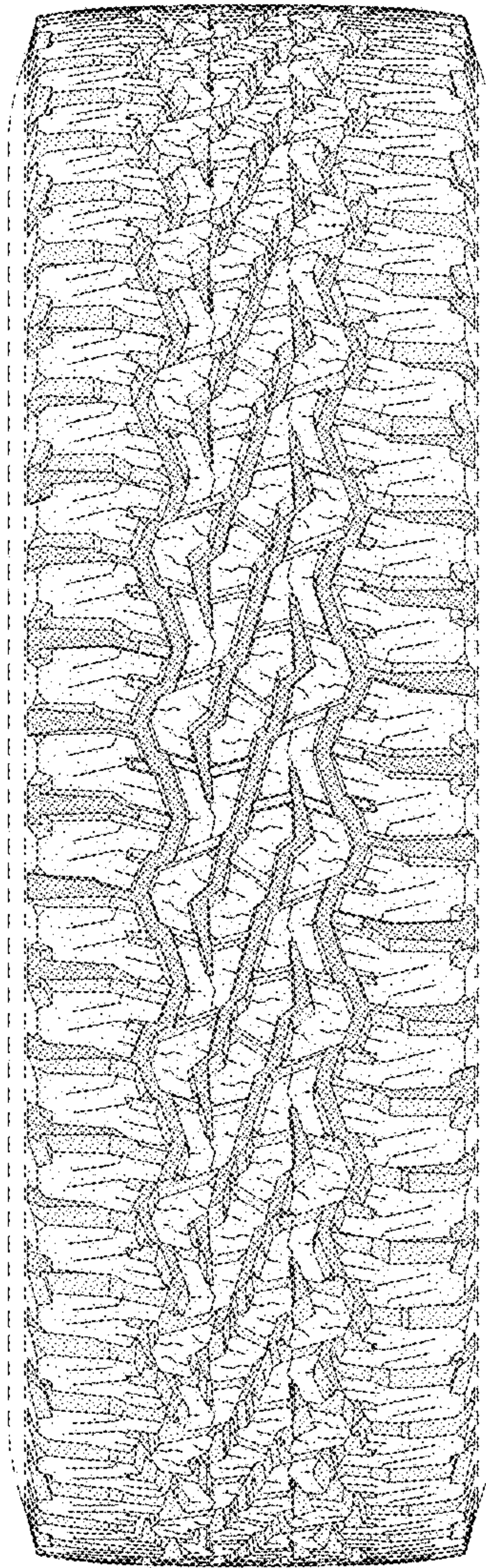


FIG - 2




FIG - 3

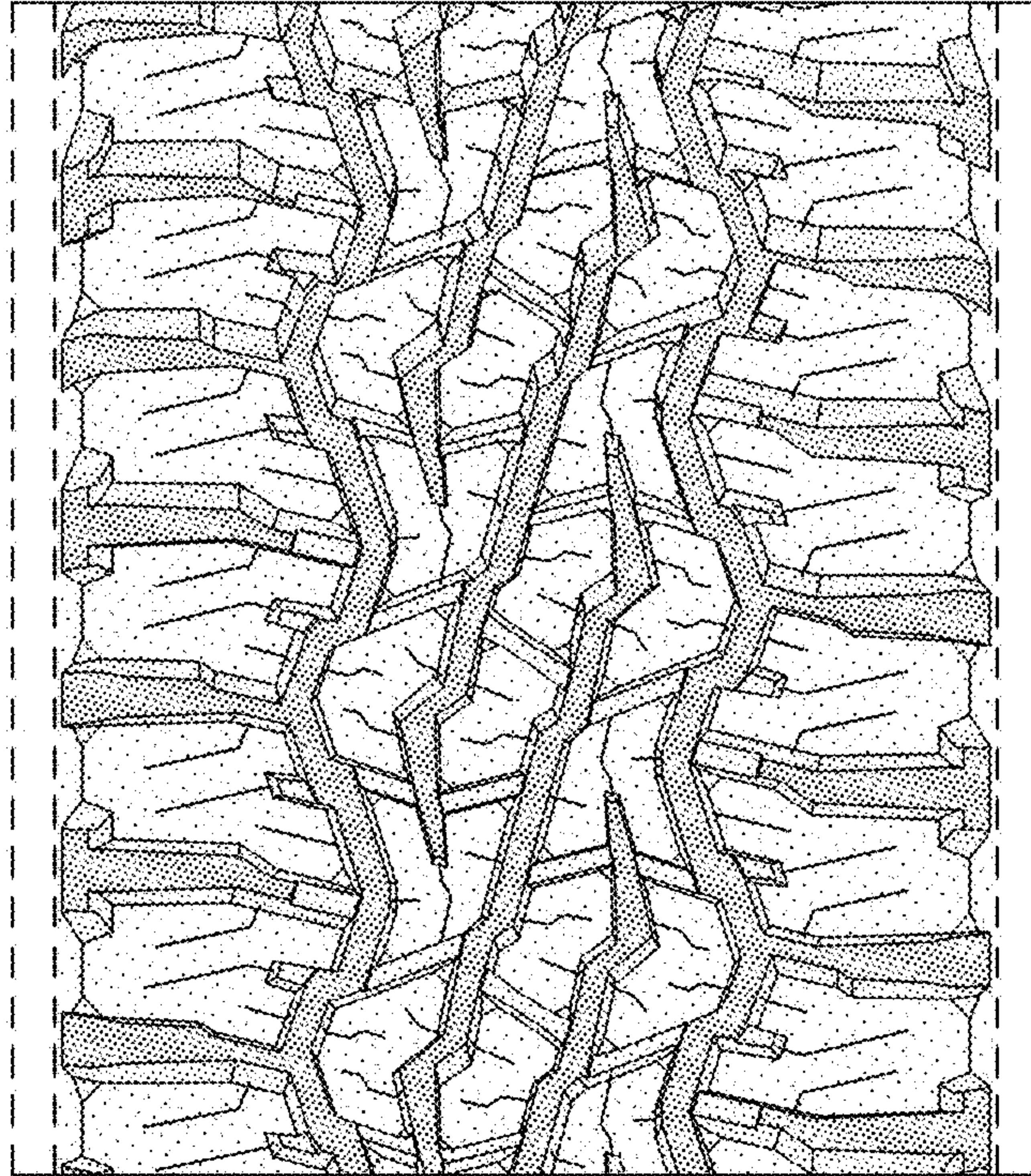


FIG - 4

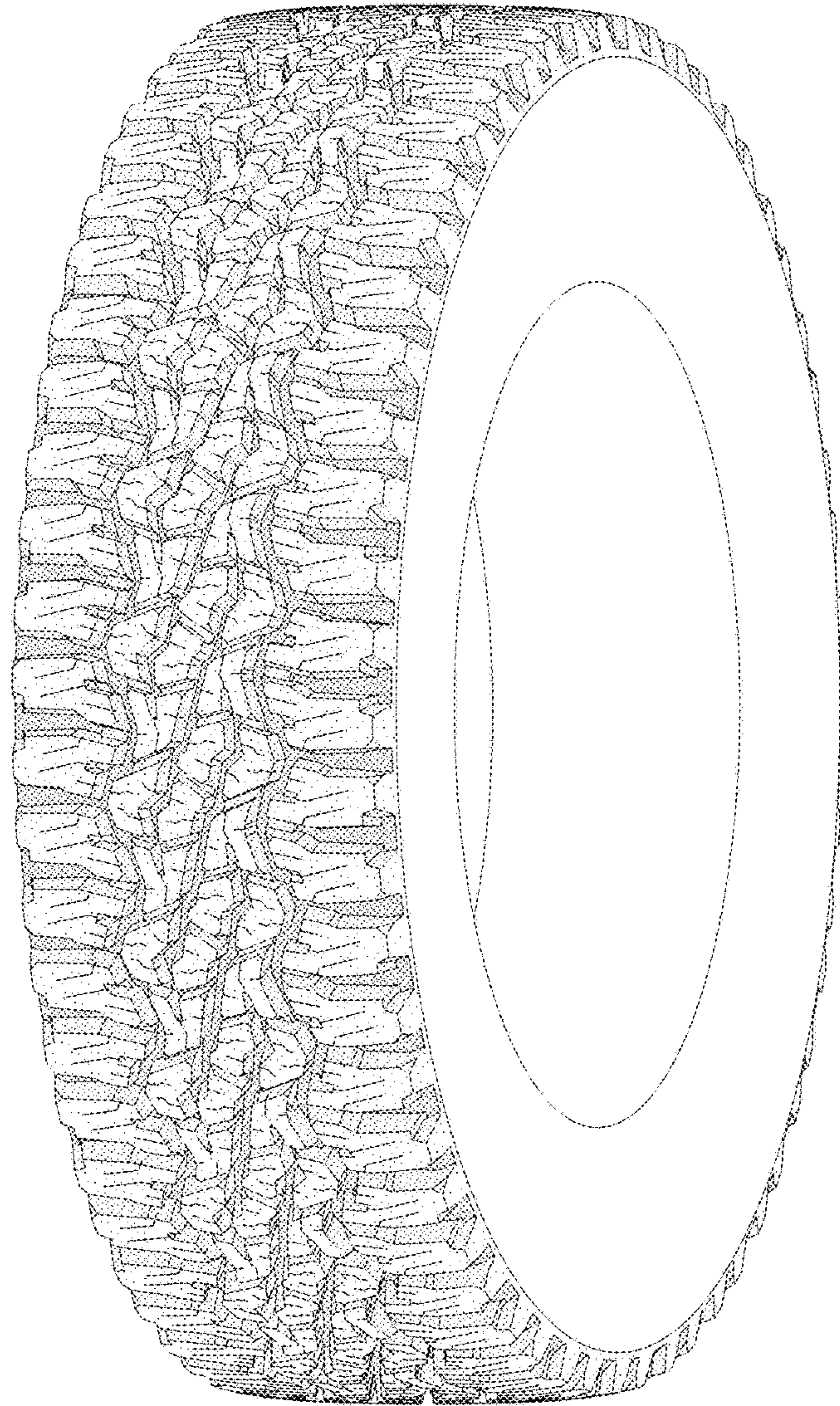


FIG - 5

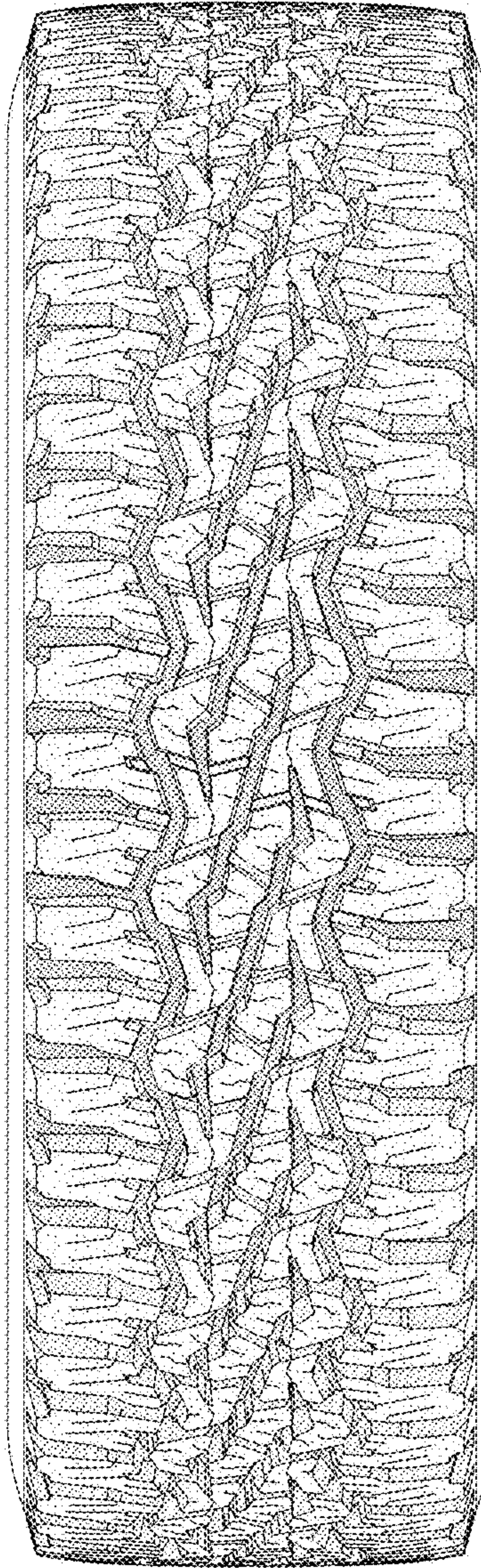


FIG - 6