



US00D861580S

(12) **United States Design Patent** (10) **Patent No.:** **US D861,580 S**
Ichiryu et al. (45) **Date of Patent:** **** Oct. 1, 2019**

(54) **TIRE FOR MOTORCYCLE**
 (71) Applicant: **SUMITOMO RUBBER INDUSTRIES, LTD.**, Kobe-shi, Hyogo (JP)
 (72) Inventors: **Yutaka Ichiryu**, Kobe (JP); **Masafumi Otani**, Kobe (JP); **Kazuki Fukushima**, Kobe (JP)
 (73) Assignee: **SUMITOMO RUBBER INDUSTRIES, LTD.**, Kobe-Shi, Hyogo (JP)

D226,641 S * 4/1973 Mills D12/569
 D238,665 S * 2/1976 Tomoda D12/569
 D246,640 S * 12/1977 Matsuda D12/572
 D246,641 S * 12/1977 Matsuda D12/572
 D251,421 S * 3/1979 Kasahara D12/569
 D251,553 S * 4/1979 Sato D12/572
 D252,142 S * 6/1979 Gill D12/569
 D262,874 S * 2/1982 Mendiola D12/569
 D272,730 S * 2/1984 Osawa D12/569
 D275,387 S * 9/1984 Fetty D12/572
 D301,327 S * 5/1989 Kobayashi D12/569
 D821,299 S * 6/2018 Nugier D12/591

* cited by examiner

Primary Examiner — George D. Kirschbaum

Assistant Examiner — Joseph J Kukella

(74) *Attorney, Agent, or Firm* — Birch, Stewart, Kolasch & Birch, LLP

(**) Term: **15 Years**

(21) Appl. No.: **29/664,234**

(22) Filed: **Sep. 24, 2018**

(51) **LOC (12) Cl.** **12-15**

(52) **U.S. Cl.**
USPC **D12/570**

(58) **Field of Classification Search**
USPC D12/568–603
CPC .. B60C 11/0306; B60C 11/0311; B60C 11/11;
B60C 2200/10; B60C 2011/0339; B60C
2011/0341; B60C 2011/0346; B60C
2011/0348

See application file for complete search history.

(56) **References Cited**

U.S. PATENT DOCUMENTS

D54,408 S * 2/1920 Gates D12/569
 D212,664 S * 11/1968 Barton D12/570

(57) **CLAIM**

The ornamental design for a tire for motorcycle, as shown and described.

DESCRIPTION

FIG. 1 is a front perspective view of a tire for motorcycle showing our new design;
 FIG. 2 is a front view thereof;
 FIG. 3 is a left side view thereof;
 FIG. 4 is a rear view thereof;
 FIG. 5 is a right side view thereof;
 FIG. 6 is a bottom view thereof;
 FIG. 7 is a top view thereof; and,
 FIG. 8 is a partial enlarged view of FIG. 2.

1 Claim, 8 Drawing Sheets





FIG. 1




FIG. 2




FIG. 3




FIG. 4




FIG. 5




FIG. 6



FIG. 7




FIG. 8