

US00D861574S

(12) **United States Design Patent** (10) **Patent No.:** **US D861,574 S**  
**Serres** (45) **Date of Patent:** **\*\* Oct. 1, 2019**

(54) <b>AIRCRAFT STAIR HAVING A LIGHTING PATTERN PROJECTED ONTO IT</b>	D591,665 S	5/2009	Saint-Jalmes et al.
	7,677,494 B2 *	3/2010	Yada ..... B64C 1/143 14/71.1
(71) Applicant: <b>BOMBARDIER INC.</b> , Dorval (CA)	D621,961 S	8/2010	Gardner
	7,954,973 B1	6/2011	Holland et al.
(72) Inventor: <b>Patrick Serres</b> , Montreal (CA)	8,419,205 B1	4/2013	Schmuckle
	9,033,277 B2 *	5/2015	Berthoud ..... E05D 13/123 244/118.3
(73) Assignee: <b>BOMBARDIER INC.</b> , Dorval (CA)	9,238,941 B2 *	1/2016	Ellement ..... E06C 7/02
	9,447,638 B2 *	9/2016	Hedley ..... E06C 5/02

(\*\*) Term: **15 Years**

(21) Appl. No.: **29/612,279**

(22) Filed: **Jul. 31, 2017**

(51) **LOC (12) Cl.** ..... **12-01**

(52) **U.S. Cl.**  
USPC ..... **D12/345**

(58) **Field of Classification Search**  
USPC ..... D12/319, 345; D26/1  
CPC ... B64C 1/143; B64C 1/24; E06C 5/02; E06C  
7/02; E05D 13/123  
See application file for complete search history.

(56) **References Cited**

**U.S. PATENT DOCUMENTS**

2,531,263 A *	11/1950	Fink	..... B64C 1/24 105/447
4,086,726 A *	5/1978	Moses	..... B64C 1/24 244/129.5
4,612,606 A	9/1986	Roberts	
5,430,627 A	7/1995	Nagano	
5,749,643 A	5/1998	Porter et al.	
RE37,113 E	3/2001	Shimada	
6,554,226 B2 *	4/2003	Bold	..... B64C 1/143 244/117 R

**FOREIGN PATENT DOCUMENTS**

JP 2000106030 A 4/2000

\* cited by examiner

*Primary Examiner* — Brian N. Vinson

(74) *Attorney, Agent, or Firm* — Norton Rose Fulbright  
Canada LLP

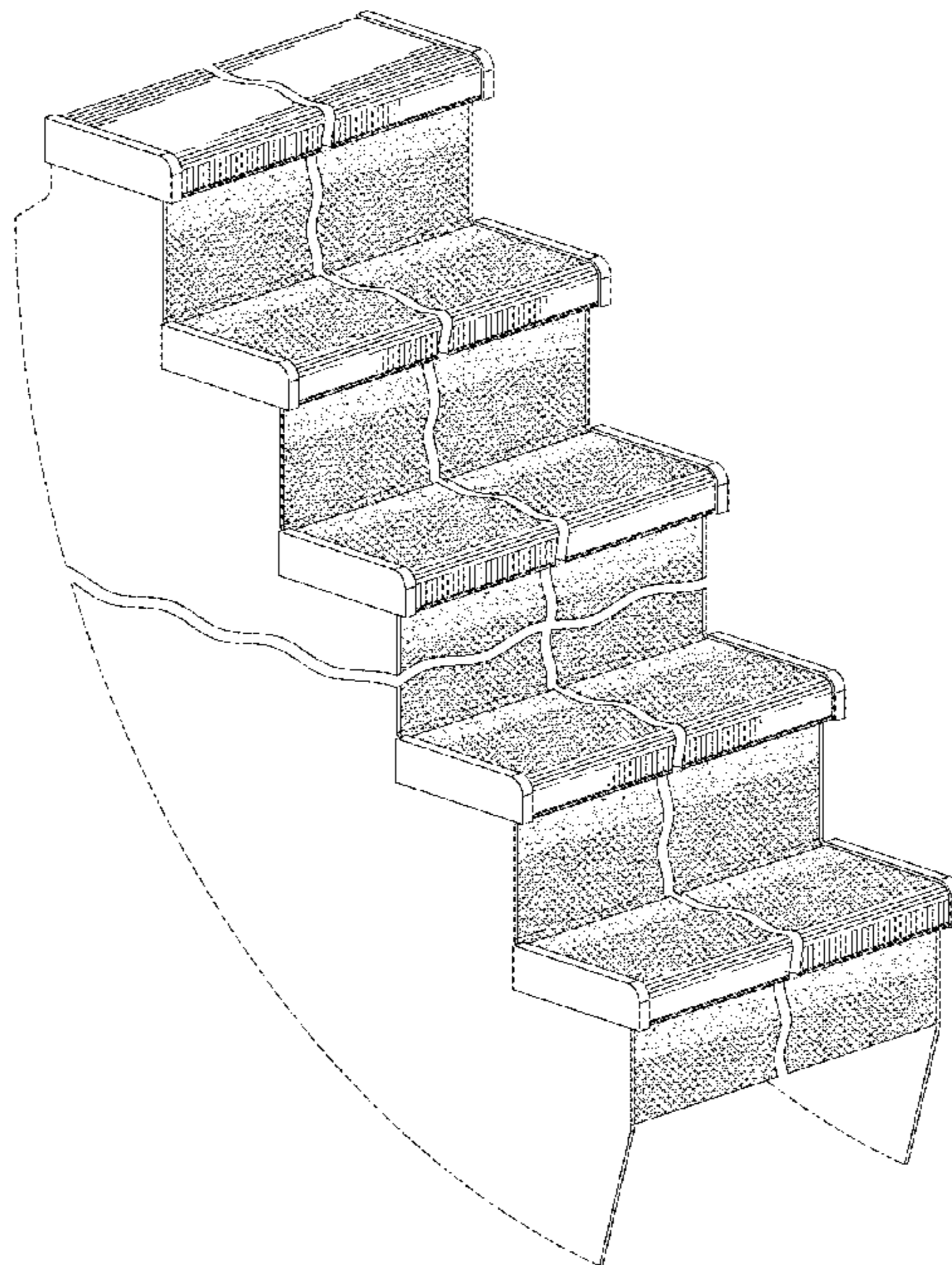
(57) **CLAIM**

The ornamental design for an aircraft stair having a lighting pattern projected onto it, as shown and described.

**DESCRIPTION**

FIG. 1 is a front tridimensional view of the aircraft stair having a lighting pattern projected onto it in accordance with the present design;  
FIG. 2 is a front elevational view thereof;  
FIG. 3 is a top plan view thereof;  
FIG. 4 is a left or right side elevational view thereof; and,  
FIG. 5 is another front tridimensional view thereof.

**1 Claim, 5 Drawing Sheets**



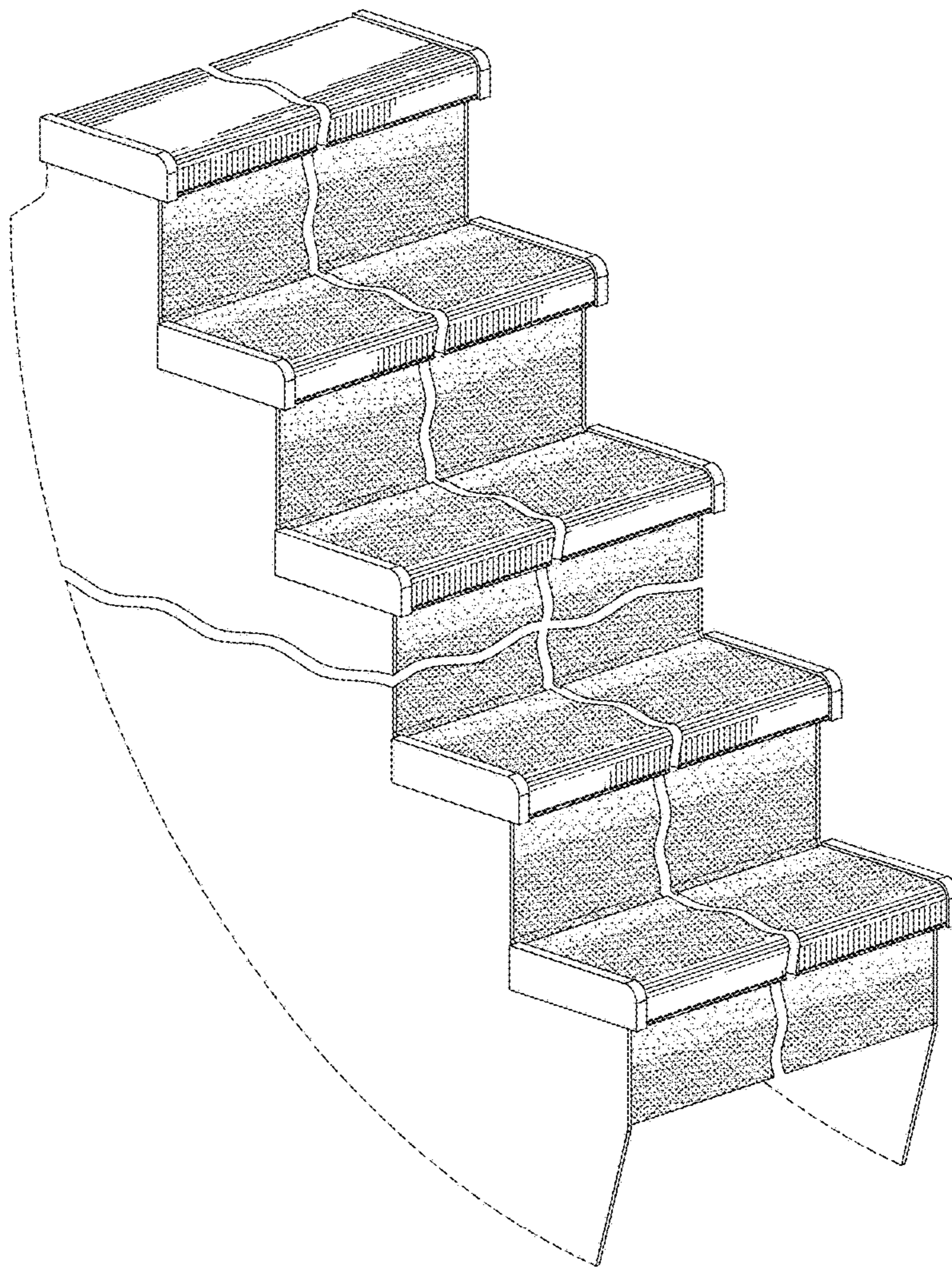


FIG. 1



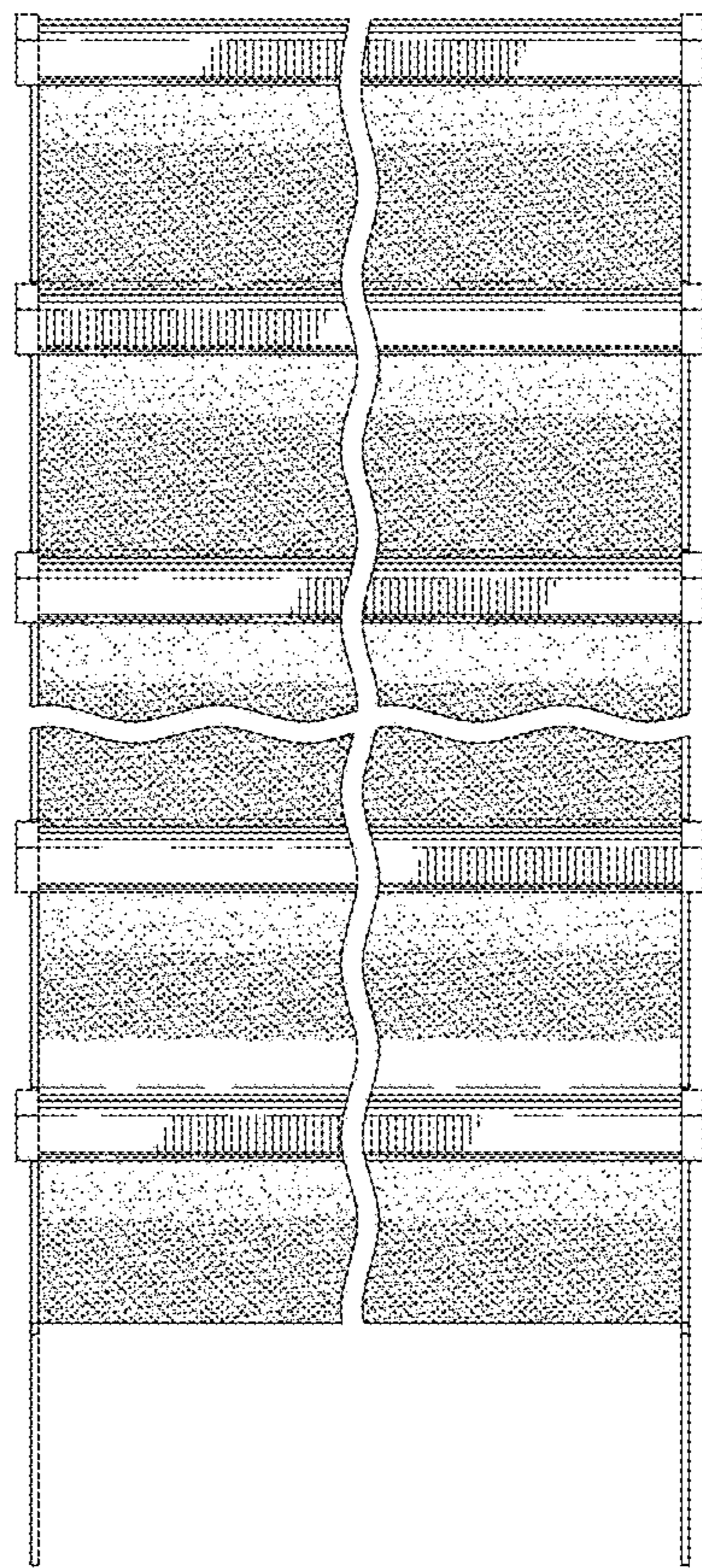


FIG. 2

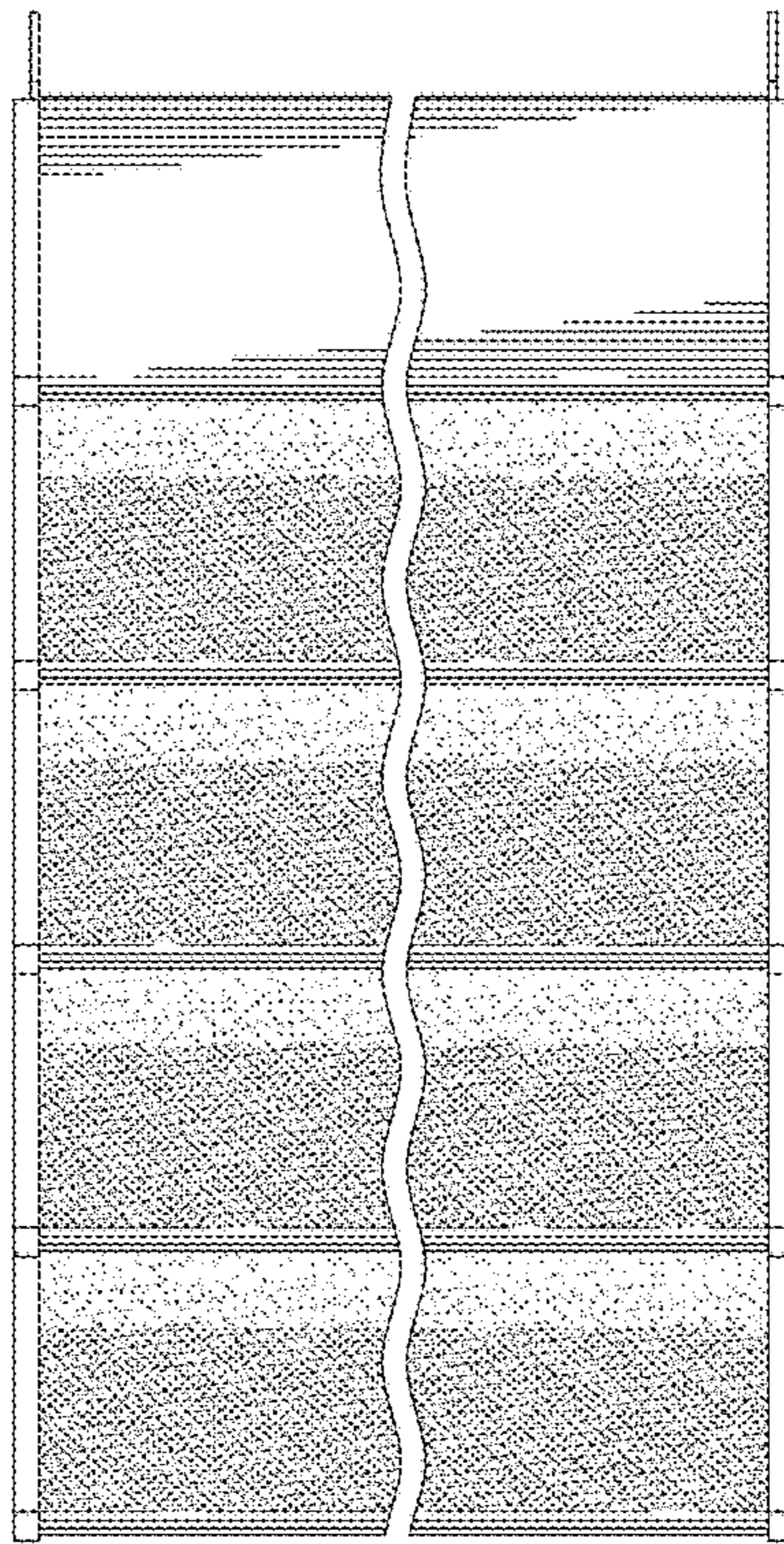


FIG. 3

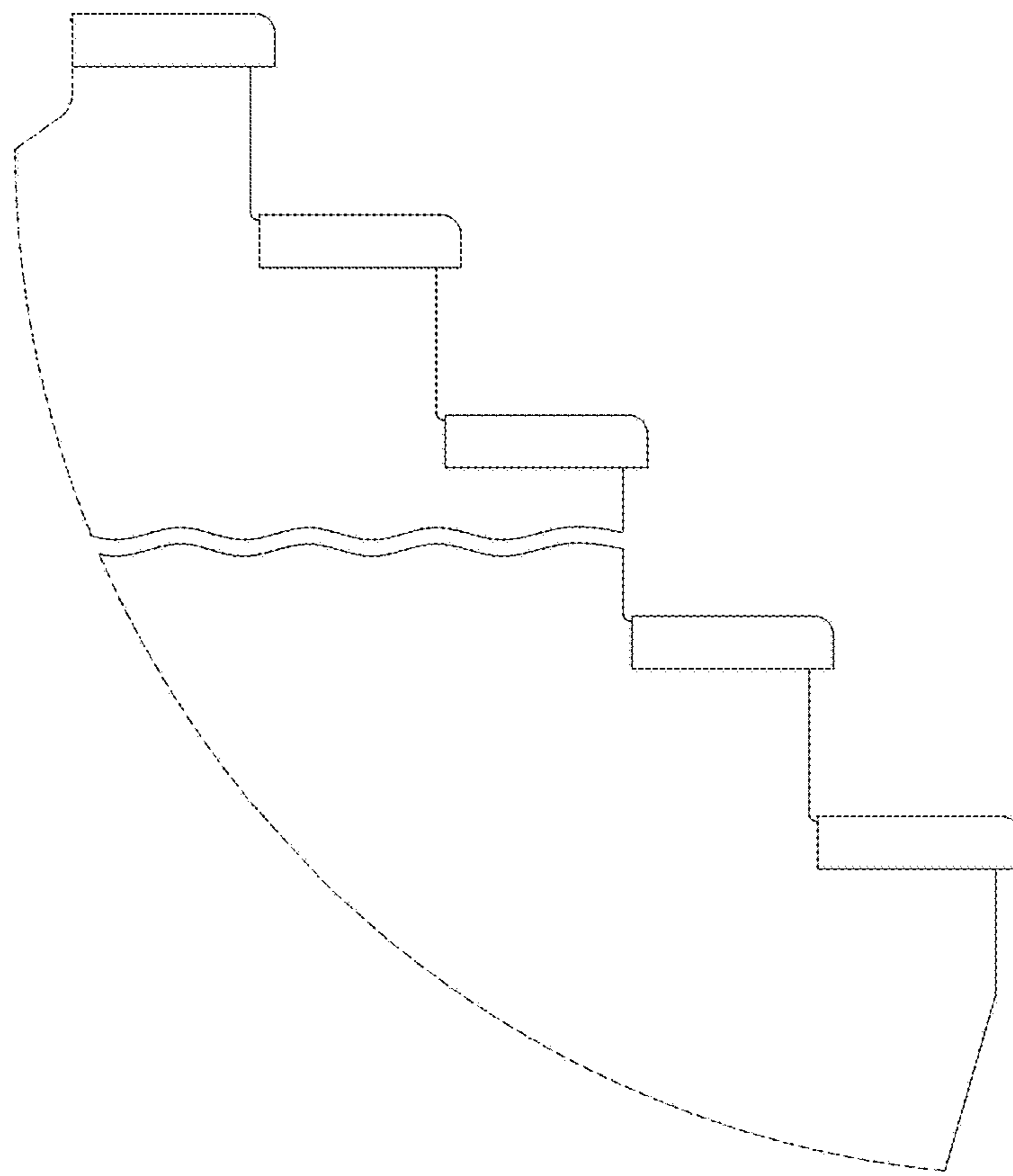


FIG. 4



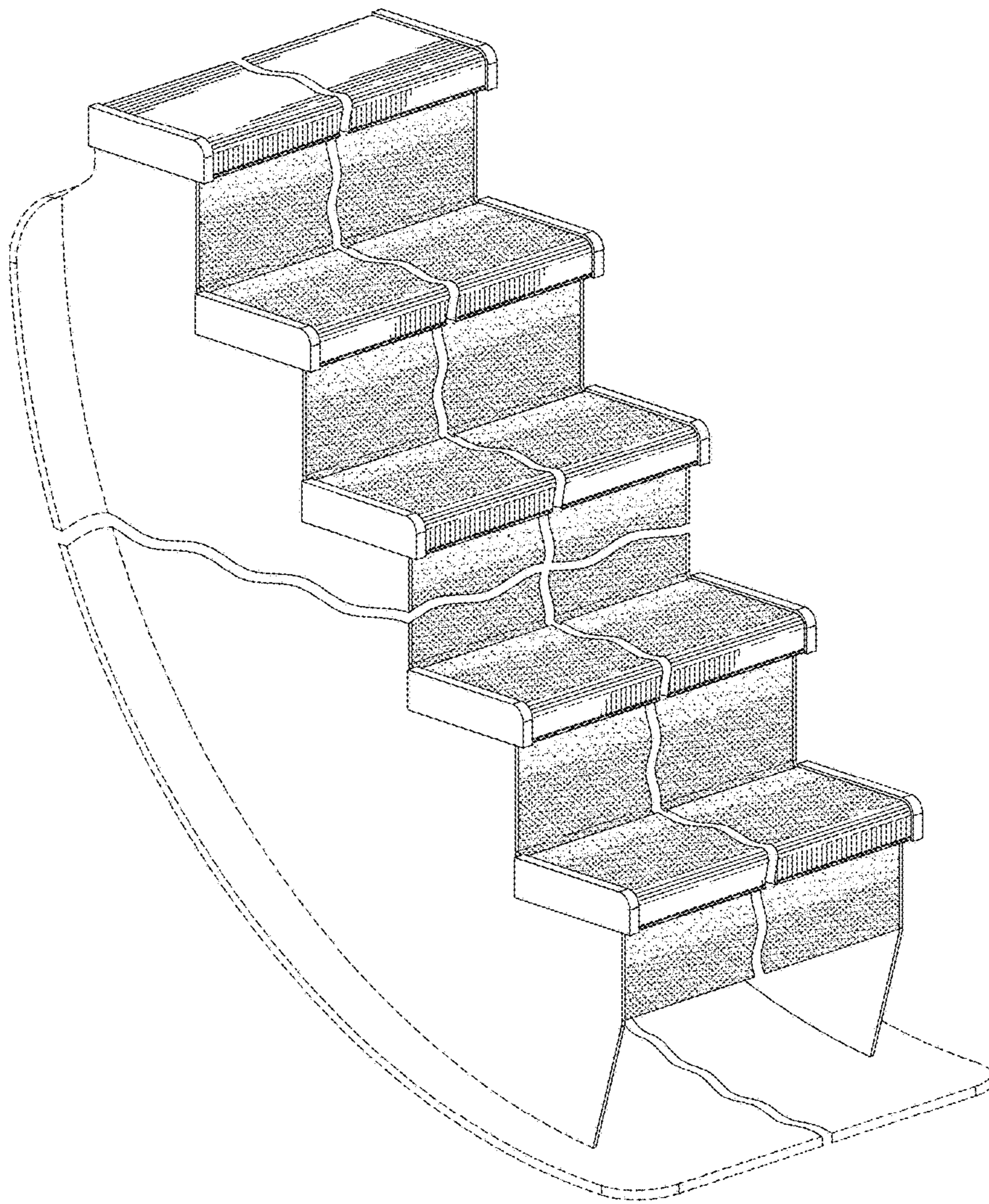


FIG. 5