



US00D861565S

(12) **United States Design Patent**
Khachatryan

(10) **Patent No.:** **US D861,565 S**
(45) **Date of Patent:** **** Oct. 1, 2019**

(54) **VEHICLE WHEEL, TOY VEHICLE WHEEL,
AND/OR REPLICAS THEREOF**

(71) Applicant: **Bayerische Motoren Werke
Aktiengesellschaft, Munich (DE)**

(72) Inventor: **David Khachatryan, Munich (DE)**

(73) Assignee: **Bayerische Motoren Werke
Aktiengesellschaft, Munich (DE)**

(**) Term: **15 Years**

(21) Appl. No.: **29/639,819**

(22) Filed: **Mar. 9, 2018**

(30) **Foreign Application Priority Data**

Sep. 15, 2017 (DE) 40 2017 101 038

(51) **LOC (12) Cl.** **12-16**

(52) **U.S. Cl.**
USPC **D12/209**

(58) **Field of Classification Search**
USPC D12/204–213
CPC B60B 7/00; B60B 7/02; B60B 7/04; B60B
7/01; B60B 7/06; B60B 3/02; B60B 3/04;
B60B 3/06; B60B 3/10; B60B 1/00;
B60B 1/08; B60B 1/10; B60B 1/12
See application file for complete search history.

(56) **References Cited**

U.S. PATENT DOCUMENTS

D419,942 S	2/2000	Lampkin	
D491,124 S *	6/2004	Rice	D12/209
D512,007 S *	11/2005	Sze	D12/209
D551,609 S	9/2007	Hettler	
D560,585 S *	1/2008	Blasi	D12/209
D581,853 S *	12/2008	Rak	D12/211
D585,805 S *	2/2009	Friedrich	D12/209

D618,152 S	6/2010	Juergens et al.	
D677,206 S *	3/2013	Garbas	D12/209
D680,483 S *	4/2013	Zhao	D12/209
D734,704 S *	7/2015	Juergens	D12/211
D737,748 S *	9/2015	Henstridge	D12/209
D753,043 S *	4/2016	Pollmann	D12/209
D754,552 S *	4/2016	Chi	D10/69
D754,582 S *	4/2016	Kobayashi	D12/209
D756,876 S *	5/2016	Rueckheim	D12/209
D757,624 S *	5/2016	Hammoud	D12/209
D761,181 S *	7/2016	Bucher	D12/209
D763,764 S *	8/2016	Dunford	D12/209
D777,076 S *	1/2017	Trpinac	D12/211
D781,199 S *	3/2017	Dionisopoulos	D12/209
D782,383 S *	3/2017	Owens	D12/209

(Continued)

FOREIGN PATENT DOCUMENTS

EM	000010442-0005	7/2003
EM	000273651-0001	3/2005

(Continued)

Primary Examiner — Stacia A Cadmus
(74) *Attorney, Agent, or Firm* — Crowell & Moring LLP


(57) **CLAIM**

The ornamental design for a vehicle wheel, toy vehicle wheel, and/or replicas thereof, as shown and described.

DESCRIPTION

FIG. 1 is a perspective view of a vehicle wheel, toy vehicle wheel, and/or replicas thereof according to the design; FIG. 2 is an additional perspective view thereof; FIG. 3 is an additional perspective view thereof; FIG. 4 is a front view thereof; FIG. 5 is a rear view thereof in a lighter gray scale, representing environmental features that form no part of the claimed design; and, FIG. 6 is a side view thereof.

1 Claim, 6 Drawing Sheets



(56)

References Cited

U.S. PATENT DOCUMENTS

D791,036 S *	7/2017	Owens	D12/209
D791,047 S *	7/2017	Bucher	D12/211
D797,025 S *	9/2017	Khachatryan	D12/209
D800,044 S *	10/2017	Ghobrial	D12/209
D817,246 S *	5/2018	Andoh	D12/209
D842,204 S *	3/2019	Khachatryan	D12/209
D842,794 S *	3/2019	Khachatryan	D12/209
D843,292 S *	3/2019	Juergens	D12/209
D843,302 S *	3/2019	Khachatryan	D12/209

FOREIGN PATENT DOCUMENTS

EM	000510698-0002	6/2006
EM	000624812-0004	3/2008
EM	001636978-0001	11/2010
WO	WO DM/046360	3/1999

* cited by examiner



Fig. 1



Fig. 2



Fig. 3



Fig. 4




Fig. 5




Fig. 6