



US00D861555S

(12) **United States Design Patent** (10) **Patent No.:** **US D861,555 S**
Stopka (45) **Date of Patent:** **** Oct. 1, 2019**

(54) **FRONT BUMPER FOR MOTOR VEHICLE**

(71) Applicant: **Dr. Ing. h.c. F. Porsche Aktiengesellschaft, Stuttgart (DE)**

(72) Inventor: **Thomas Stopka, Pforzheim (DE)**

(73) Assignee: **Dr. Ing. h.c. F. Porsche Aktiengesellschaft (DE)**

(**) Term: **15 Years**

(21) Appl. No.: **29/666,246**

(22) Filed: **Oct. 11, 2018**

(30) **Foreign Application Priority Data**

Apr. 13, 2018 (DE) 40 2018 100 391

(51) **LOC (12) Cl.** **12-16**

(52) **U.S. Cl.**
USPC **D12/169**

(58) **Field of Classification Search**
USPC D12/169, 164, 196, 171, 163, 86, 90-92;
293/102, 113, 115, 117, 120; 296/180.1,
296/180.2

CPC B60R 19/02; B60R 19/04; B62D 25/08
See application file for complete search history.

(56) **References Cited**

U.S. PATENT DOCUMENTS

D659,603 S 5/2012 Varga
D659,604 S 5/2012 Varga
D659,607 S 5/2012 Robinson
D680,474 S 4/2013 Scheinhütte
D682,754 S 5/2013 Robinson
D688,988 S 9/2013 Varga
D695,161 S 12/2013 Scheinhütte
D695,163 S 12/2013 Scheinhütte
D701,152 S 3/2014 Saracoglu

D712,803 S 9/2014 Scheinhütte
D712,804 S 9/2014 Scheinhütte
D733,623 S 7/2015 Robinson
D754,575 S 4/2016 Varga
D768,040 S * 10/2016 Stopka D12/169
D771,531 S 11/2016 Varga
D775,558 S 1/2017 Varga
D775,559 S 1/2017 Varga
D777,617 S * 1/2017 Platto et al. D12/169
D787,385 S 5/2017 Varga
D805,008 S 12/2017 Scheinhütte

OTHER PUBLICATIONS

Design U.S. Appl. No. 29/665,955, by Baum, filed Oct. 9, 2018.

* cited by examiner

Primary Examiner — Melody N Brown

(74) *Attorney, Agent, or Firm* — RatnerPrestia

(57) **CLAIM**

The ornamental design for a front bumper for motor vehicle, as shown and described.

DESCRIPTION

FIG. 1 is a top and right side perspective view of a front bumper for motor vehicle showing my new design; FIG. 2 is a bottom and right side perspective view thereof; FIG. 3 is a front elevation view thereof; FIG. 4 is a right side elevation view thereof, the left side being a mirror image thereof; FIG. 5 is a top plan view thereof; and, FIG. 6 is a bottom plan view thereof. The broken line showing of the front bumper for motor vehicle is for the purpose of illustrating portions of the front bumper for motor vehicle and forms no part of the claimed design.

1 Claim, 4 Drawing Sheets






FIG. 1




FIG. 2




FIG. 3




FIG. 4




FIG. 5




FIG. 6