

US00D861530S

(12) **United States Design Patent** (10) **Patent No.:** **US D861,530 S**
Bigham et al. (45) **Date of Patent:** **** Oct. 1, 2019**

(54) **APPAREL ORNAMENTATION PIN**

D130,726 S 12/1941 Katz
2,336,103 A * 12/1943 Lane A44C 1/00
24/6

(71) Applicants: **William H Bigham**, Aurora, IL (US);
Shirley Ann Williams, Martin, TN
(US)

D138,521 S 8/1944 Philippe
D142,489 S 10/1945 Morrow
D147,067 S 7/1947 Philippe
D147,750 S 10/1947 Kaufman
D148,364 S 1/1948 Katz
D149,020 S * 3/1948 Philippe D11/77
D150,549 S 8/1948 Chernow
D150,962 S 9/1948 Katz
2,587,502 A * 2/1952 McMahon D04D 7/10
2/244

(72) Inventors: **William H Bigham**, Aurora, IL (US);
Shirley Ann Williams, Martin, TN
(US)

(**) Term: **15 Years**

(21) Appl. No.: **29/655,962**

D173,749 S 12/1954 Katz
(Continued)

(22) Filed: **Jul. 9, 2018**

Primary Examiner — Melanie Pellegrini
(74) *Attorney, Agent, or Firm* — Loletta Darden

Related U.S. Application Data

(63) Continuation-in-part of application No. 29/532,221,
filed on Jul. 2, 2015, now abandoned.

(51) **LOC (12) Cl.** **11-01**

(52) **U.S. Cl.**
USPC **D11/47; D11/74**

(58) **Field of Classification Search**
USPC D11/1, 2, 26, 30, 40–86, 95–99, 200;
D2/500, 501

CPC .. A44C 1/00; A44C 3/00; A44C 3/001; A44C
3/002; A44C 3/004; A44C 3/005; A44C
3/007; A44C 3/008; A44C 7/00; A44C
7/002; A44C 7/003; A44C 7/005; A44C
25/00; A44C 25/001; A44C 25/002; A44C
25/007

See application file for complete search history.

(56) **References Cited**

U.S. PATENT DOCUMENTS

D90,452 S 8/1933 Rosenberg
D111,769 S 10/1938 Karples
D117,557 S 7/1939 Karples
D126,077 S 3/1941 Kirschman
D129,851 S * 10/1941 Philippe D11/77

(57) **CLAIM**

We claim the ornamental design for an apparel ornamenta-
tion pin, as shown and described.

DESCRIPTION

FIG. 1 is a perspective view of an apparel ornamentation pin
showing the new design.

FIG. 2 is a front view of the apparel ornamentation pin
shown in FIG. 1.

FIG. 3 is a rear view of the apparel ornamentation pin shown
in FIG. 1.

FIG. 4 is a left elevation view of the ornamentation pin
shown in FIG. 1.

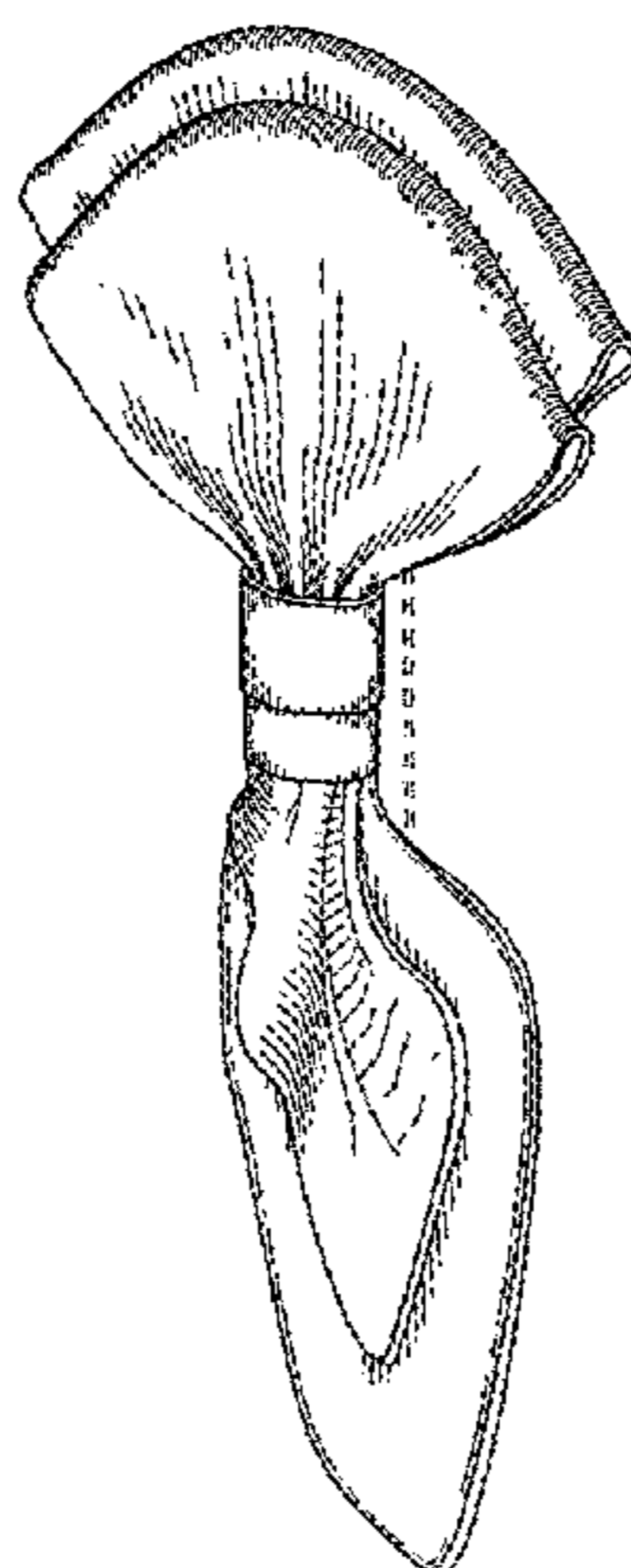
FIG. 5 is a right elevation view of the ornamentation pin
shown in FIG. 1.

FIG. 6 is a top view of the ornamentation pin shown in FIG.
1; and,

FIG. 7 is a bottom view of the ornamentation pin shown in
FIG. 1.

The broken lines shown in the drawings illustrate portions of
the apparel ornamentation pin that form no part of the
claimed design.

1 Claim, 2 Drawing Sheets



(56)

References Cited

U.S. PATENT DOCUMENTS

D378,904 S 4/1997 Sciuto
D451,013 S * 11/2001 Bridwell D1/102
D761,686 S 7/2016 Conner

* cited by examiner

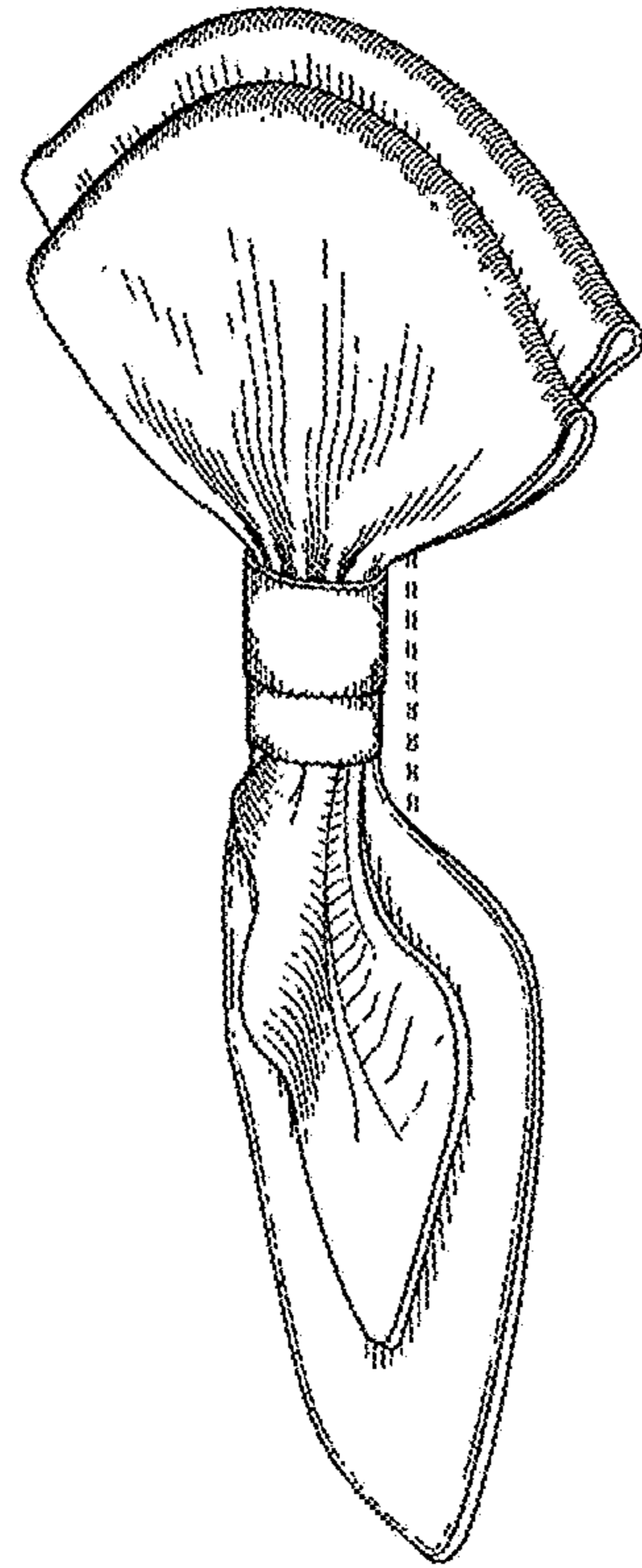


FIG. 1

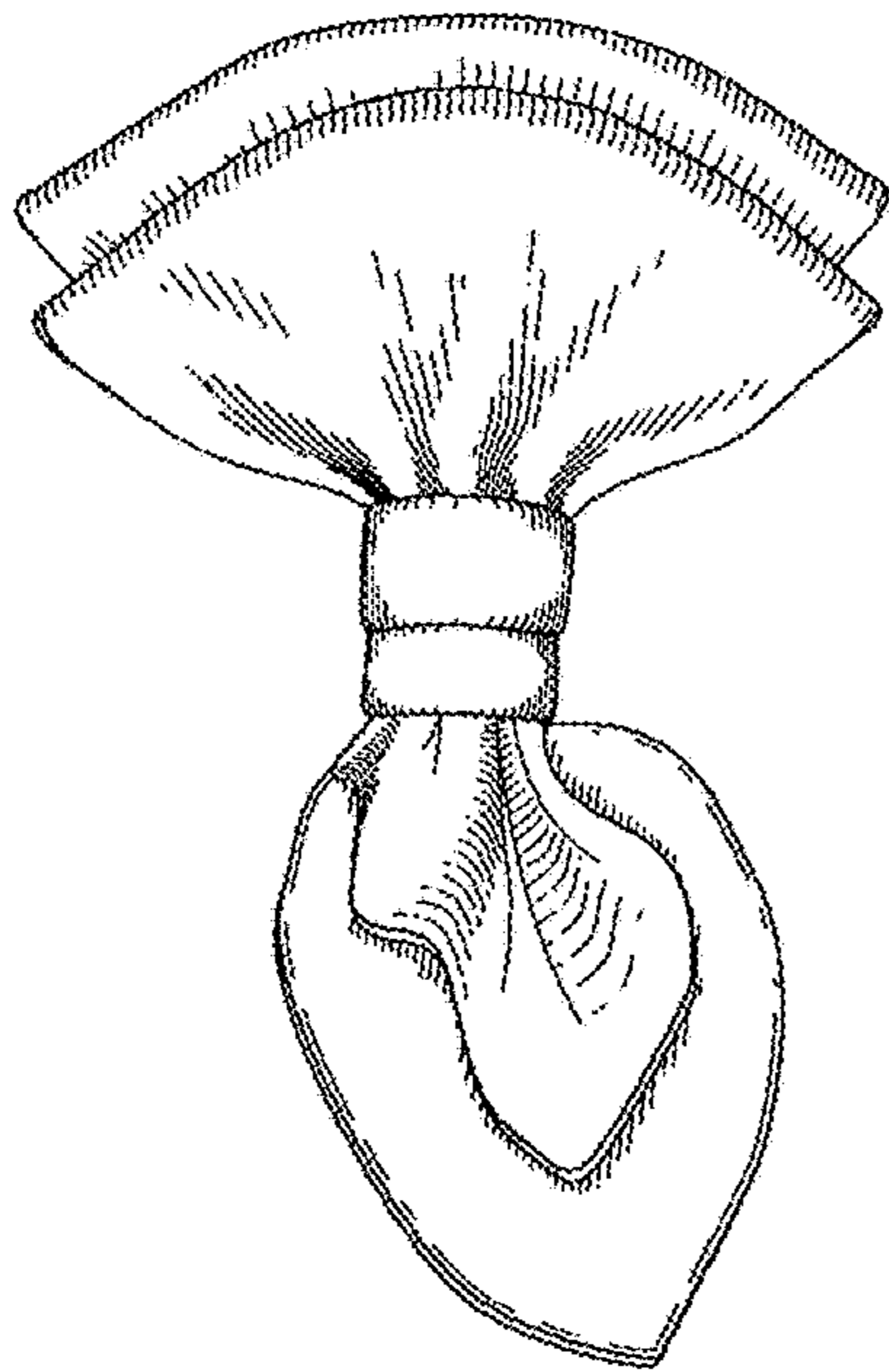


FIG. 2

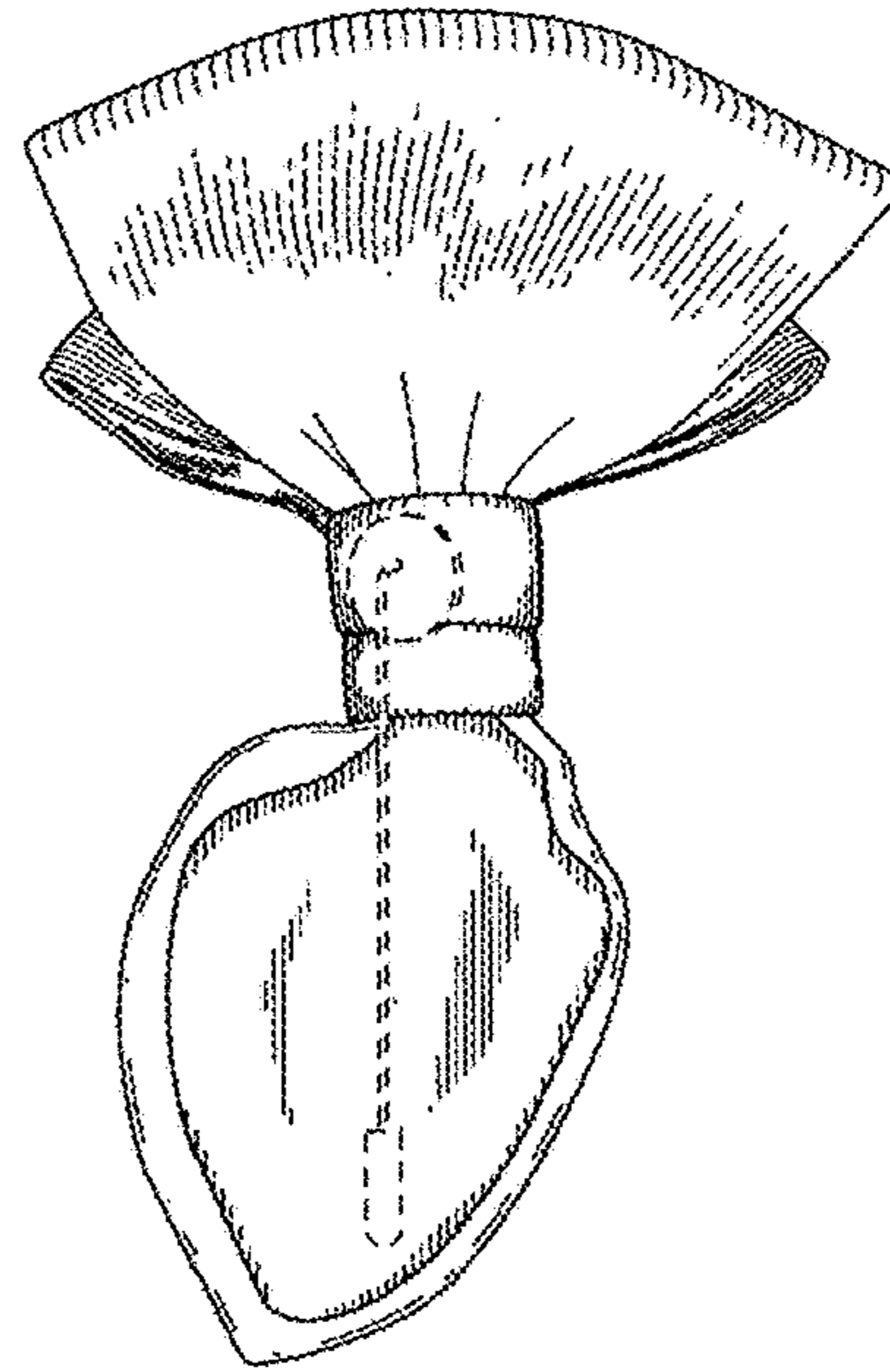


FIG. 3

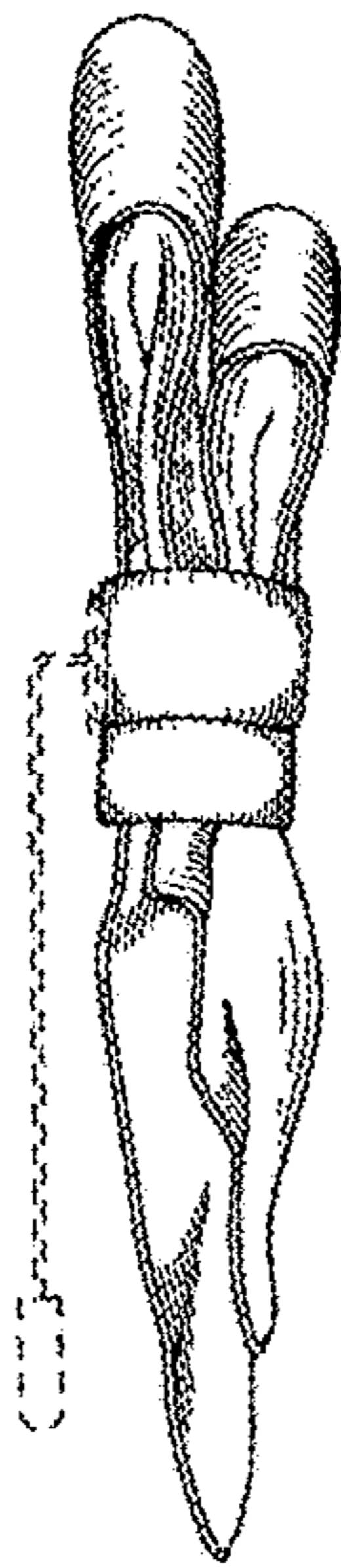


FIG. 4




FIG. 5



FIG. 6




FIG. 7