



US00D861529S

(12) **United States Design Patent** (10) **Patent No.:** **US D861,529 S**
Herz (45) **Date of Patent:** **** Oct. 1, 2019**

(54) **CANVAS WATCH BAND**
(71) Applicant: **Scott Austin Herz**, Austin, TX (US)
(72) Inventor: **Scott Austin Herz**, Austin, TX (US)
(73) Assignee: **Natowatchbands.com, LLC**, Austin, TX (US)
(**) Term: **15 Years**
(21) Appl. No.: **29/612,912**
(22) Filed: **Aug. 4, 2017**
(51) **LOC (12) Cl.** **11-01**
(52) **U.S. Cl.**
USPC **D11/3**
(58) **Field of Classification Search**
USPC D11/1-33; D10/31, 32, 38, 70;
D14/344; D24/167, 184
CPC A44C 5/00; A44C 5/0007; A44C 5/0015;
A44C 5/0023; A44C 5/003; A44C
5/0053; A44C 5/12; A44C 5/14; A44C
5/142; A44C 5/147; A44C 5/16; A44C
5/18; A44C 13/00; G04B 37/00; G04B
37/0008; G04B 37/0016; G04B 37/0033;
G04B 37/0041; G04B 37/12; G04B
37/127; G04B 37/18; A44B 11/006;
A44B 11/20; A44B 11/24
See application file for complete search history.

(56) **References Cited**
U.S. PATENT DOCUMENTS
D358,101 S * 5/1995 Scheufele D10/32
D362,946 S * 10/1995 Polenberg D11/3
D377,914 S * 2/1997 Riley D11/3
D379,940 S * 6/1997 Riley D11/3
D383,692 S * 9/1997 Woo D11/3
D391,867 S * 3/1998 Brzezinski D10/30
D391,882 S * 3/1998 Roales D11/3
D395,244 S * 6/1998 Riley D10/32
D471,823 S * 3/2003 Dahmen D10/32
D487,402 S * 3/2004 Dubarry D10/32

D563,256 S * 3/2008 Borraccino D10/32
D705,670 S * 5/2014 Emmenegger D10/32
D705,671 S * 5/2014 Mijatovic D10/32
D712,754 S * 9/2014 Loth D10/32
D728,406 S * 5/2015 Cerrato D11/3
D738,250 S * 9/2015 Cerrato D11/3
(Continued)

OTHER PUBLICATIONS

Barton Canvas Quick Release Watch Band Straps, Amazon.com, earliest review on Jul. 22, 2017, online. Site visited: Jan. 16, 2019. Internet URL: <"https://www.amazon.com/Barton-Canvas-Release-Watch-Straps/dp/B071GMFD7W/ref=cm_cr_arp_d_product_top?ie=UTF8"> (Year: 2017).*

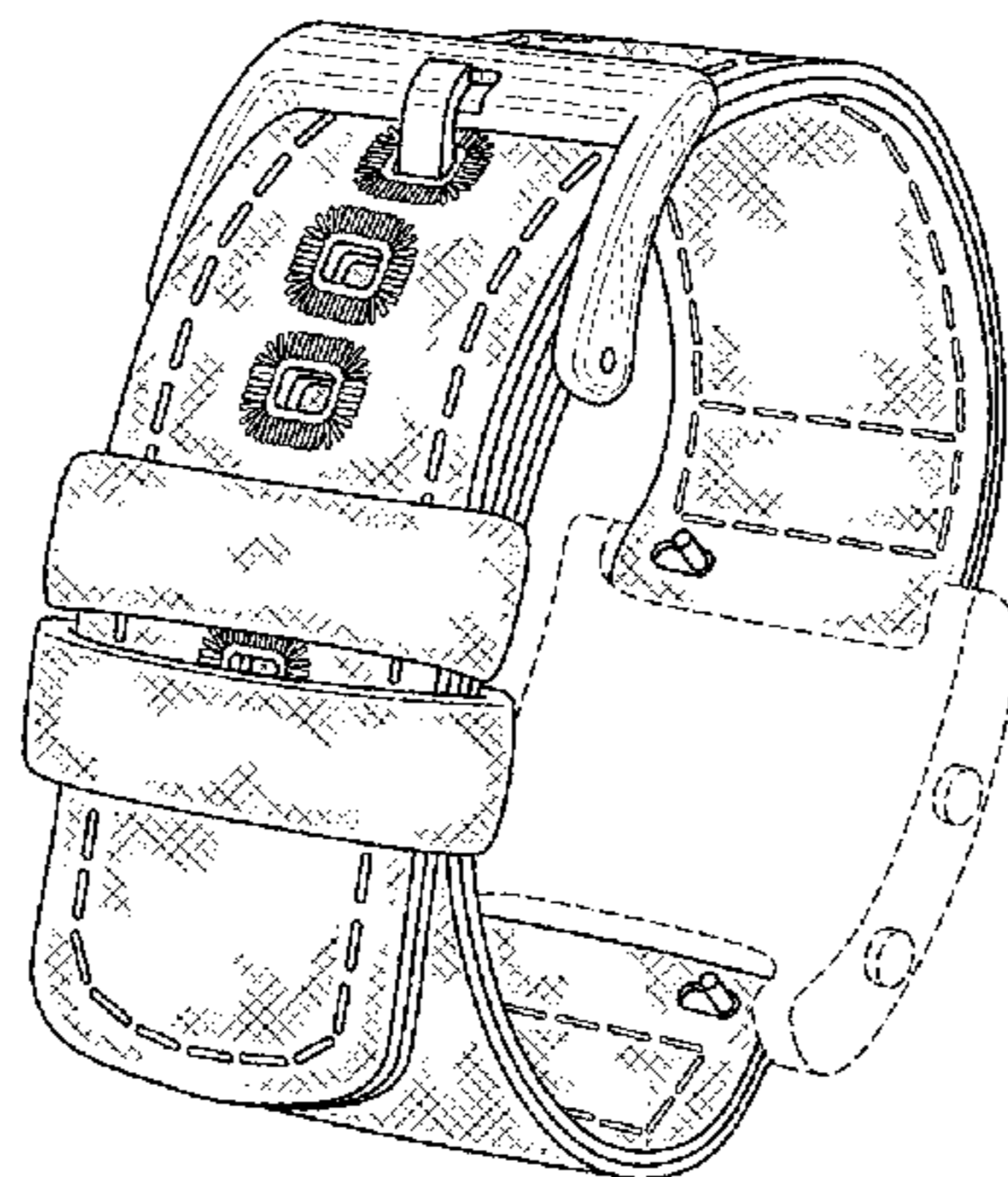
Primary Examiner — Cynthia Ramirez
Assistant Examiner — L. Martinez
(74) *Attorney, Agent, or Firm* — Russell Ng PLLC; Brian F. Russell

(57) **CLAIM**
The ornamental design for a canvas watch band, as shown and described.

DESCRIPTION

FIG. 1 is an isometric view of the canvas watch band; FIG. 2 is a top plan view of the canvas watch band; FIG. 3 is a left side elevation view of the canvas watch band, with the right side elevation view being the same; FIG. 4 is a bottom plan view of the canvas watch band; FIG. 5 is a front elevation view of the canvas watch band; and, FIG. 6 is a back elevation view of the canvas watch band. The broken lines in the drawing illustrate environmental structure that forms no part of the claimed design. The illustrated stitching pattern forms part of the claimed design. The cross-hatching shading in the figures is fragmentarily shown for convenience of illustration, it being understood that the cross-hatching shading is uniformly continued over the surface on which it appears.

1 Claim, 3 Drawing Sheets



(56)

References Cited

U.S. PATENT DOCUMENTS

D739,269	S	*	9/2015	Fazio	D10/32
D740,152	S	*	10/2015	Vaughan	D11/3
9,292,008	B1	*	3/2016	Ahamed	A44C 5/14
D758,890	S	*	6/2016	Cerrato	D10/30
D758,900	S	*	6/2016	Garner	D10/70
D804,967	S	*	12/2017	Galli	D10/32
D836,466	S	*	12/2018	Shi	D10/32

* cited by examiner

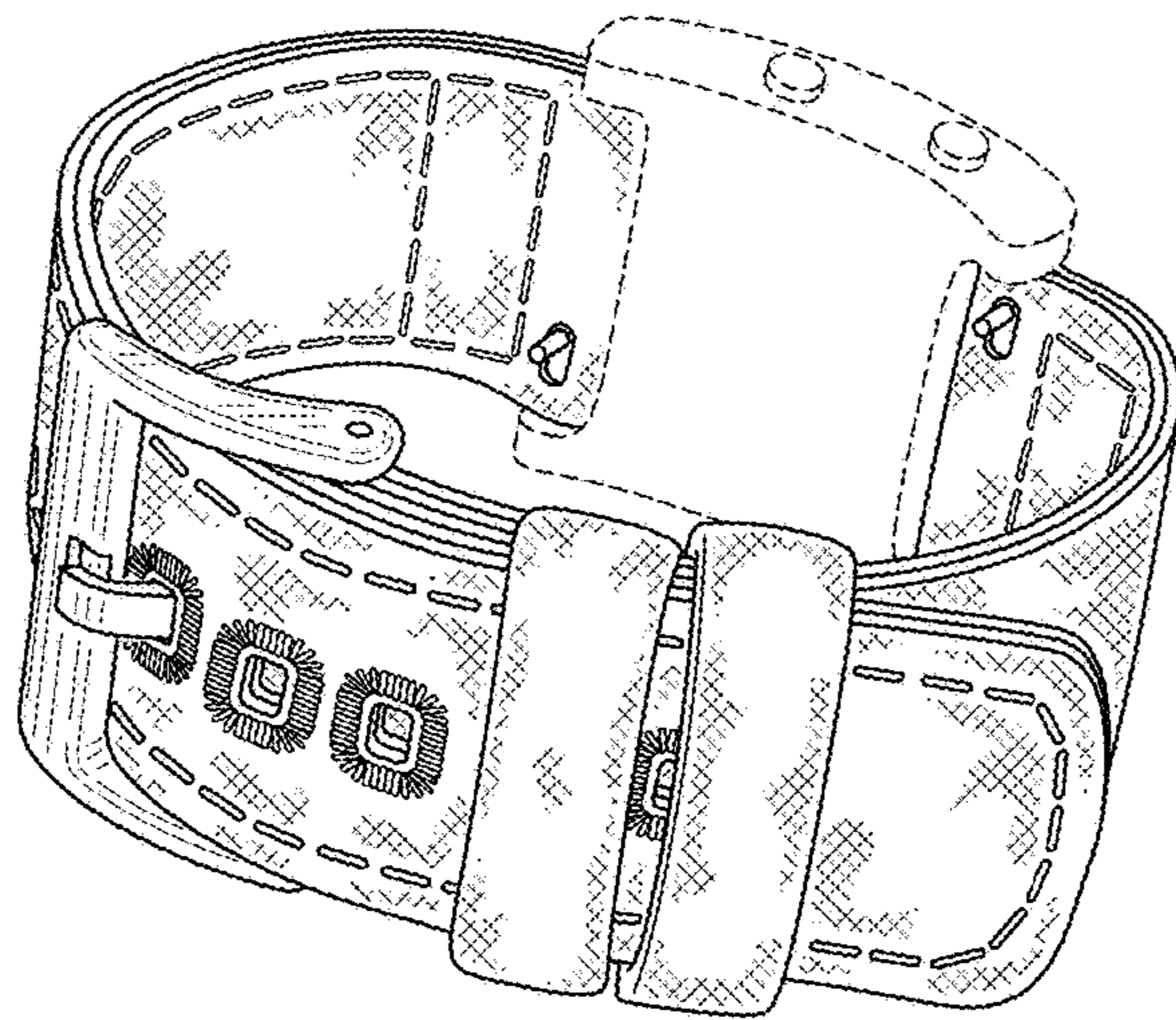


FIG. 1

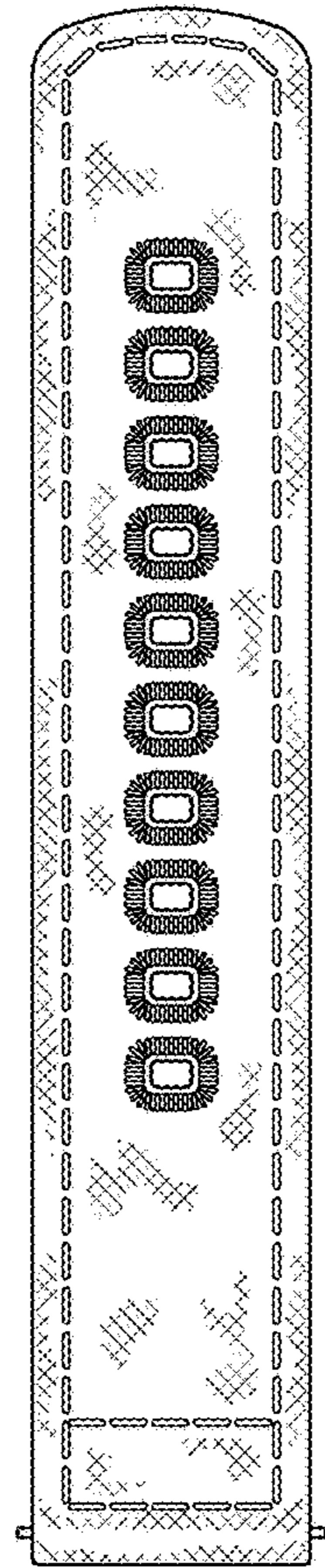


FIG. 2

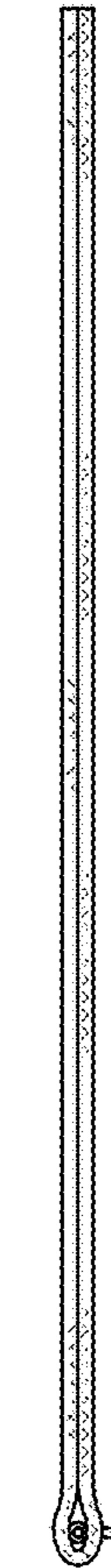
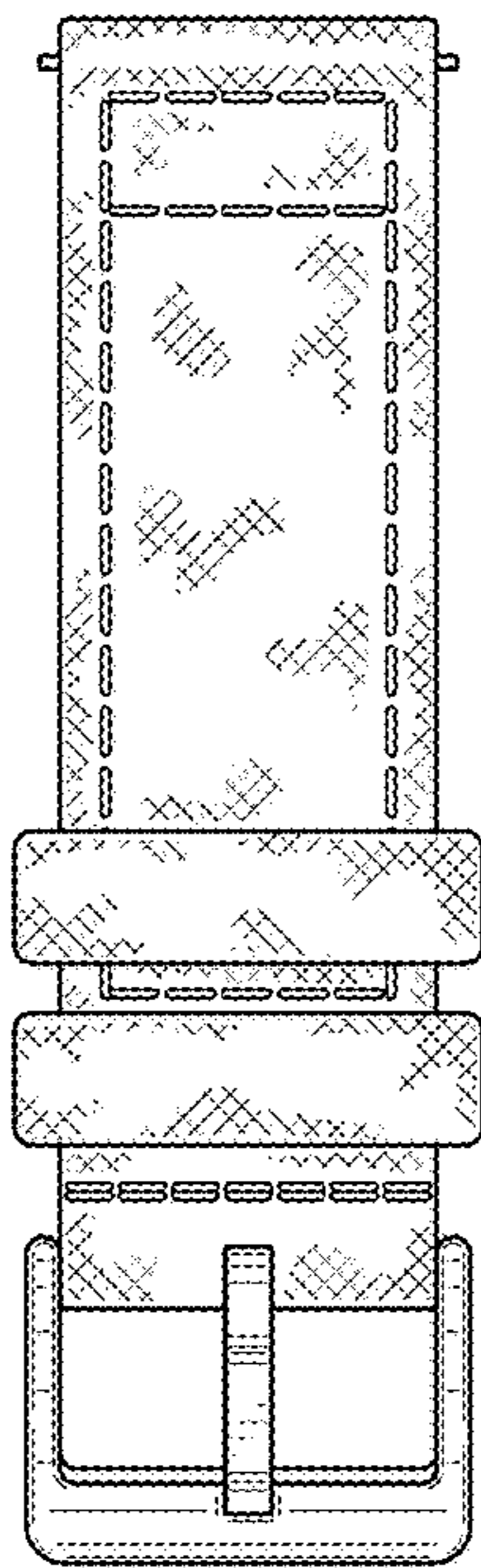


FIG. 3



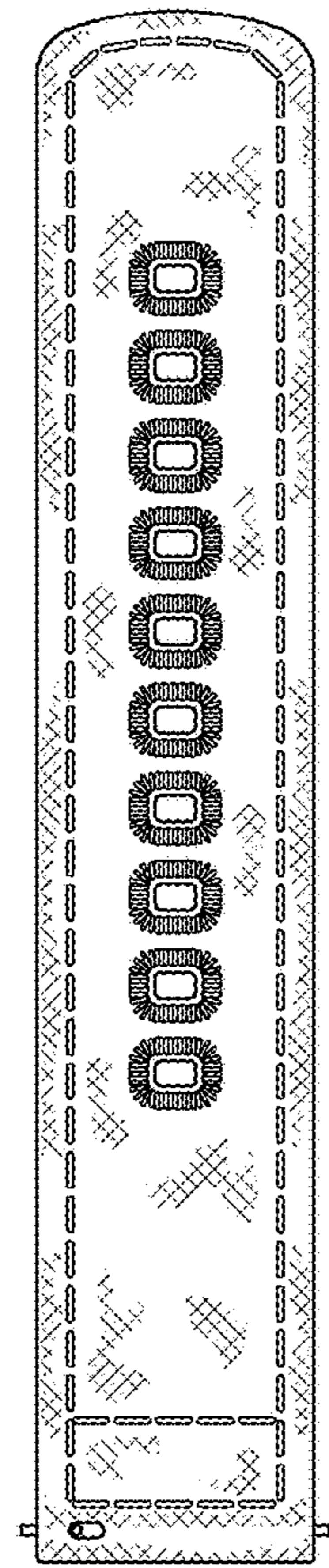


FIG. 4

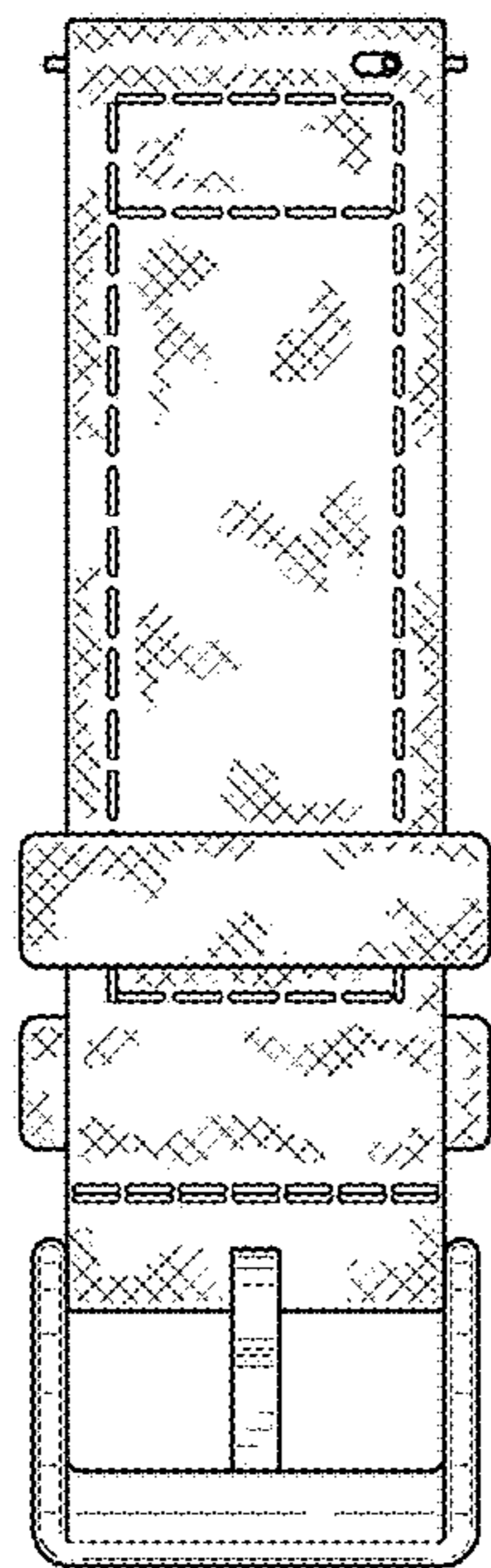


FIG. 5



FIG. 6