



US00D861517S

(12) **United States Design Patent** (10) **Patent No.:** **US D861,517 S**
Apenburg et al. (45) **Date of Patent:** **** Oct. 1, 2019**

(54) **TESTING INSTRUMENTS, INCLUDING MOBILE RADIO TESTERS, WIRELESS DEVICE TESTERS, PROTOCOL TESTERS AND CONFORMANCE AND PRECONFORMANCE TESTERS AND SYSTEMS**

(71) Applicant: **ROHDE & SCHWARZ GMBH & CO. KG**, Munich (DE)

(72) Inventors: **Guido Apenburg**, Ebersberg (DE); **Hermann Groll**, Peissenberg (DE); **Gottfried Holzmann**, Zorneding (DE)

(73) Assignee: **ROHDE & SCHWARZ GMBH & CO. KG**, Munich (DE)

(**) Term: **15 Years**

(21) Appl. No.: **29/636,604**

(22) Filed: **Feb. 9, 2018**

(51) **LOC (12) Cl.** **10-04**

(52) **U.S. Cl.**
USPC **D10/75**

(58) **Field of Classification Search**
USPC D10/75
CPC G01R 29/08; G01R 29/0807; G01R 29/0814; G01R 29/0821; G01R 29/0828; G01R 29/0835; G01R 29/0842; G01R 29/085; G01R 29/0857; G01R 29/0864; G01R 29/0871; G01R 29/0878; G01R 29/0885; G01R 29/0892; G01R 29/10; G01R 29/105; H04W 24/00; H04B 17/00; H04B 17/0082; H04B 17/15

See application file for complete search history.

(56) **References Cited**

U.S. PATENT DOCUMENTS

D208,193	S	*	8/1967	Lang	D10/46
D213,781	S	*	4/1969	Dunlop et al.	D10/46
D217,869	S	*	6/1970	Shmurak et al.	D10/46
D798,171	S	*	9/2017	Blier	D10/75
D842,144	S	*	3/2019	Blier	D10/75

* cited by examiner

Primary Examiner — Antoine Duval Davis

(74) *Attorney, Agent, or Firm* — Cowan, Liebowitz & Latman, P.C.

(57) **CLAIM**

The ornamental design for a testing instruments, including mobile radio testers, wireless device testers, protocol testers and conformance and preconformance testers and systems, as shown and described.

DESCRIPTION

FIG. 1 is a front perspective view of the testing instruments, including mobile radio testers, wireless device testers, protocol testers and conformance and preconformance testers and systems showing my design thereof;

FIG. 2 is a front view thereof;

FIG. 3 is a rear view thereof;

FIG. 4 is a top view thereof;

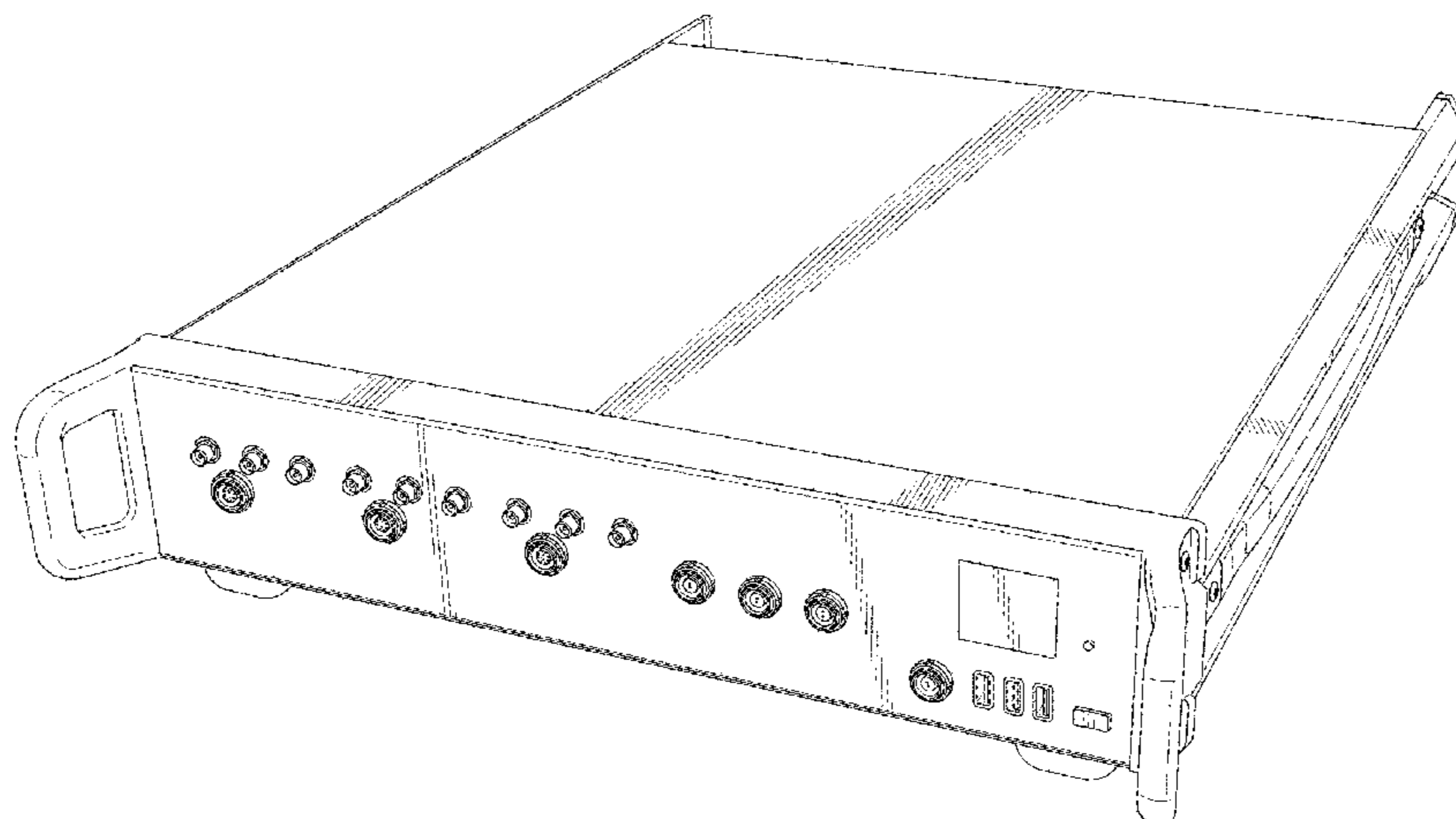
FIG. 5 is a bottom view thereof;

FIG. 6 is a left side view thereof; and,

FIG. 7 is a right side view thereof.

Broken lines depicting rear portions of testing instruments, including mobile radio testers, wireless device testers, protocol testers and conformance, and preconformance testers and systems form no part of the claimed design.

1 Claim, 7 Drawing Sheets



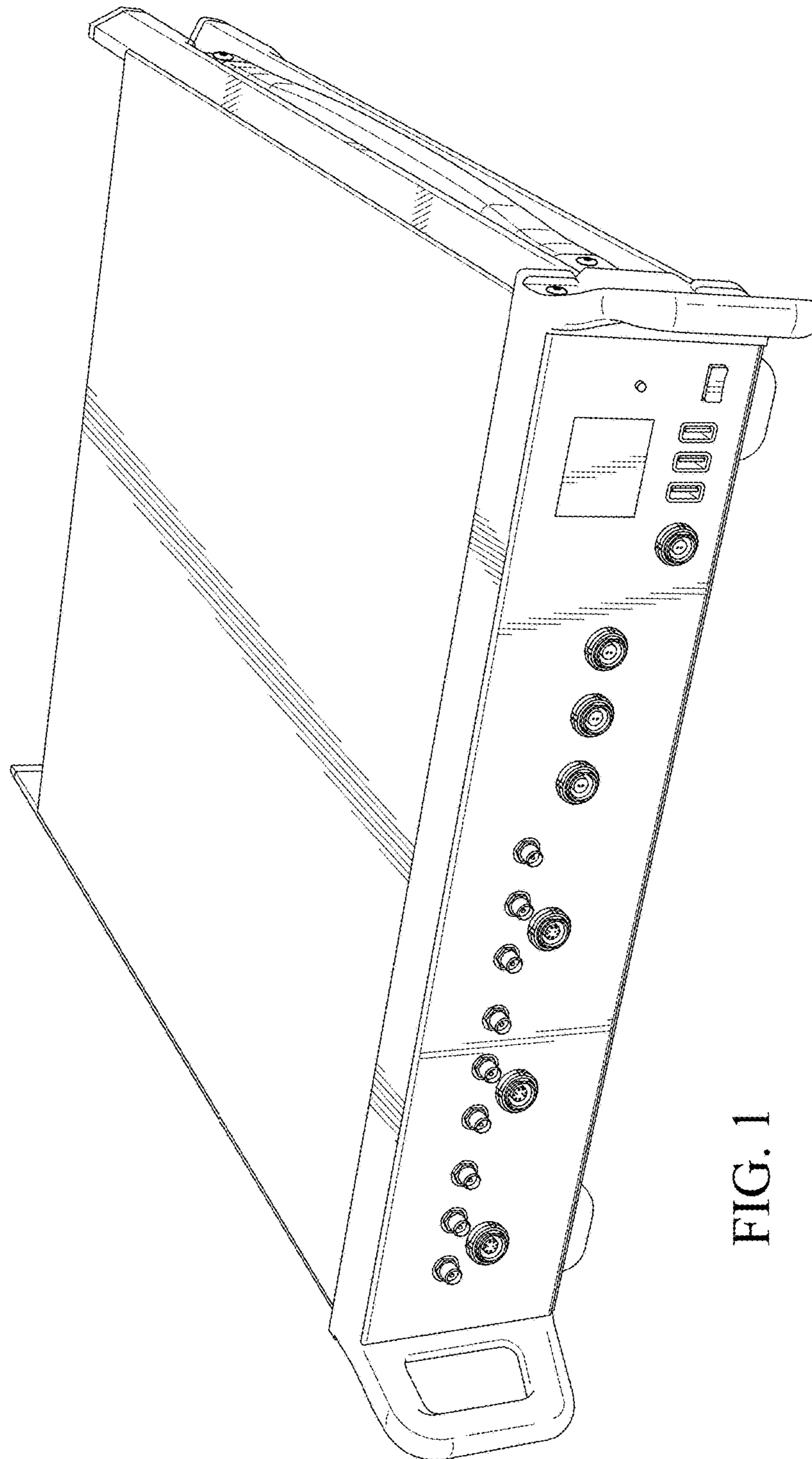


FIG. 1

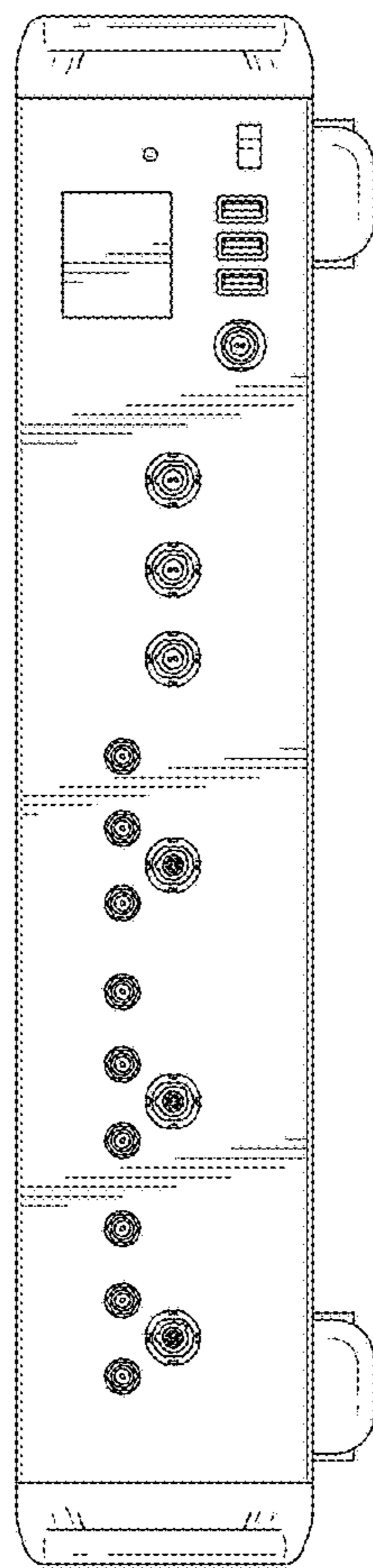


FIG. 2

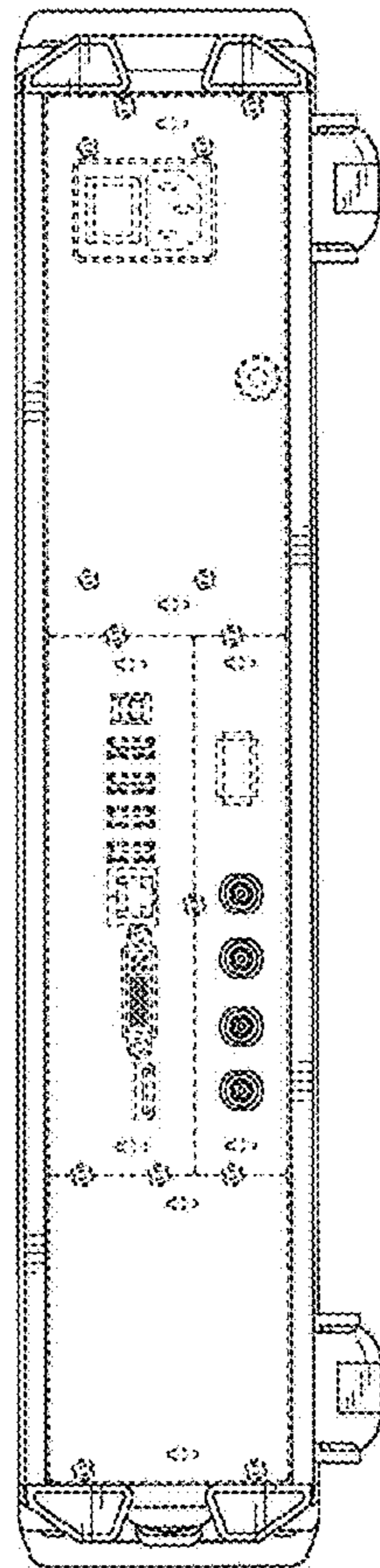


FIG. 3

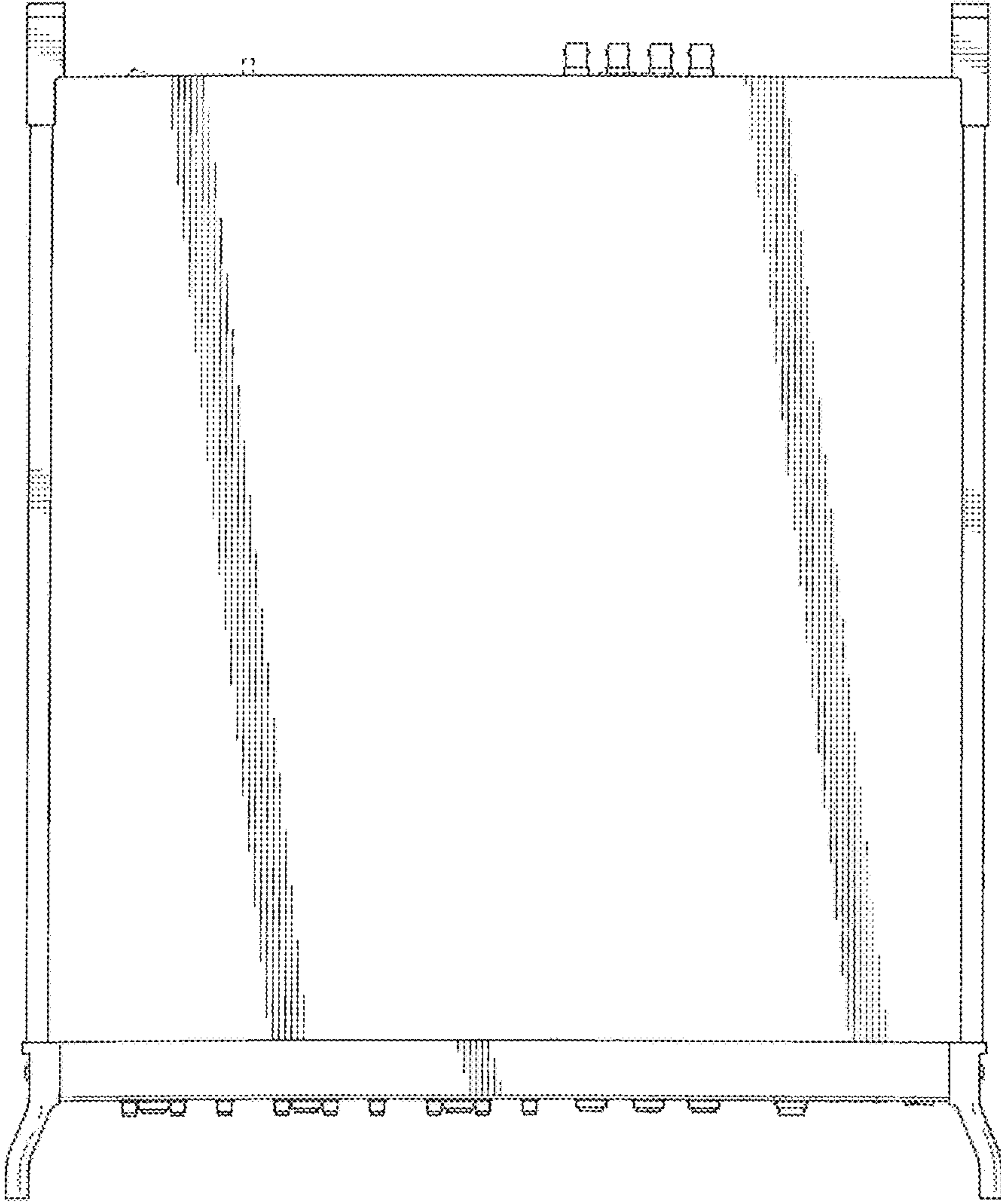


FIG. 4

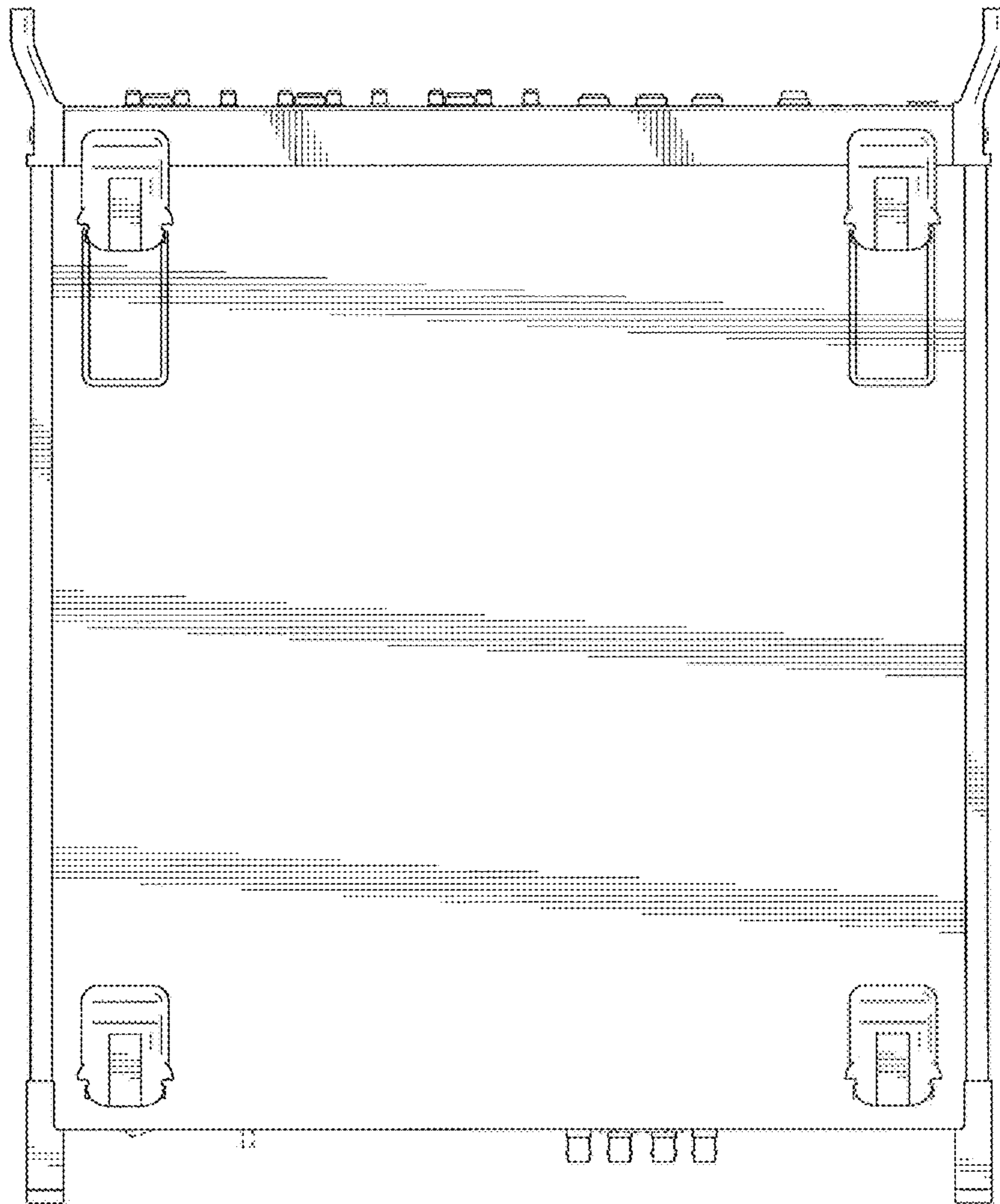


FIG. 5

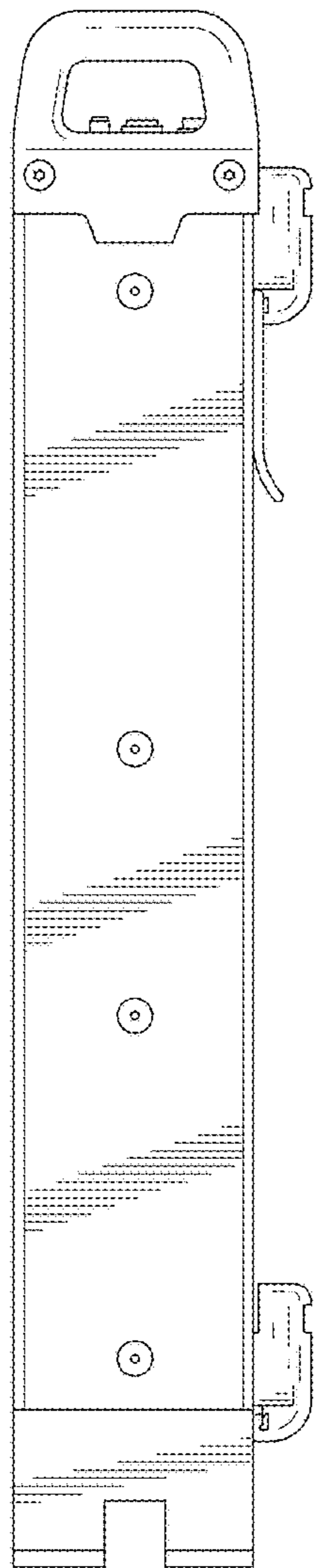


FIG. 6

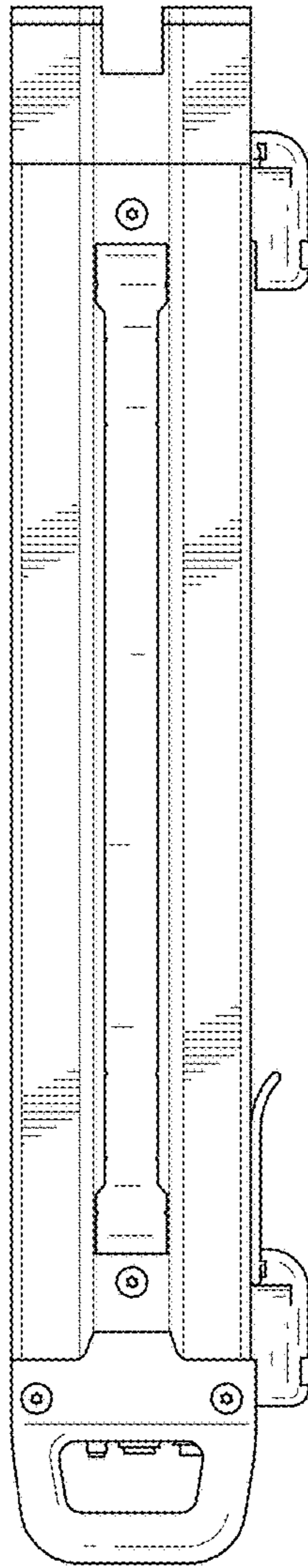


FIG. 7