



US00D861504S

(12) **United States Design Patent** (10) **Patent No.:** **US D861,504 S**
Nashimoto (45) **Date of Patent:** **** Oct. 1, 2019**

(54) **WRIST WATCH**

(71) Applicant: **Swarovski Aktiengesellschaft, Triesen**
(LI)

(72) Inventor: **Mahito Nashimoto, Paris (FR)**

(73) Assignee: **Swarovski Aktiengesellschaft, Triesen**
(LI)

(**) Term: **15 Years**

(21) Appl. No.: **29/643,977**

(22) Filed: **Apr. 13, 2018**

(30) **Foreign Application Priority Data**

Oct. 26, 2017 (LI) 2017-943

(51) **LOC (12) Cl.** **10-02**

(52) **U.S. Cl.**
USPC **D10/32**

(58) **Field of Classification Search**

USPC D10/30-34, 36-39, 122-128, 132;
D11/3, 12, 16-18, 40, 80, 89-92, 94;
D14/485-487, 490, 492; D24/167, 186
CPC G04B 19/00; G04B 19/06; G04B 19/065;
G04B 19/08; G04B 19/082; G04B 19/10;
G04B 19/103; G04B 19/12; G04B 47/00;
G04B 47/042; G04B 47/06; G04B 47/04;
G04B 47/063; G04B 19/223; G04B
19/22; G04B 19/283; G04B 37/00; G04B
37/0008; G04B 37/12; G04B 37/1486;
G04B 37/0058; G04B 45/00; G04B
45/0038; G04B 45/0069; G04B 45/0076;
A44C 5/00; A44C 5/0053; G04F 3/04817;
G04F 3/04886; H04N 5/443; H04N
5/445; G04G 9/00; G04G 9/082; G04G
9/088; G04G 9/094; G04G 9/02; G04G
9/04; G04G 9/06

See application file for complete search history.

(56) **References Cited**

U.S. PATENT DOCUMENTS

D108,895	S	*	3/1938	Sand	D11/17
D130,084	S	*	10/1941	Philippe	D11/16
3,738,100	A	*	6/1973	Hassman	G04B 37/1486 368/282
D267,860	S	*	2/1983	Kabaya	D10/32
D371,745	S	*	7/1996	Wunderman	D10/32
D382,494	S	*	8/1997	Wunderman	D10/30
D382,827	S	*	8/1997	Woo	D11/3
D401,864	S	*	12/1998	Navera	D10/32
D508,654	S	*	8/2005	Tada	D10/32
D509,759	S	*	9/2005	Scheufele	D10/39
D512,654	S	*	12/2005	Scheufele	D10/39
D513,389	S	*	1/2006	Vigneron	D10/32
D521,406	S	*	5/2006	Strasser	D10/32
D546,715	S	*	7/2007	Gruosi-Scheufele	D10/39
D569,278	S	*	5/2008	Rabassa	D10/39
D575,167	S	*	8/2008	Giannini	D10/32

(Continued)

Primary Examiner — Sandra S Snapp

Assistant Examiner — Katherine Glennon

(74) *Attorney, Agent, or Firm* — Baker & McKenzie LLP

(57) **CLAIM**

The ornamental design for a wrist watch, as shown and described.

DESCRIPTION

FIG. 1 is a perspective view showing my new design;
FIG. 2 is a top plan view thereof;
FIG. 3 is a bottom plan view thereof;
FIG. 4 is a left elevational view thereof;
FIG. 5 is a right elevational view thereof;
FIG. 6 is a front elevational view thereof; and,
FIG. 7 is a back elevational view thereof.
The broken-line disclosure of elements is understood to represent portions of the article in which the design is embodied, but which form no part of the claimed design.

1 Claim, 7 Drawing Sheets



(56)

References Cited

U.S. PATENT DOCUMENTS

D592,978 S * 5/2009 Bulgari D10/32
7,559,688 B2 * 7/2009 Robert-Nicoud G04B 19/283
368/294
D613,622 S * 4/2010 Chastaingt D10/39
D627,240 S * 11/2010 Strasser D10/30
D631,374 S * 1/2011 Hegi D10/38
8,411,533 B2 * 4/2013 Mieville G04B 21/08
368/244
D717,180 S * 11/2014 Giannini D10/32
D737,692 S * 9/2015 Yoshida D10/32
D759,505 S * 6/2016 Harada D10/32
D765,533 S * 9/2016 Gueit D10/128
D769,738 S * 10/2016 Dominguez D10/30
D775,535 S * 1/2017 Handa D10/32
D781,171 S * 3/2017 Akana D11/3
D793,876 S * 8/2017 Lasserre D10/38
D811,921 S * 3/2018 Rabassa D10/132
D813,689 S * 3/2018 Yoshida D10/30

* cited by examiner

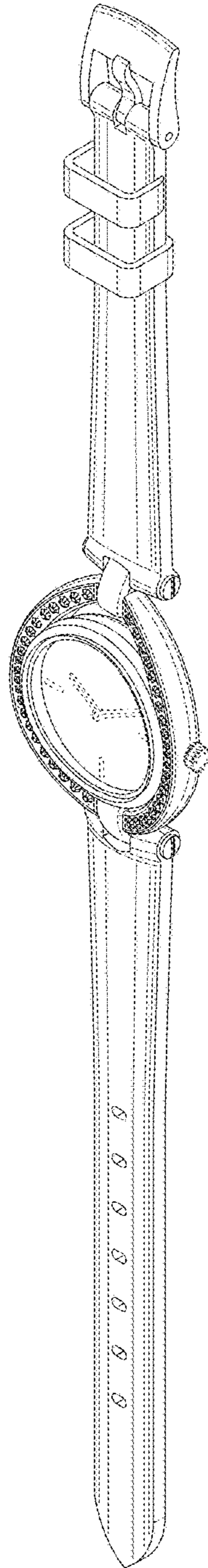


FIG. 1

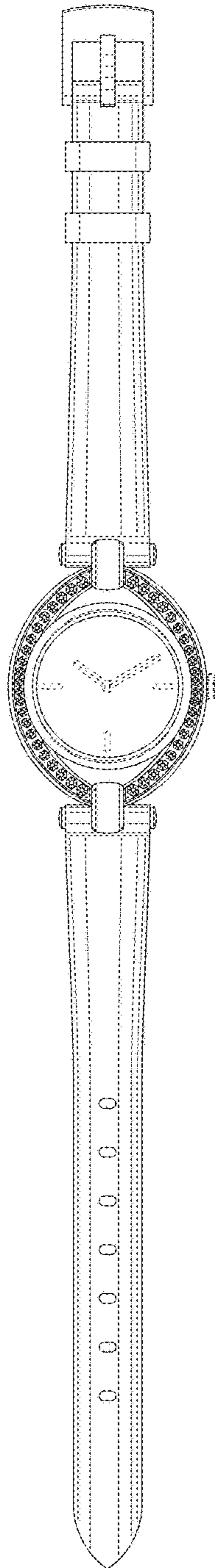


FIG. 2

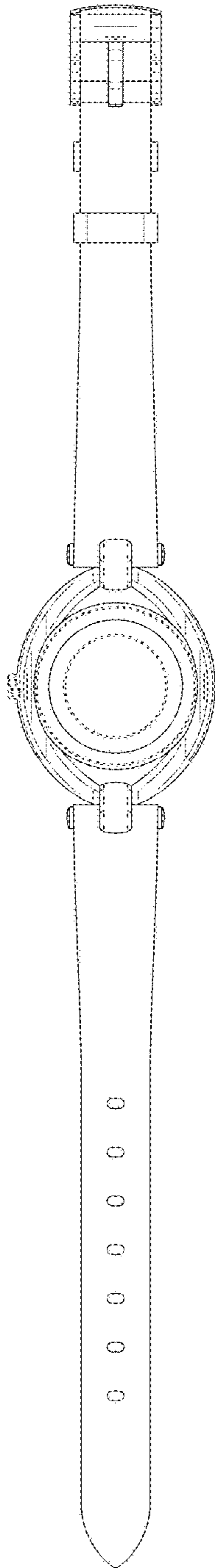


FIG. 3

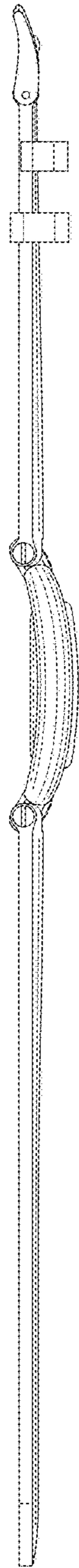


FIG. 4

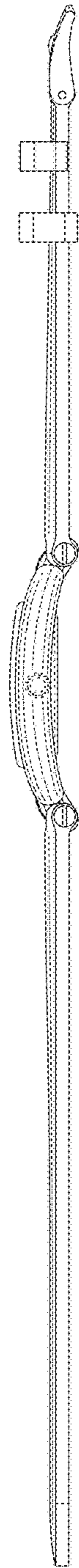


FIG. 5

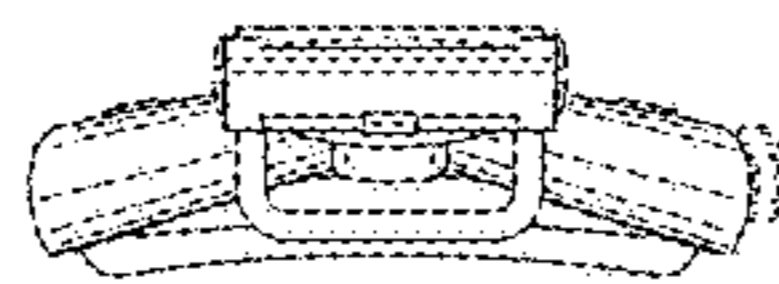


FIG. 6

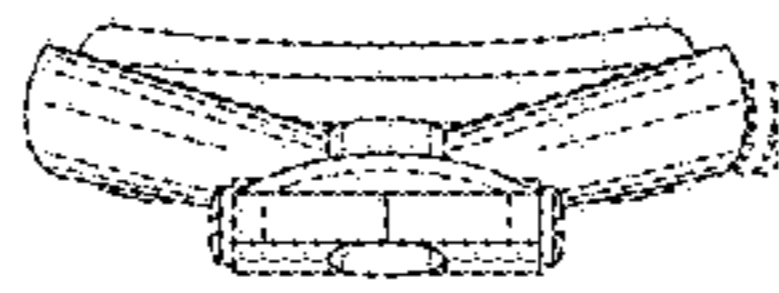


FIG. 7