



US00D861453S

(12) **United States Design Patent** (10) **Patent No.:** **US D861,453 S**
Lai et al. (45) **Date of Patent:** **** Oct. 1, 2019**

- (54) **4-IN-1 MULTIPLE SOCKET DRIVER** 6,418,821 B1 7/2002 Yamakawa
- (71) Applicant: **Malco Products, Inc.**, Annandale, MN (US) D478,263 S * 8/2003 Welsh D15/140
- (72) Inventors: **Bryan Lai**, Taichung (TW); **Thomas A. Batho**, South Haven, MN (US) 6,637,298 B1 10/2003 O'Brien et al.
- (73) Assignee: **Malco Products, Inc.**, Annandale, MN (US) 6,705,183 B1 3/2004 Dickens
- (**) Term: **15 Years** 6,732,615 B2 5/2004 Layaou
- 6,540,644 S * 4/2007 Song D8/25
- 7,434,494 B1 10/2008 Snider
- D589,319 S * 3/2009 Peters D8/70
- D594,306 S * 6/2009 Decker D15/138
- D609,073 S * 2/2010 Lin D15/140
- 7,726,664 B2 * 6/2010 Peters B23B 31/005
- 279/143
- 7,757,704 B2 * 7/2010 Lien F16L 37/38
- 137/269.5

(Continued)

(21) Appl. No.: **29/633,968**

(22) Filed: **Jan. 17, 2018**

Primary Examiner — Darlington Ly
(74) *Attorney, Agent, or Firm* — Briggs and Morgan, P.A.; Gerald E. Helget

Related U.S. Application Data

(63) Continuation-in-part of application No. 15/049,873, filed on Feb. 22, 2016, now abandoned.

(51) **LOC (12) Cl.** **08-05**

(52) **U.S. Cl.**
USPC **D8/70**

(58) **Field of Classification Search**
USPC D8/70, 71, 85, 86, 349, 359, 382, 387, D8/394, 397; D15/138, 139; D22/134, D22/137, 138, 140, 141; D3/24, 25
CPC B25B 15/00; B25B 23/0035; B25B 23/12; B25B 23/0028; B25B 23/00; B25B 23/10; B25B 23/08; B25F 1/003; B25G 1/066
See application file for complete search history.

(56) **References Cited**

U.S. PATENT DOCUMENTS

- 2,453,901 A 11/1948 Gonsett et al.
- 3,177,910 A 4/1965 Da Silva
- 3,187,610 A 6/1965 Russman
- 4,692,073 A 9/1987 Martindell
- D449,504 S * 10/2001 Boyle D8/70
- 6,305,255 B1 10/2001 Wu

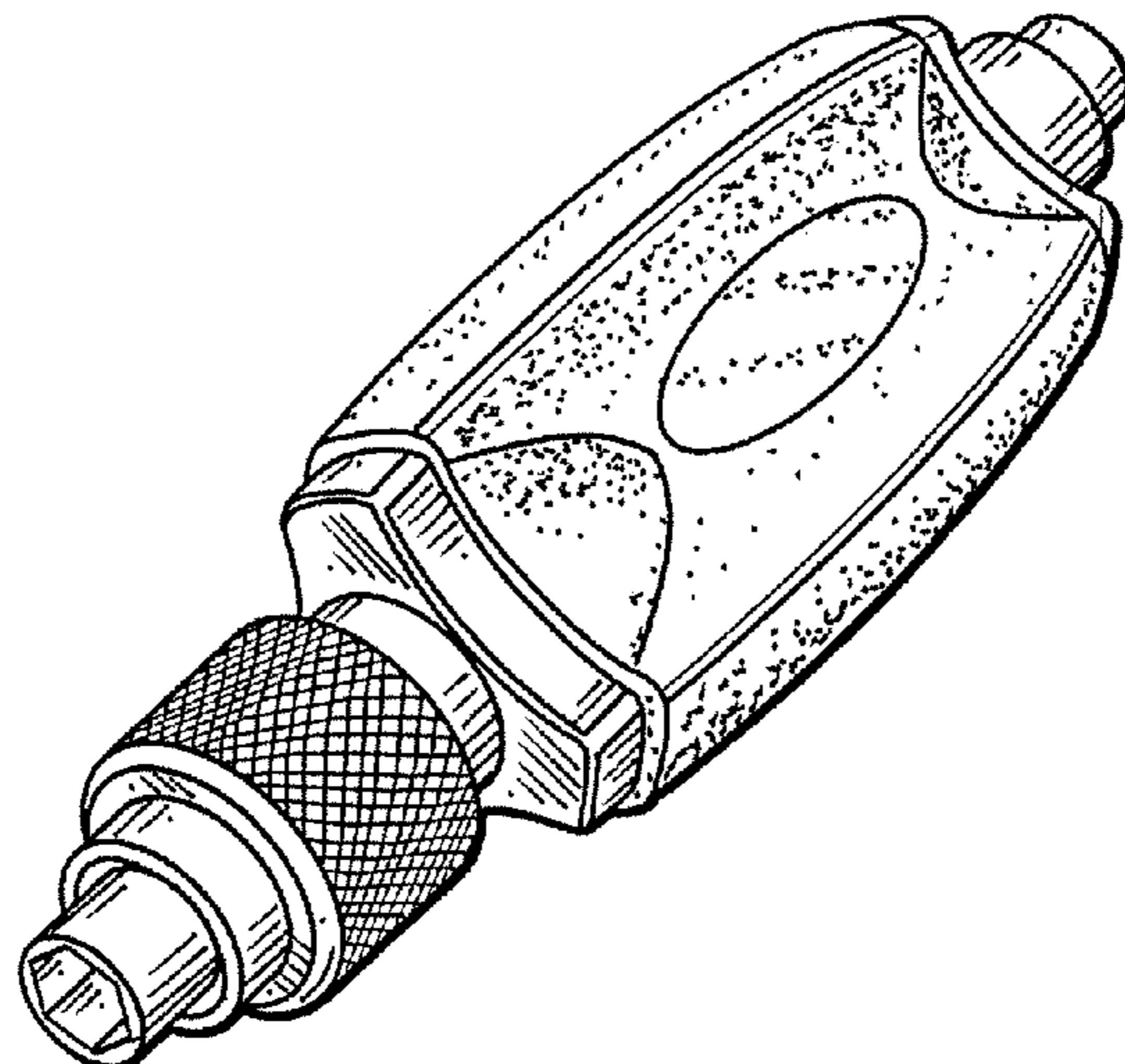
(57) **CLAIM**

The ornamental design for a 4-in-1 multiple socket driver, as shown and described.

DESCRIPTION

FIG. 1 is a front perspective view showing my new design for a 4-in-1 multiple socket driver;
FIG. 2 is a top plan view;
FIG. 3 is a left side elevational view which is a mirror image of the right side elevational view;
FIG. 4 is a bottom plan view;
FIG. 5 is a rear elevational view;
FIG. 6 is a front elevational view;
FIG. 7 is a left side elevational view with the front end of the inner hexagonal shaft extended forwardly; and,
FIG. 8 is a left side elevational view with the rear end of the inner hexagonal shaft extended rearwardly.
The broken lines in the drawings illustrate the inner shaft portion of the 4-in-1 multiple socket driver to which forms no part of the claimed design.

1 Claim, 2 Drawing Sheets



(56)

References Cited

U.S. PATENT DOCUMENTS

7,823,483 B2 * 11/2010 Yamada B23B 49/008
 81/429
 D635,429 S * 4/2011 Hakki D15/140
 7,934,893 B2 5/2011 Gillissen
 8,100,200 B2 * 1/2012 Wolfer E21B 17/076
 175/300
 D655,592 S * 3/2012 Baumann D8/70
 D656,805 S * 4/2012 Baumann D8/70
 D673,193 S * 12/2012 Dickrede D15/139
 8,540,580 B2 * 9/2013 Santamarina B25B 15/001
 464/37
 8,607,673 B2 * 12/2013 Marson B25B 21/007
 81/177.2
 D710,174 S * 8/2014 Moss D8/70
 D710,175 S * 8/2014 Moss D8/70
 8,844,941 B1 * 9/2014 Dickrede B23G 1/46
 279/143
 D717,626 S * 11/2014 Dickrede D8/70
 D737,647 S * 9/2015 Elder D15/140
 9,505,108 B2 * 11/2016 Peters B25B 23/12
 D793,831 S * 8/2017 Russell D8/70
 D793,832 S * 8/2017 Russell D8/70
 D793,833 S * 8/2017 Russell D8/70
 10,150,205 B2 * 12/2018 Santamarina B25B 23/0035
 2004/0096654 A1 5/2004 Morin et al.
 2008/0012245 A1 1/2008 Peters

* cited by examiner

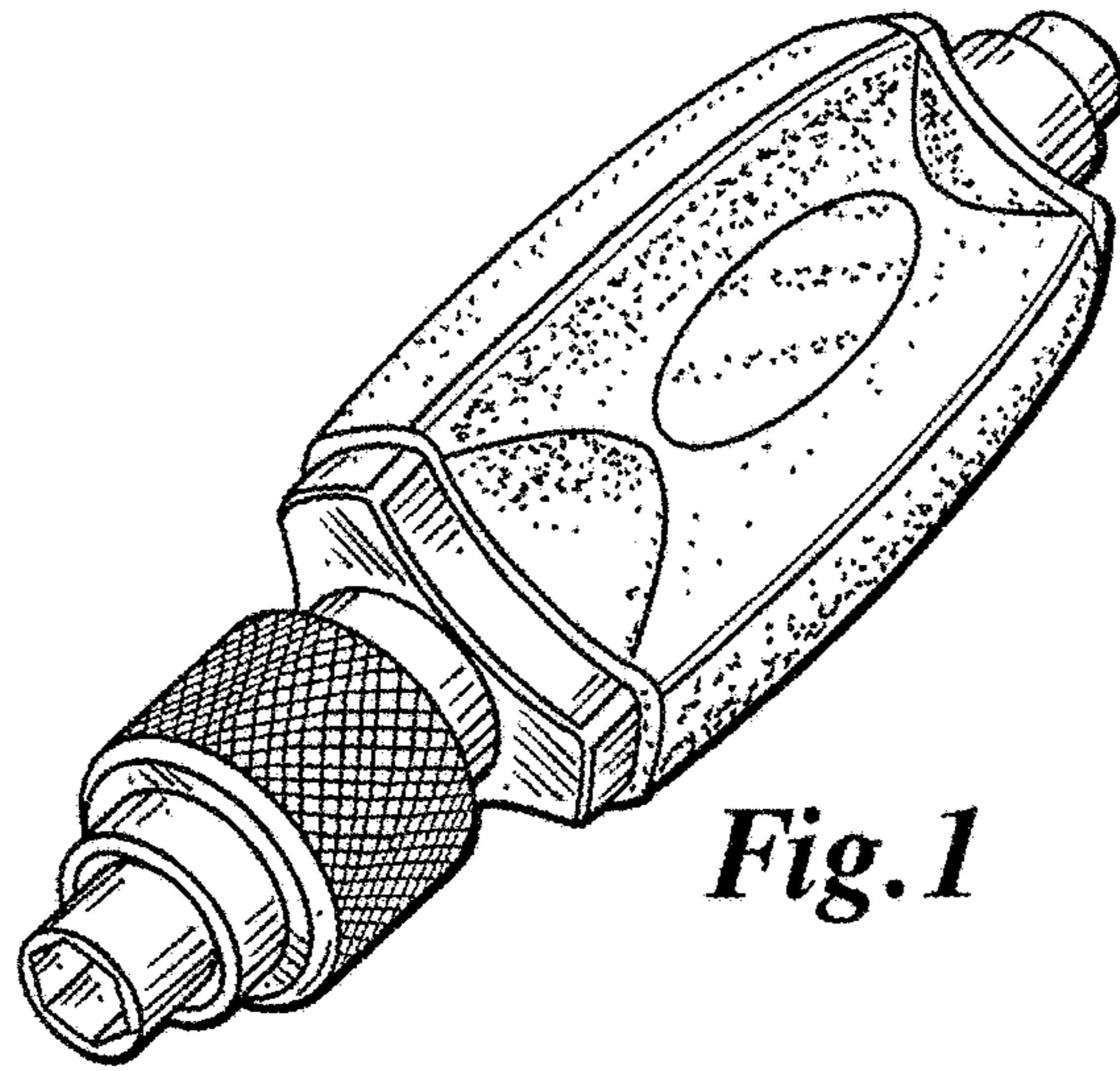


Fig. 1

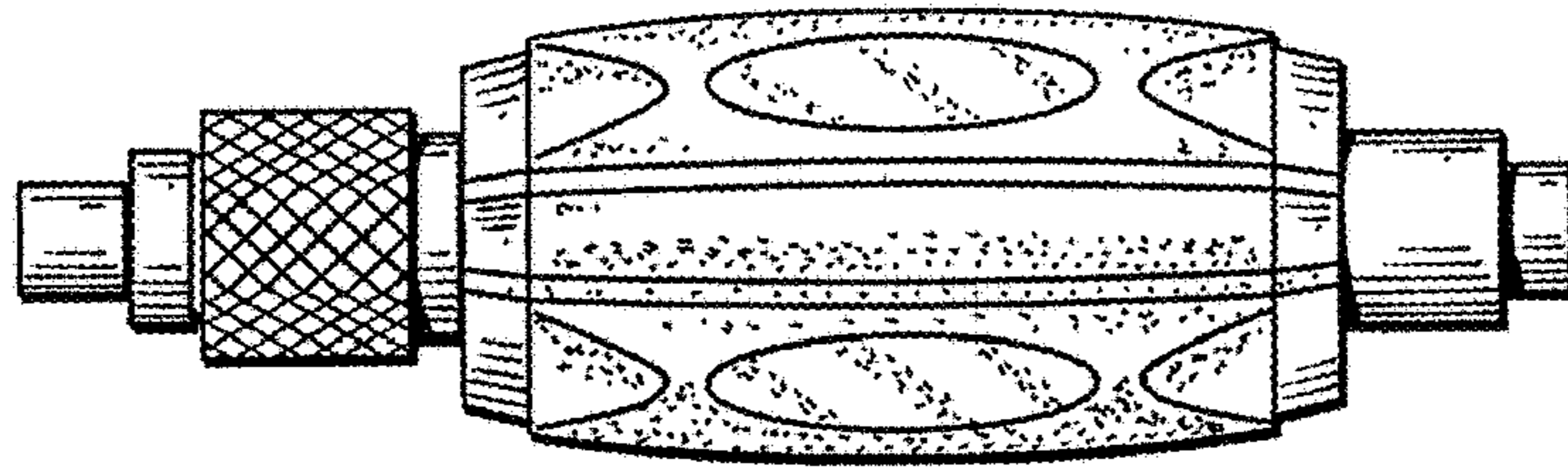


Fig. 2

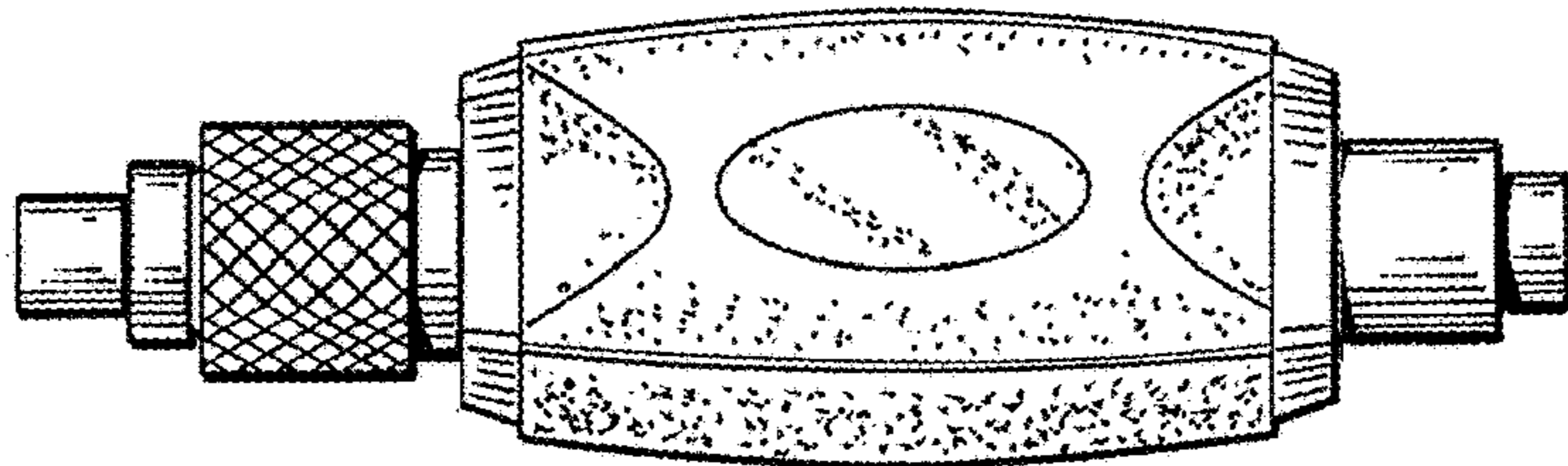


Fig. 3

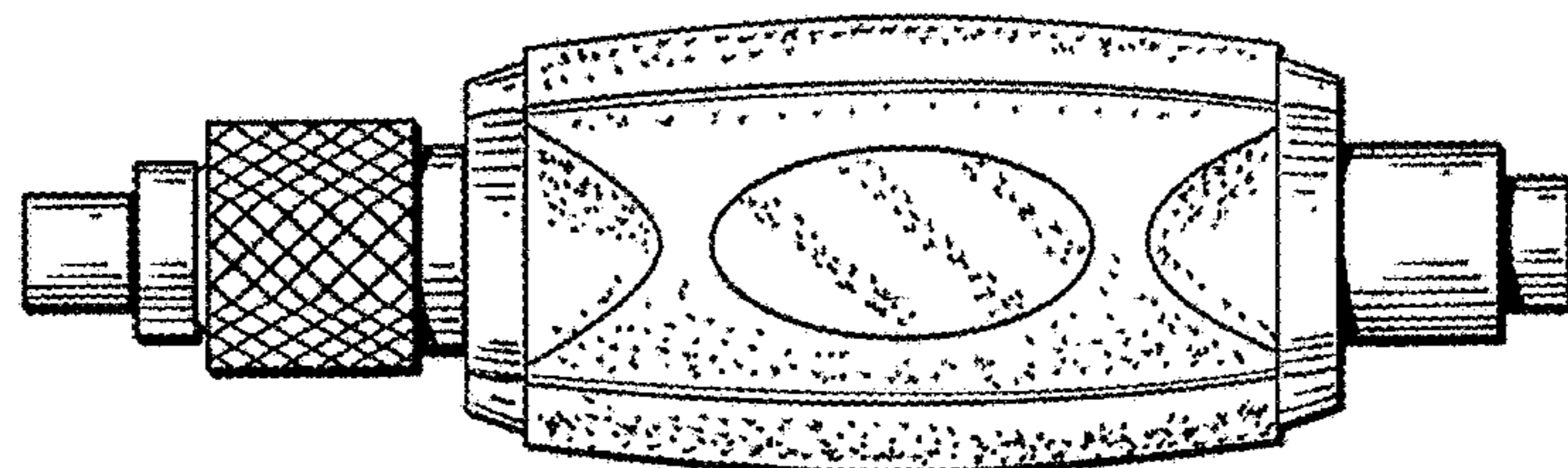


Fig. 4

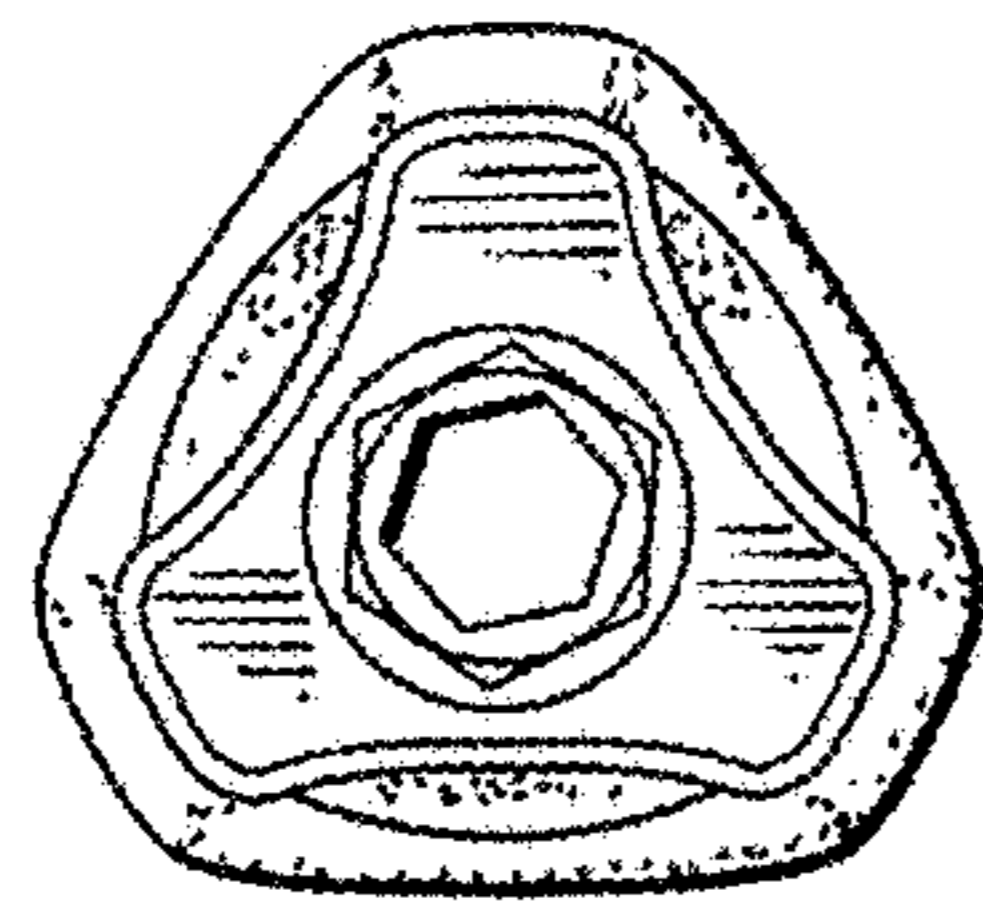


Fig. 5

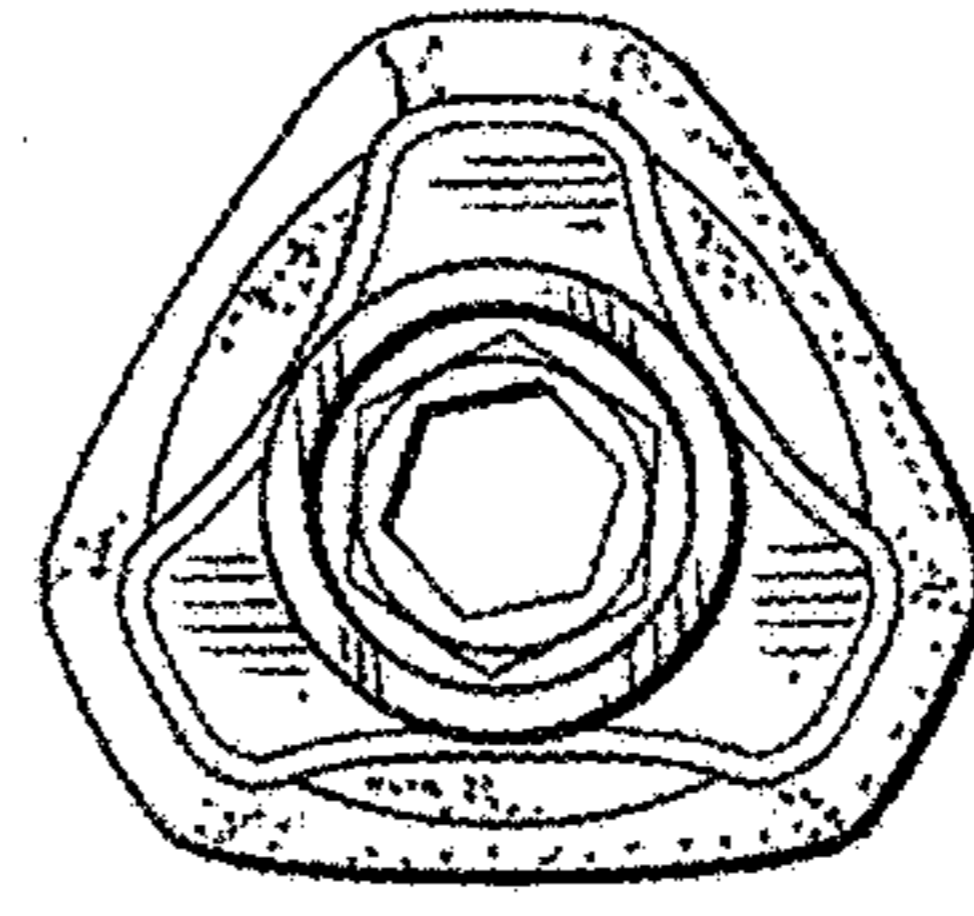


Fig. 6

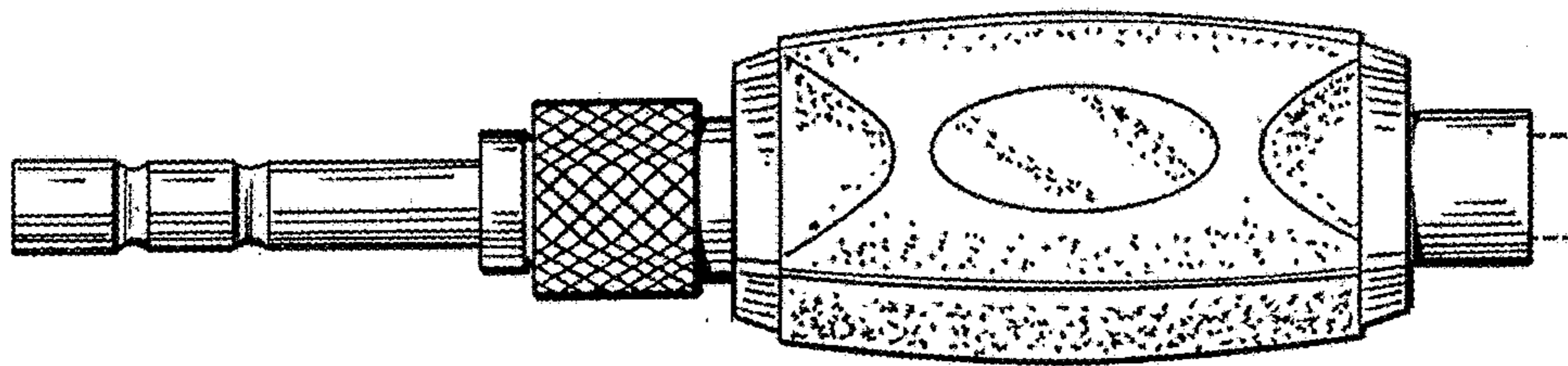


Fig. 7

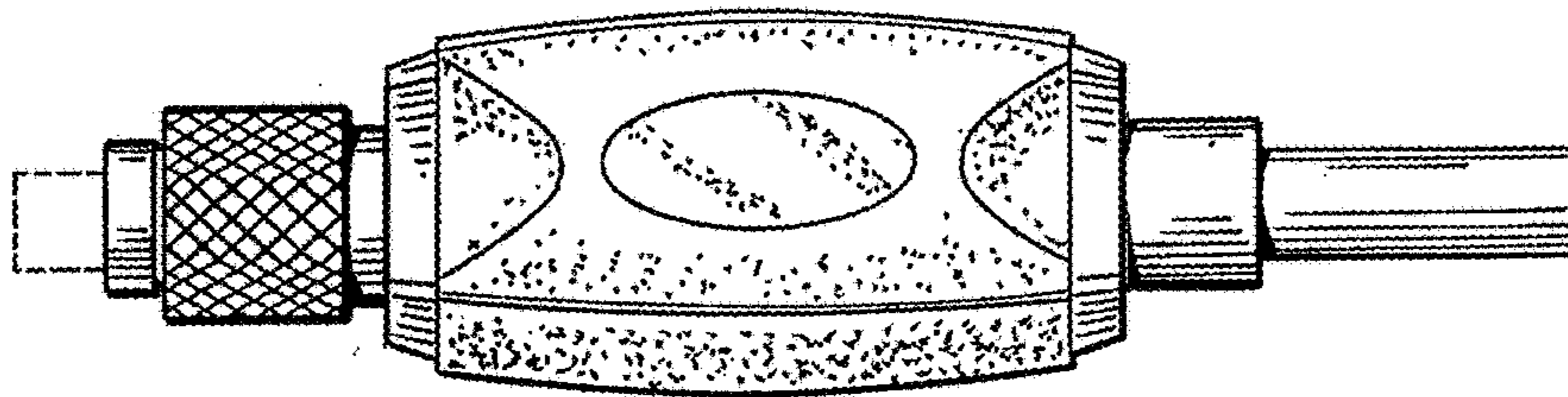


Fig. 8